



US00D419337S

United States Patent [19]
Ng

[11] **Patent Number: Des. 419,337**
[45] **Date of Patent: ** Jan. 25, 2000**

[54] **STAND FOR JEWELRY**

[75] **Inventor: Yue Chak Ng, Kwai Chung, The Hong Kong Special Administrative Region of the People's Republic of China**

[73] **Assignee: Lup Kee Metal Ornament Factory Limited, New Territories, The Hong Kong Special Administrative Region of the People's Republic of China**

[**] **Term: 14 Years**

[21] **Appl. No.: 29/099,791**

[22] **Filed: Jan. 28, 1999**

[30] **Foreign Application Priority Data**

Aug. 14, 1998 [HK] The Hong Kong Special Administrative Region of the People's Republic of China 9811084

[51] **LOC (7) Cl. 06-04**

[52] **U.S. Cl. D6/467**

[58] **Field of Search D6/466-469, 475, D6/476, 462; 206/6.1, 557-566; 211/85.2; 248/176.1**

[56] **References Cited**

U.S. PATENT DOCUMENTS

D. 348,997	7/1994	Menner	D6/467
4,767,011	8/1988	Butler	211/85.2
5,390,800	2/1995	Tucker	206/6.1 X

Primary Examiner—Jeffrey Asch
Assistant Examiner—Linda Brooks
Attorney, Agent, or Firm—Leydig, Voit & Mayer, Ltd.

[57] **CLAIM**

The ornamental design for a stand for jewelry, as shown and described.

DESCRIPTION

FIG. 1 is a front, right side and top perspective view of the stand for jewelry showing my new design;
FIG. 2 is a front elevational view thereof;
FIG. 3 is a right side elevational view thereof;
FIG. 4 is a top plan view thereof;
FIG. 5 is a rear elevational view thereof;
FIG. 6 is a left side elevational view thereof; and,
FIG. 7 is a bottom plan view thereof.

1 Claim, 3 Drawing Sheets





FIG. 1

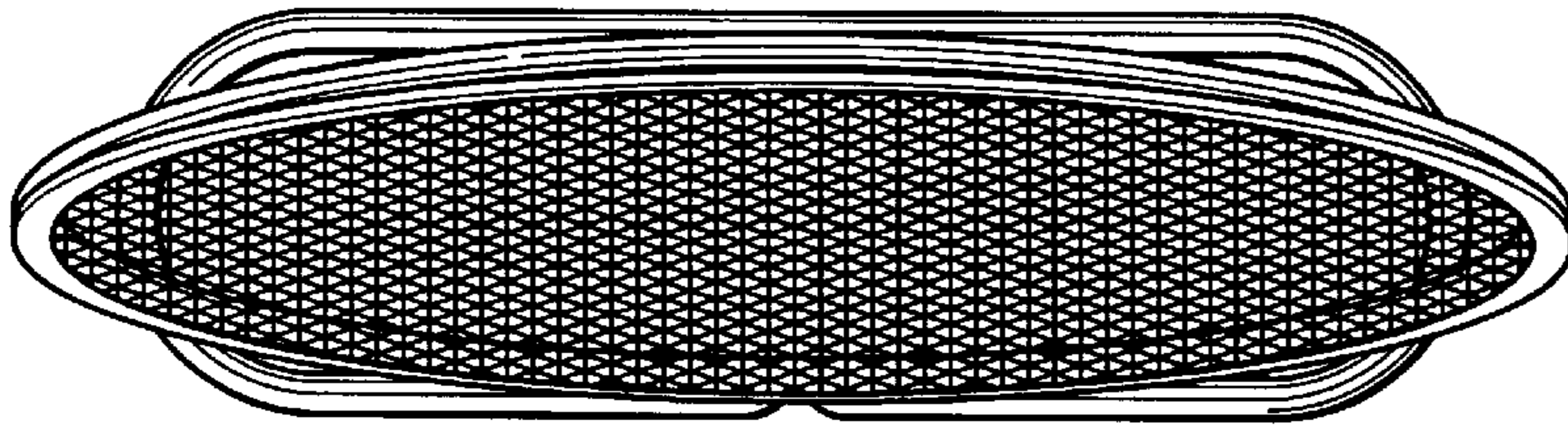


FIG. 4




FIG. 2

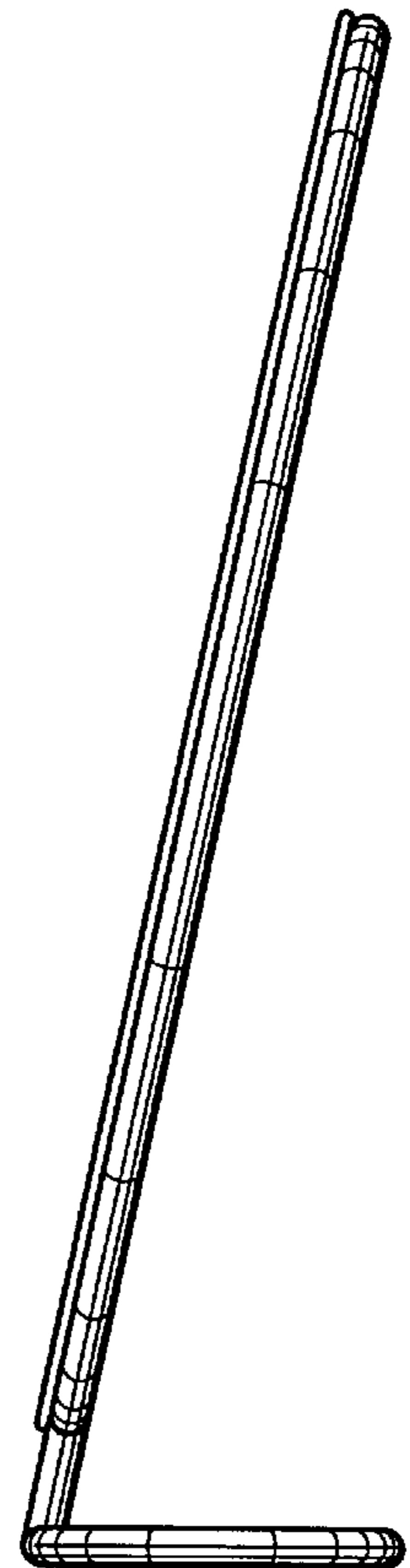


FIG. 3

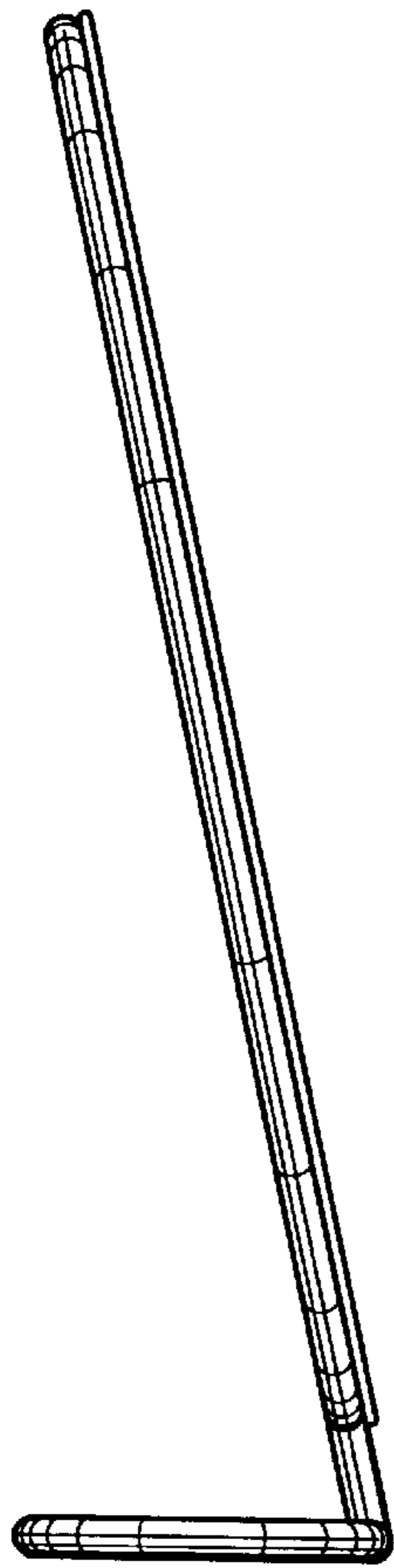


FIG. 6

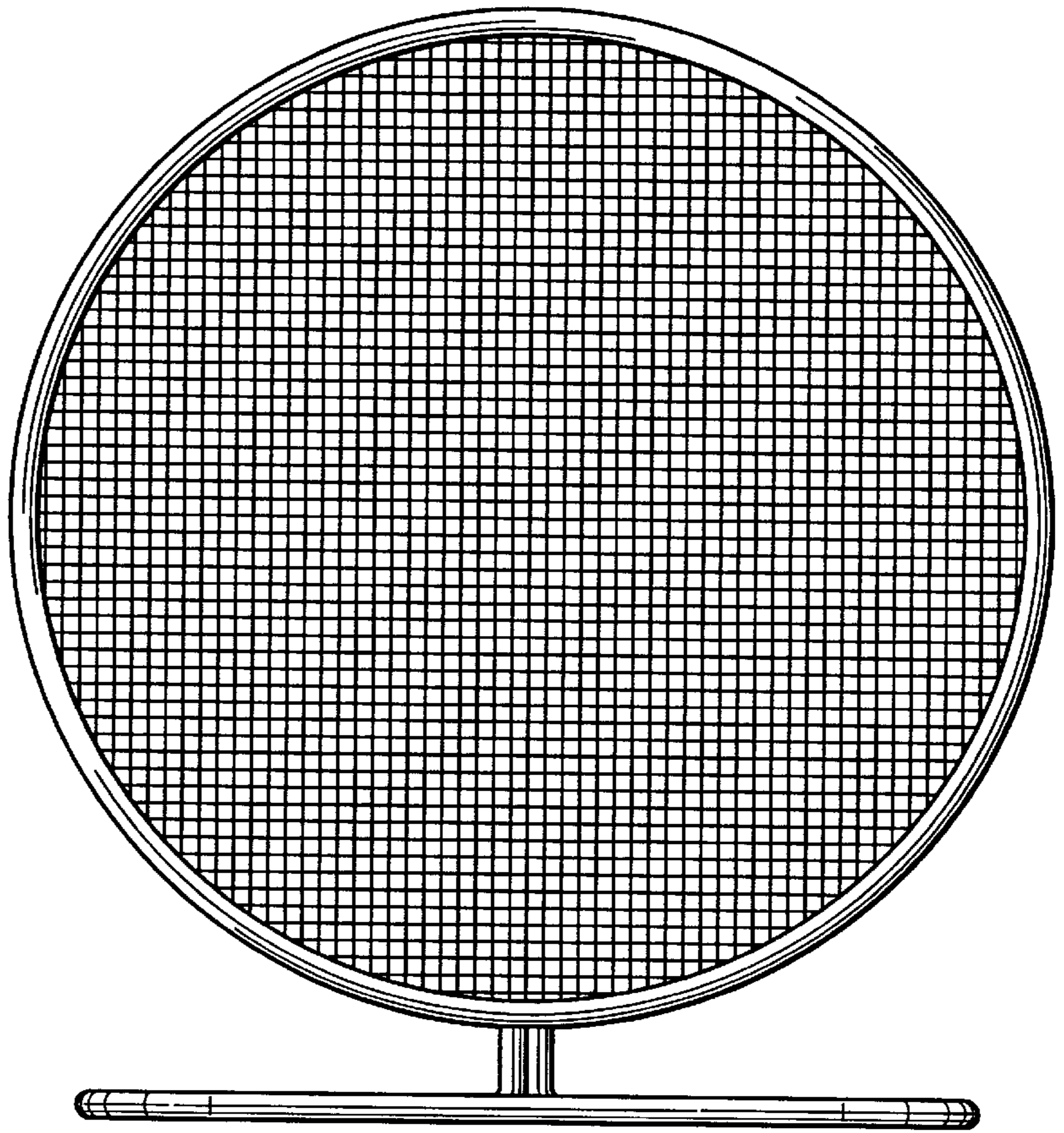


FIG. 5

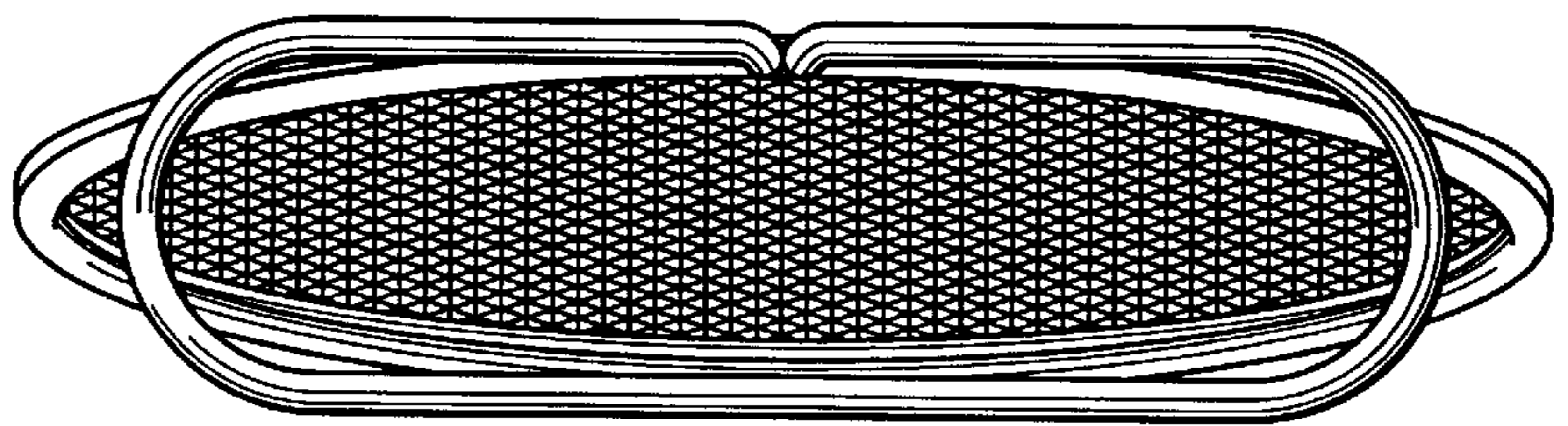


FIG. 7