



US00D419329S

# United States Patent [19] Cain

[11] **Patent Number: Des. 419,329**  
[45] **Date of Patent: \*\* Jan. 25, 2000**

[54] **BEDSTEAD**

[75] Inventor: **Charles C. Cain**, High Point, N.C.

[73] Assignee: **Thomasville Furniture Industries, Inc.**, Thomasville, N.C.

[\*\*] Term: **14 Years**

[21] Appl. No.: **29/095,063**

[22] Filed: **Oct. 15, 1998**

[51] **LOC (7) Cl.** ..... **06-01**

[52] **U.S. Cl.** ..... **D6/389; D6/393**

[58] **Field of Search** ..... D6/382, 388-395,  
D6/505-508; 5/53.1, 279.1, 280, 281, 907,  
121

[56] **References Cited**

**U.S. PATENT DOCUMENTS**

D. 20,097	4/1890	Speers	.....	D6/389
D. 24,302	5/1895	Wiessner	.....	D6/393
D. 29,284	8/1898	Peters	.....	D6/505

**OTHER PUBLICATIONS**

Furniture Today, Oct. 21, 1996, p. 192, bed at top left.  
House Beautiful, May 1985, p. 67, bed.  
Steel Canopy Bed, Traditional Home magazine, p. 134, May 1998.

*Primary Examiner*—Janice E. Seeger  
*Attorney, Agent, or Firm*—Rhodes & Mason, P.L.L.C.

[57] **CLAIM**

The ornamental design for a bedstead, as shown and described.

**DESCRIPTION**

FIG. 1 is a left front perspective view a bedstead showing my new design;  
FIG. 2 is a side elevational view, the opposite side being a mirror image thereof;  
FIG. 3 is a front perspective view thereof;  
FIG. 4 is a partial front elevational view of the headboard section thereof;  
FIG. 5 is a partial front elevational view of the footboard section thereof;  
FIG. 6 is a partial rear elevational view of the footboard section;  
FIG. 7 is an enlarged partial top perspective view showing the left rear of the footboard;  
FIG. 8 is an enlarged partial top perspective view showing the right front of the footboard;  
FIG. 9 is an enlarged partial perspective view looking upward showing the central position of the canopy section of the bedstead; and,  
FIG. 10 is an enlarged partial side elevational view showing the top position of a corner post.  
The bottom views (not shown) of the headboard and footboard sections and the rear view (not shown) of the headboard section form no part of the claimed design. The broken line showing of environmental elements is for illustrative purposes only and forms no part of the claimed design.

**1 Claim, 10 Drawing Sheets**






FIG. 1

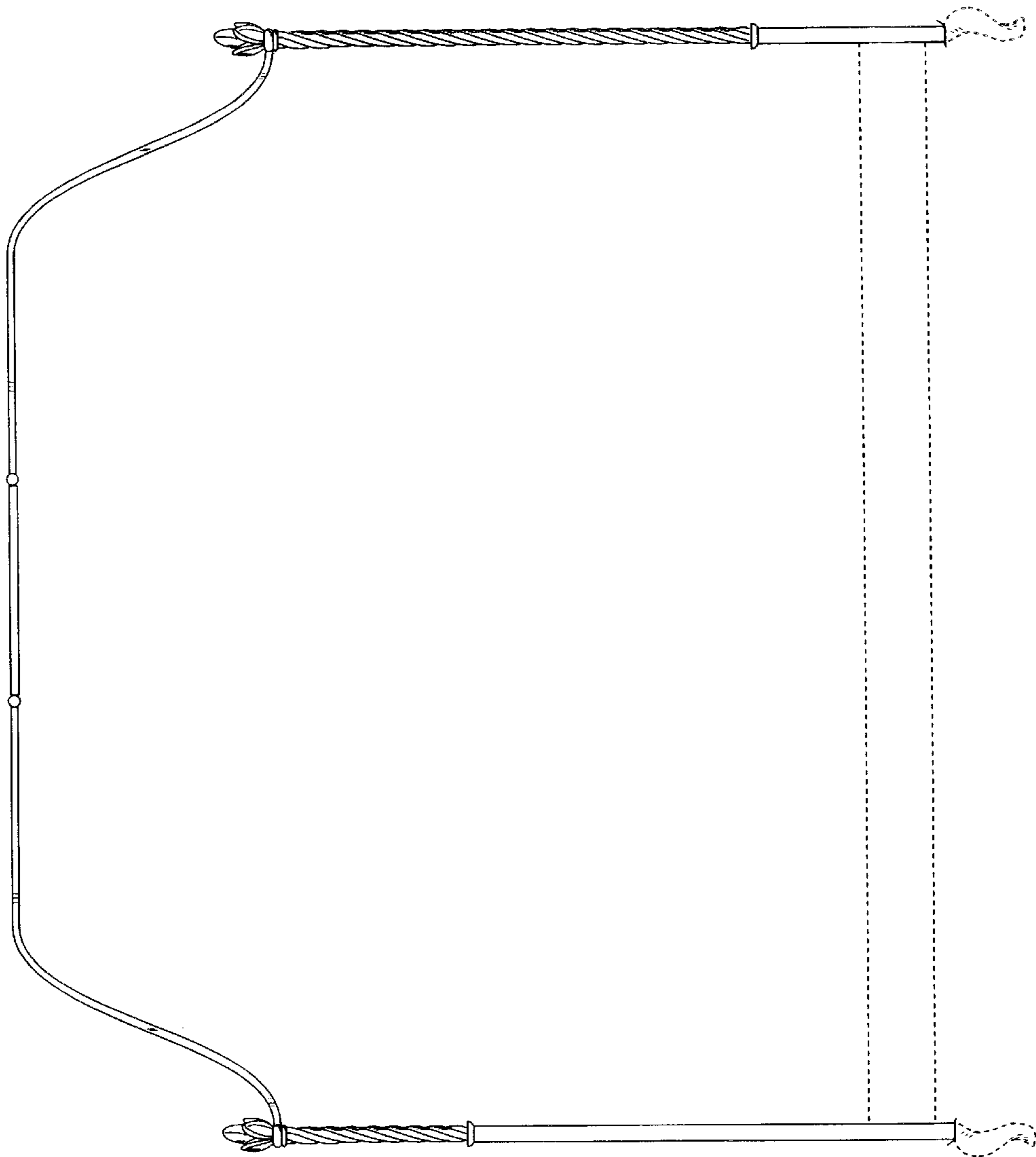


FIG.2




FIG.3




FIG.4




FIG.5




FIG.6

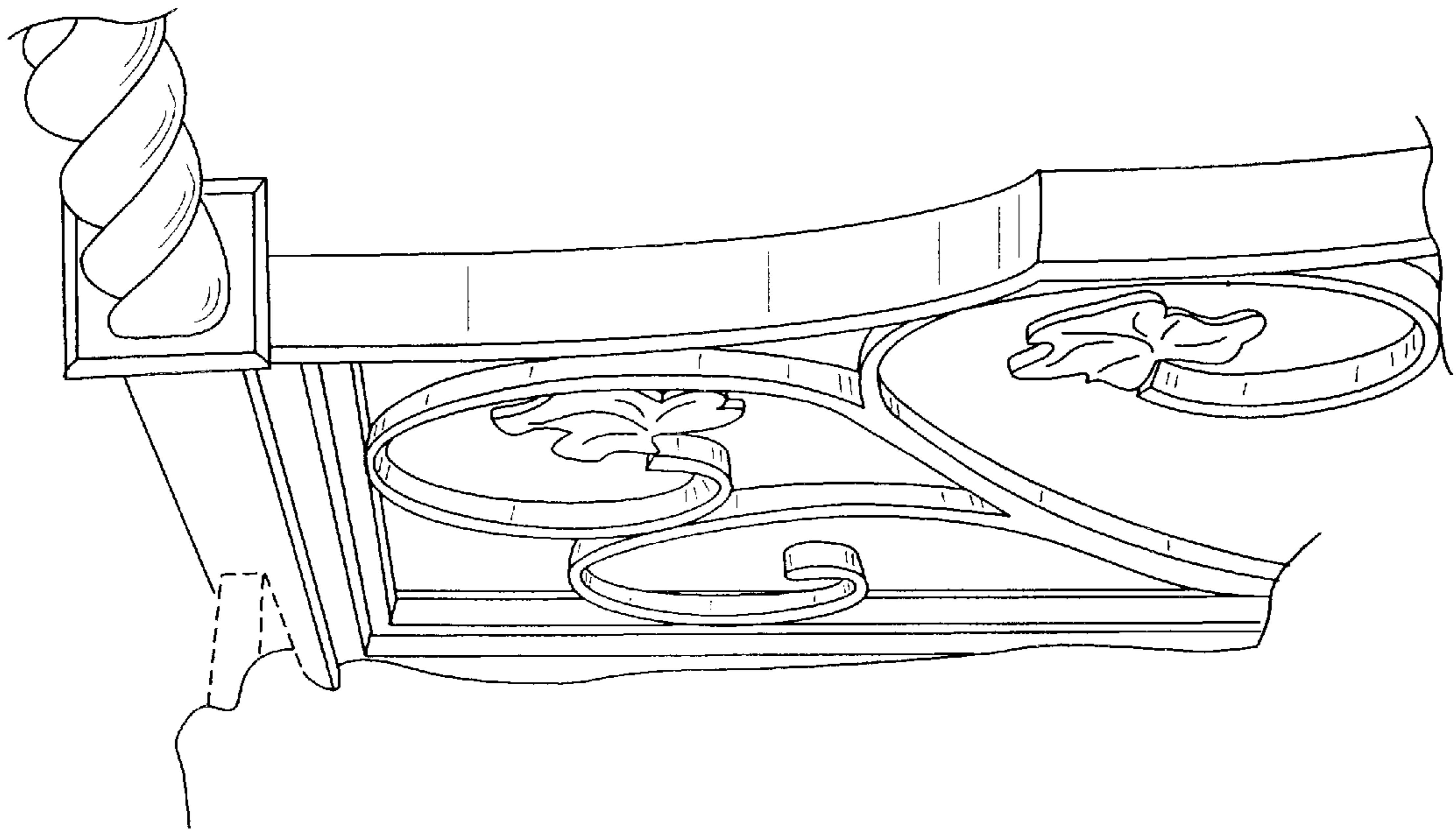


FIG.7






FIG.8

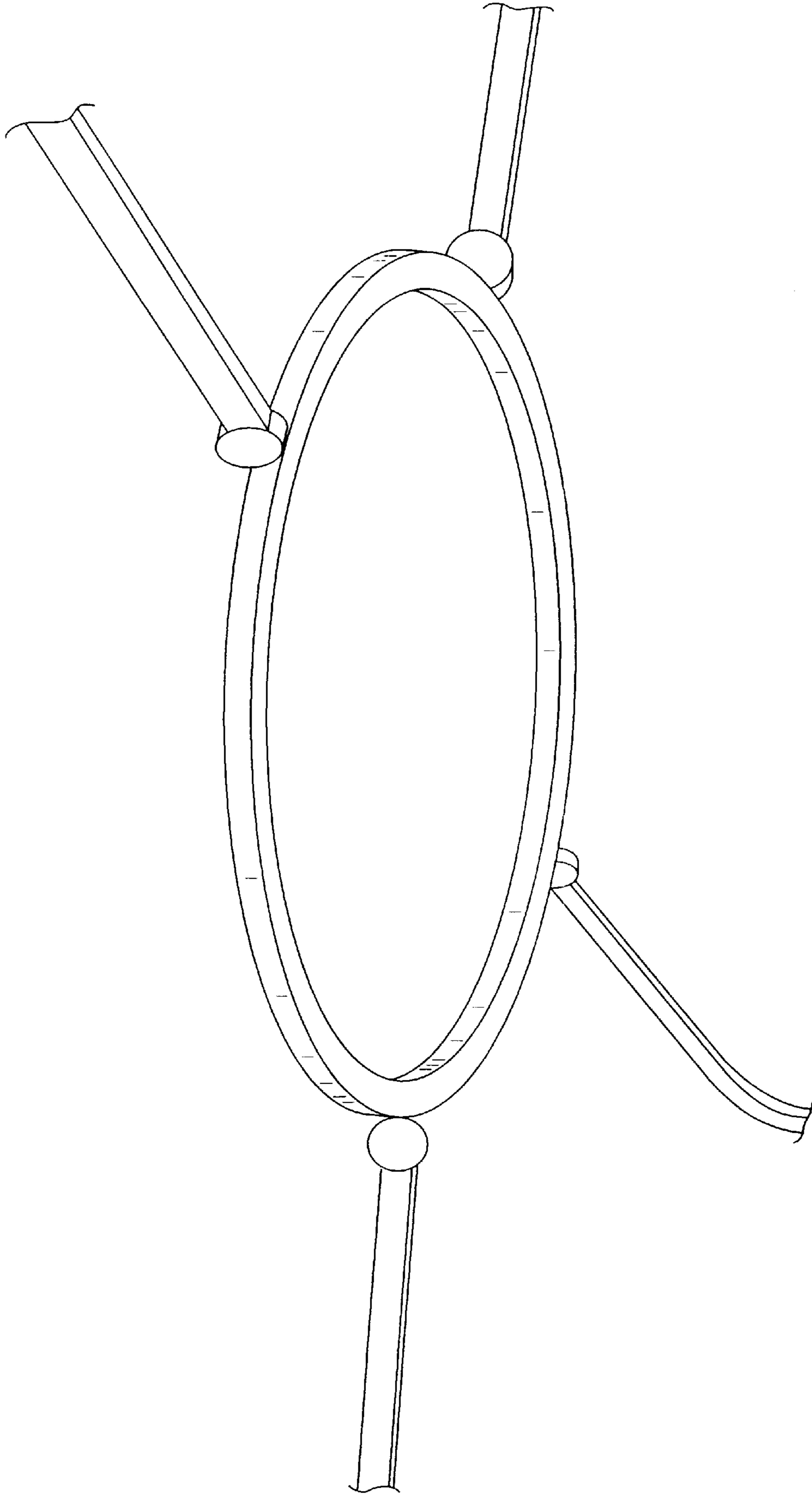


FIG.9

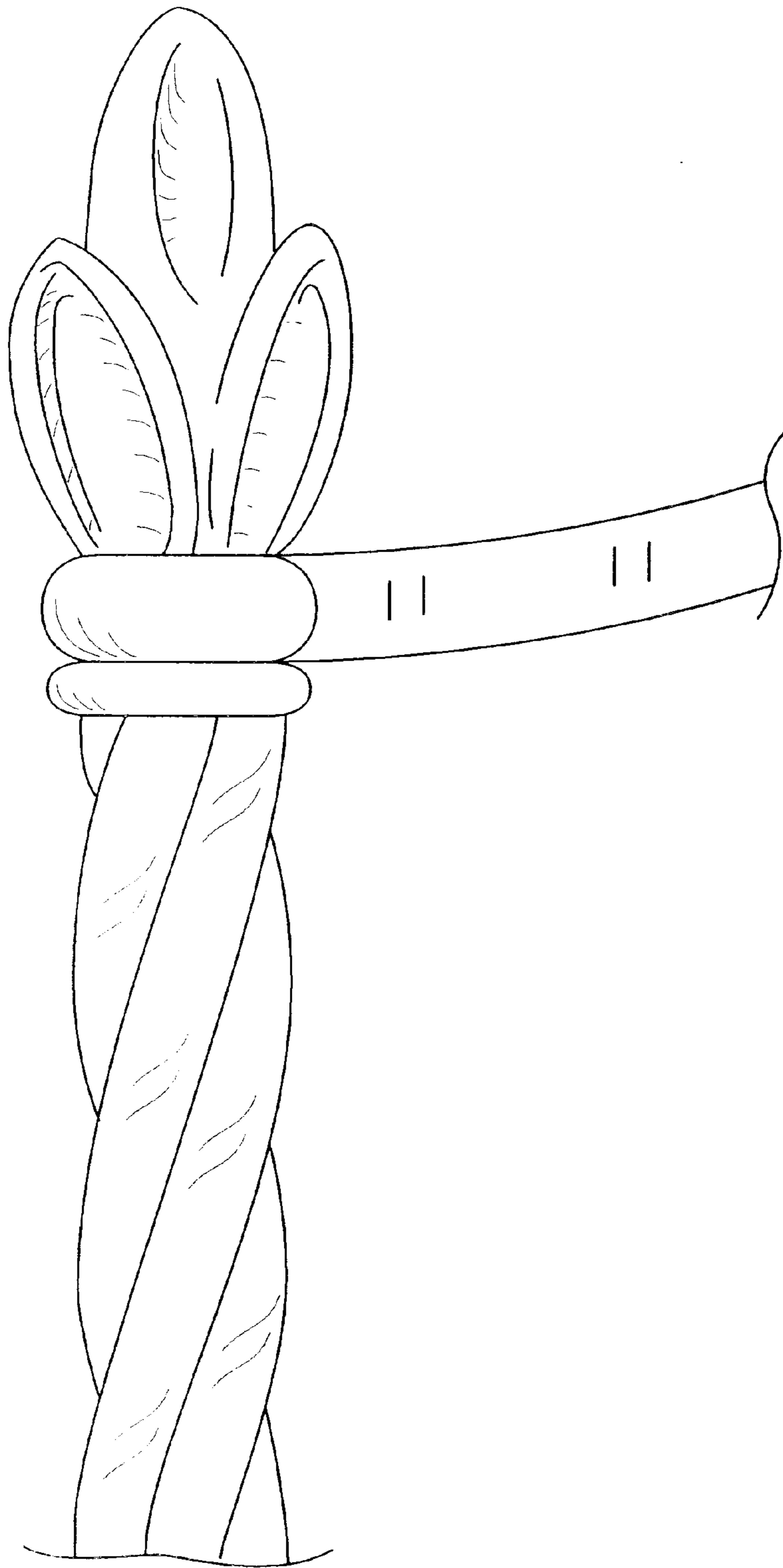


FIG.10