



US00D419323S

United States Patent [19]
Muller

[11] **Patent Number: Des. 419,323**
[45] **Date of Patent: ** Jan. 25, 2000**

[54] **CHAIR**

[76] Inventor: **Carl Muller**, 16451 Barnstable Cir.,
Huntington Beach, Calif. 92649

[**] Term: **14 Years**

[21] Appl. No.: **29/101,984**

[22] Filed: **Mar. 15, 1999**

[51] **LOC (7) Cl.** **06-01**

[52] **U.S. Cl.** **D6/370; D6/379**

[58] **Field of Search** D6/334, 370, 374,
D6/376, 379, 380, 500, 501, 502; 297/446.1

[56] **References Cited**

U.S. PATENT DOCUMENTS

D. 322,521	12/1991	Toffoloni	D6/379
D. 333,925	3/1993	Ricchio, Jr. et al.	D6/370
D. 338,115	8/1993	Grosfilley	D6/370
D. 358,041	5/1995	Watts	D6/379

D. 366,774	2/1996	Frinier	D6/370
D. 396,365	7/1998	Lizell	D6/500
D. 399,667	10/1998	Muller	D6/370

Primary Examiner—Gary D. Watson
Attorney, Agent, or Firm—George W. Finch


[57] **CLAIM**

The ornamental design for a chair, as shown and described.

DESCRIPTION

FIG. 1 is a perspective view showing the front side, right side, and top of the ornamental design;
FIG. 2 is a top plan view of the same;
FIG. 3 is a front elevational view of the same;
FIG. 4 is a bottom view of the same;
FIG. 5 is a right side elevational view of the same, which is the mirror image of the left side elevational view; and,
FIG. 6 is a back elevational view of the same.

1 Claim, 3 Drawing Sheets






FIG. 1




FIG. 2

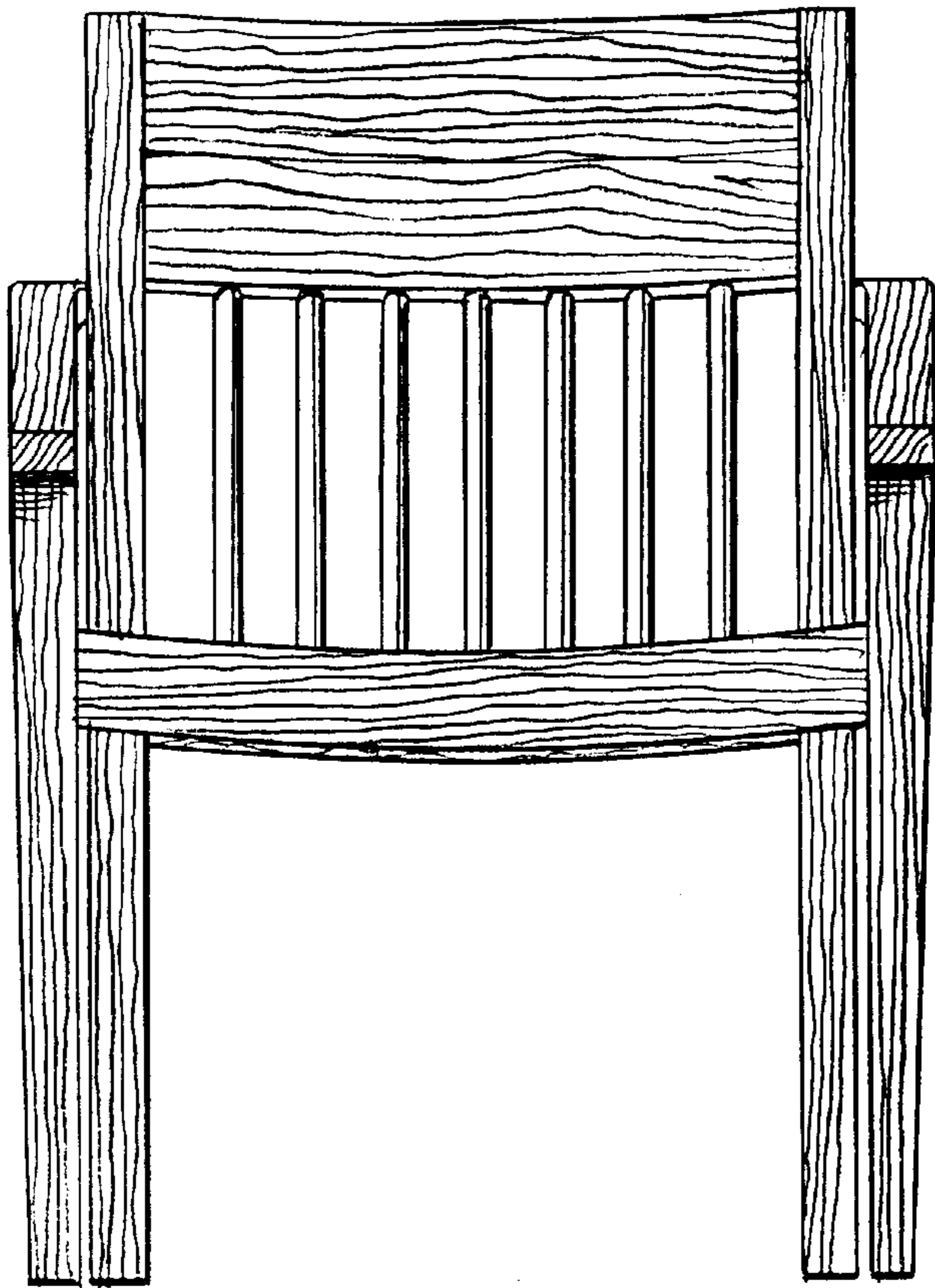


FIG. 3

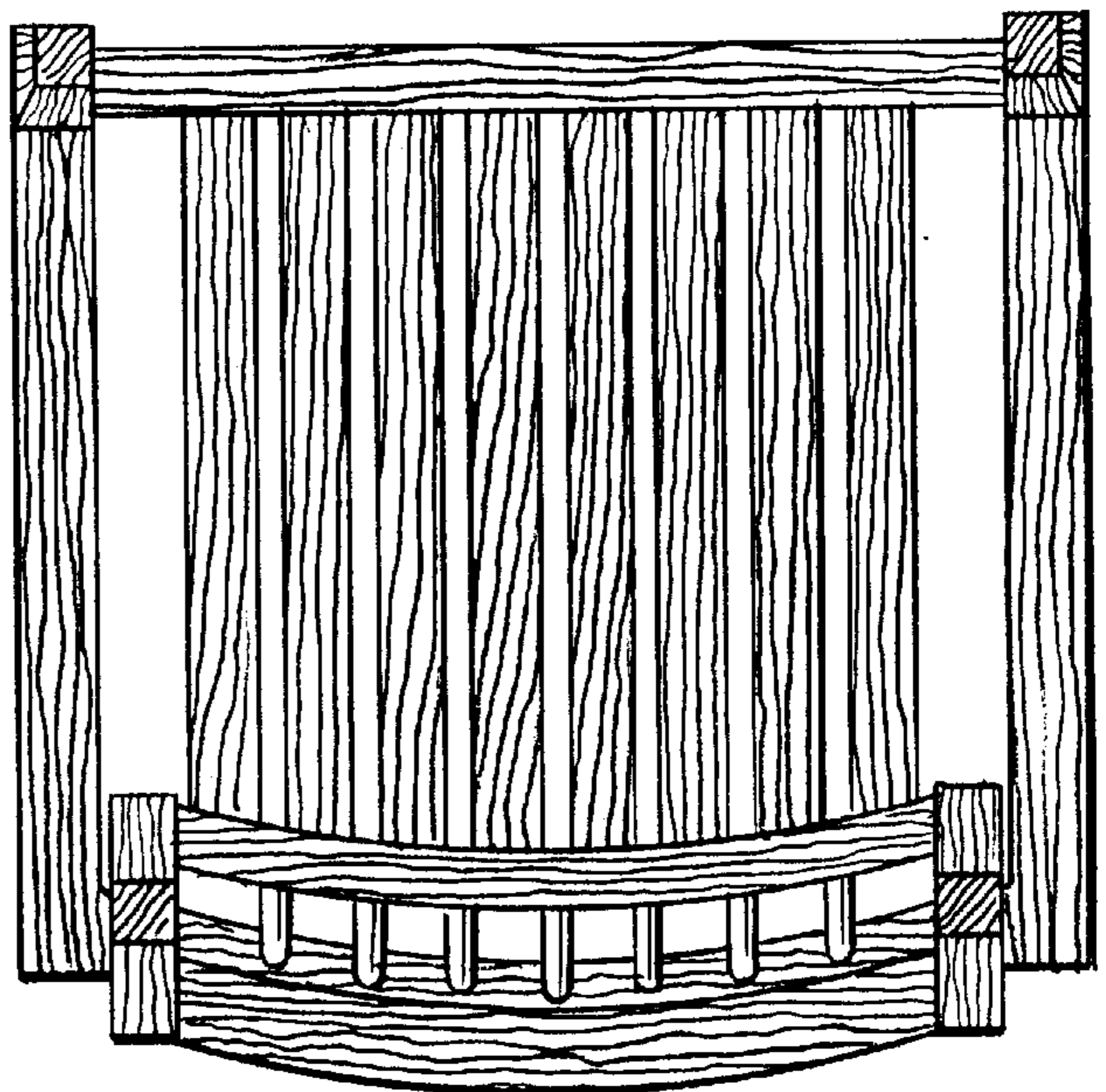


FIG. 4




FIG. 5

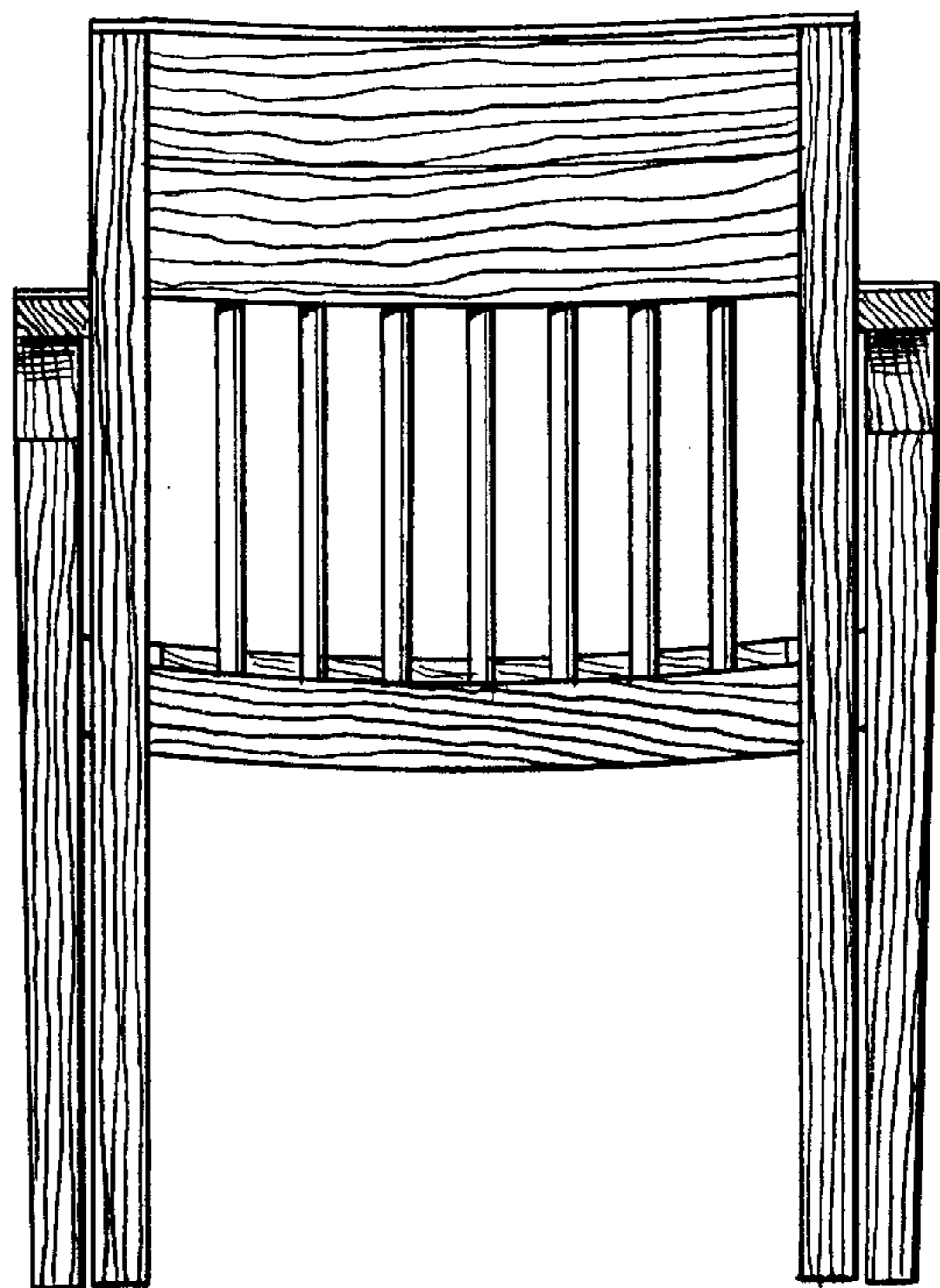


FIG. 6