



US00D419317S

United States Patent [19]

Pond et al.

[11] Patent Number: **Des. 419,317**

[45] Date of Patent: **** Jan. 25, 2000**

[54] SEAT

[75] Inventors: **George M. Pond**, Wisconsin Dells;
Eric Sauey, Reedsburg, both of Wis.

[73] Assignee: **Seats, Inc.**, Reedsburg, Wis.

[**] Term: **14 Years**

4,431,206 2/1984 Pryor 280/289
 4,466,662 8/1984 McDonald et al. 297/406
 4,848,714 7/1989 Ziaylek, Jr. et al. 248/313
 5,213,392 5/1993 Bostrom et al. 297/217
 5,275,462 1/1994 Pond et al. 297/191
 5,314,233 5/1994 Bostrom et al. 297/217
 5,354,029 10/1994 Ziaylek, Jr. et al. 248/313
 5,681,080 10/1997 Pond et al. 297/188.05
 5,803,544 9/1998 Block et al. 297/188.04

[21] Appl. No.: **29/085,850**

[22] Filed: **Mar. 31, 1998**

Primary Examiner—Doris V. Coles
Assistant Examiner—Mimosa De
Attorney, Agent, or Firm—Michael Best & Friedrich

[51] LOC (7) Cl. **06-01**

[52] U.S. Cl. **D6/356**

[58] Field of Search D6/333, 334, 335,
D6/356, 500, 501, 502, 601, 367, 374;
297/188.04, 217.1, 250.1

[57] **CLAIM**

The ornamental design for a seat, as shown and described.

[56] **References Cited**

U.S. PATENT DOCUMENTS


D. 352,612	11/1994	Pond et al.	D6/356
D. 390,367	2/1998	Demski et al.	D6/356
2,633,905	4/1953	Geldbaugh	155/188
3,204,775	9/1965	Smith et al.	211/75
3,466,091	9/1969	Grusso	297/390
3,547,391	12/1970	Johnson	248/311
3,667,714	6/1972	Ziaylek, Jr.	248/284
3,823,907	7/1974	Ziaylek, Jr.	248/313
3,971,591	7/1976	Ziaylek	297/191

DESCRIPTION

FIG. 1 is a perspective view of a seat showing our design; FIG. 2 is a front elevational view thereof; FIG. 3 is a right elevational view thereof, the left side view being a mirror image of that shown; FIG. 4 is a rear elevational view thereof; and, FIG. 5 is a top plan view thereof.

The broken line showing of environmental structure in the drawing is for illustrative purposes only and forms no part of the claimed design.

1 Claim, 3 Drawing Sheets




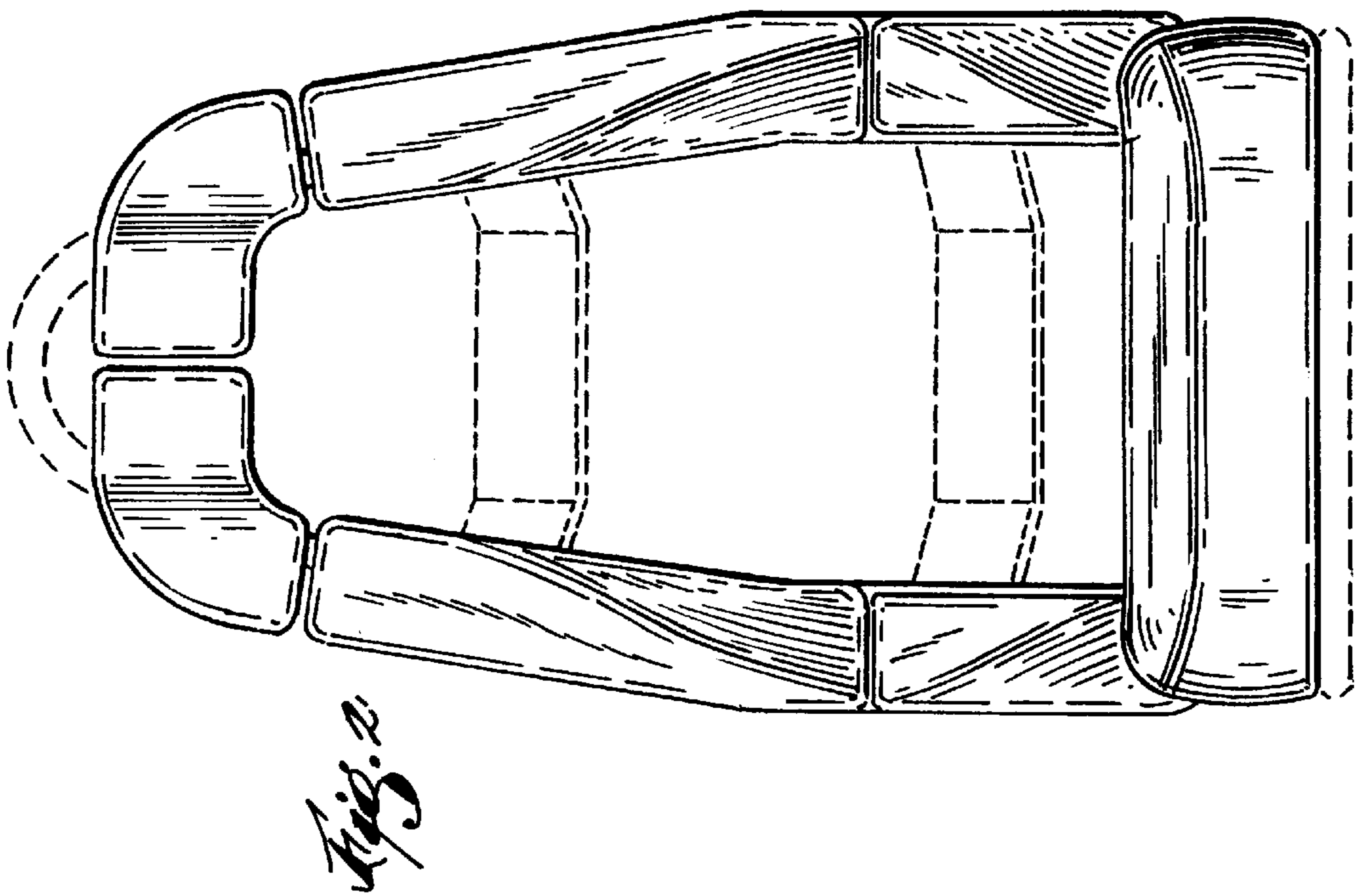
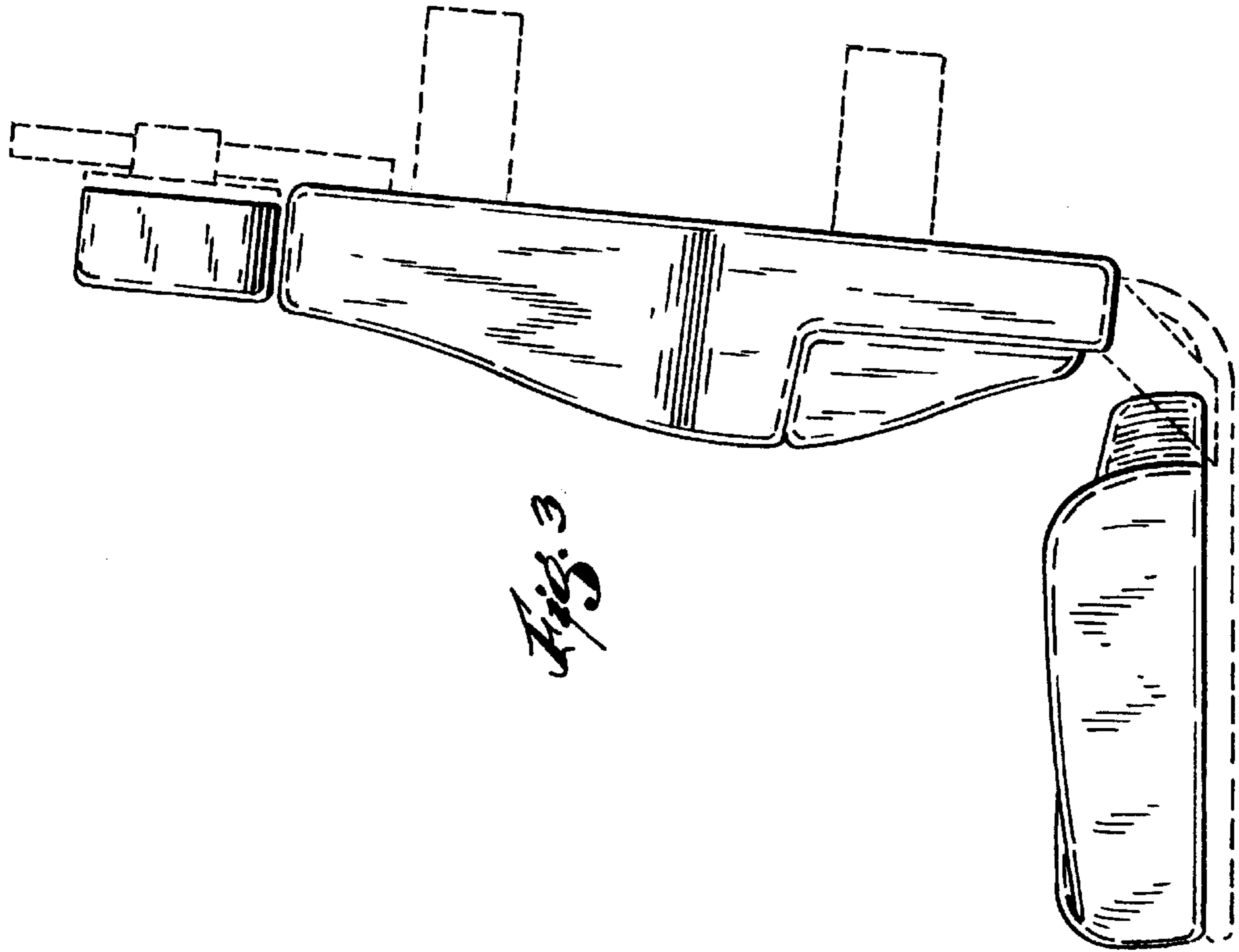


Fig. 1



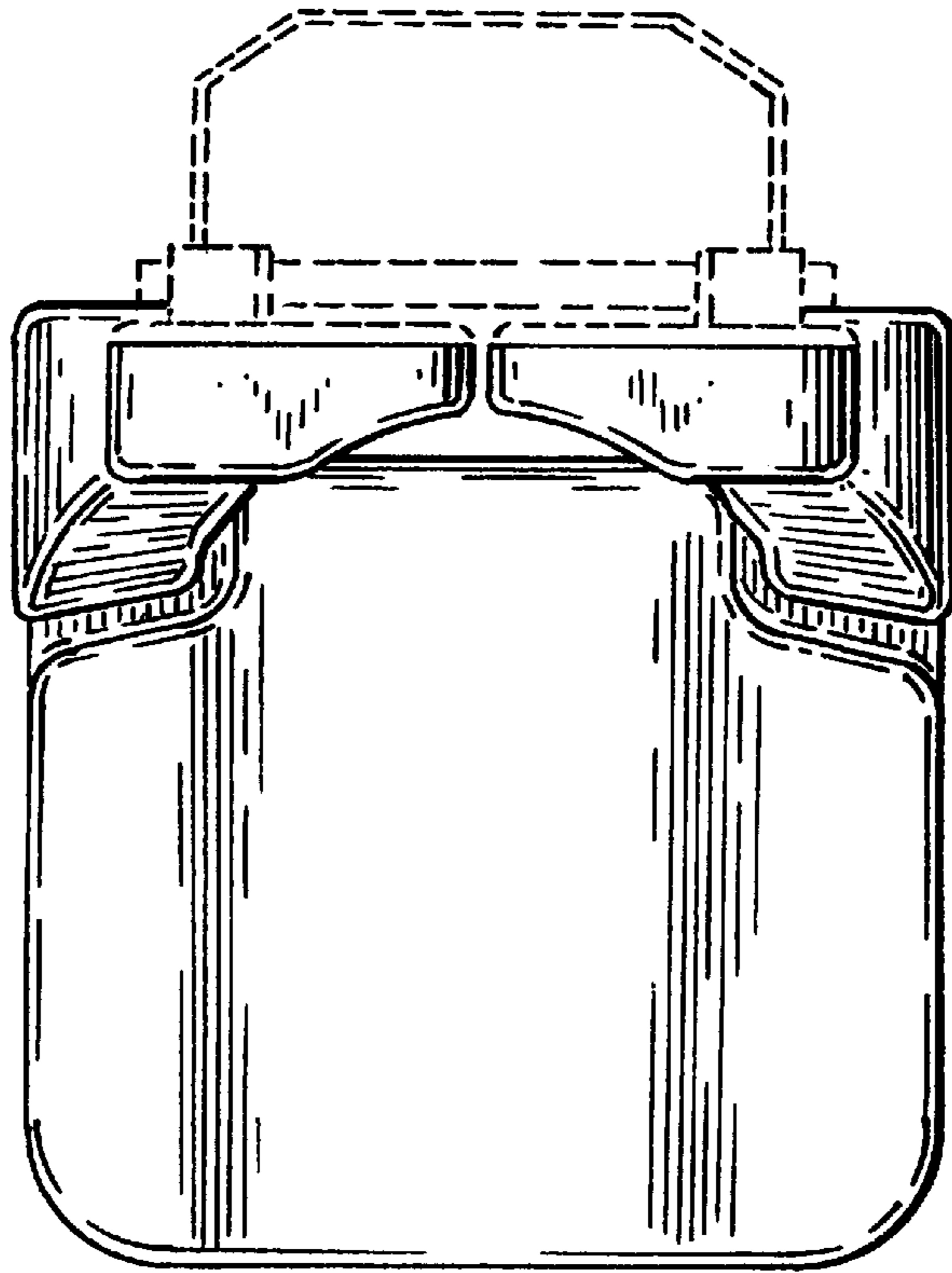


Fig. 5

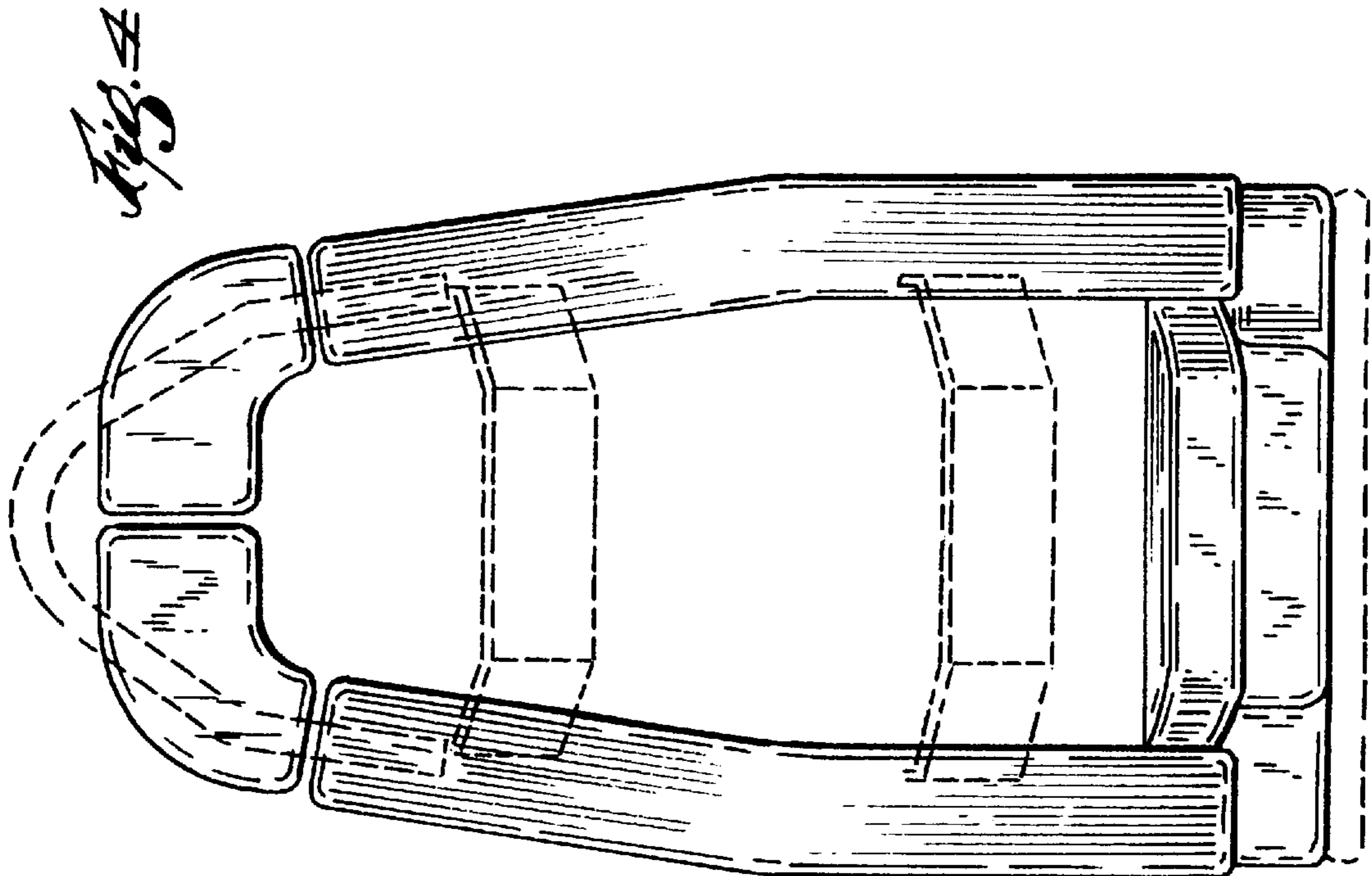


Fig. 4