



US00D419300S

United States Patent [19]
Livingston

[11] **Patent Number: Des. 419,300**
[45] **Date of Patent: ** *Jan. 25, 2000**

[54] **CARRY-ON LUGGAGE BAG**

[75] Inventor: **Linda D. Livingston**, Los Angeles, Calif.

[73] Assignee: **KT Travel Gear**, Los Angeles, Calif.

[*] Notice: This patent is subject to a terminal disclaimer.

[**] Term: **14 Years**

[21] Appl. No.: **29/097,297**

[22] Filed: **Dec. 3, 1998**

[51] **LOC (7) Cl.** **03-01**

[52] **U.S. Cl.** **D3/284; D3/289; D3/276**

[58] **Field of Search** **D3/273, 276, 283, D3/284, 285, 286, 287, 289, 301; 190/110, 111, 112, 113, 114, 115; 150/113**

[56] **References Cited**

U.S. PATENT DOCUMENTS

| | | | | |
|------------|---------|-------------|-------|--------|
| D. 254,819 | 4/1980 | Harrison | | D3/286 |
| D. 278,858 | 5/1985 | Katz et al. | | D3/285 |
| D. 317,379 | 6/1991 | Whitworth | | D3/285 |
| D. 330,281 | 10/1992 | Siris | | D3/285 |
| D. 333,913 | 3/1993 | Tuman | | D3/285 |
| D. 345,651 | 4/1994 | Copp | | D3/285 |

| | | | | |
|------------|---------|-----------------|-------|---------|
| D. 352,604 | 11/1994 | Johnson | | D3/900 |
| 2,705,063 | 3/1955 | Torrent | . | |
| 3,120,297 | 2/1964 | Riley | | 190/111 |
| 3,139,133 | 6/1964 | Spector | . | |
| 4,609,084 | 9/1986 | Thomas | | 190/110 |
| 4,620,579 | 11/1986 | Lowe et al. | | 190/111 |
| 4,718,524 | 1/1988 | Crumley | | 190/110 |
| 4,880,315 | 11/1989 | Berry et al. | | 150/113 |
| 4,895,198 | 1/1990 | Samuelson | | 150/113 |
| 4,960,204 | 10/1990 | Young et al. | | 190/111 |
| 4,970,821 | 11/1990 | Young | | 190/113 |
| 5,096,030 | 3/1992 | Espinosa et al. | | 190/108 |

Primary Examiner—Philip S. Hyder
Attorney, Agent, or Firm—Edward Gray

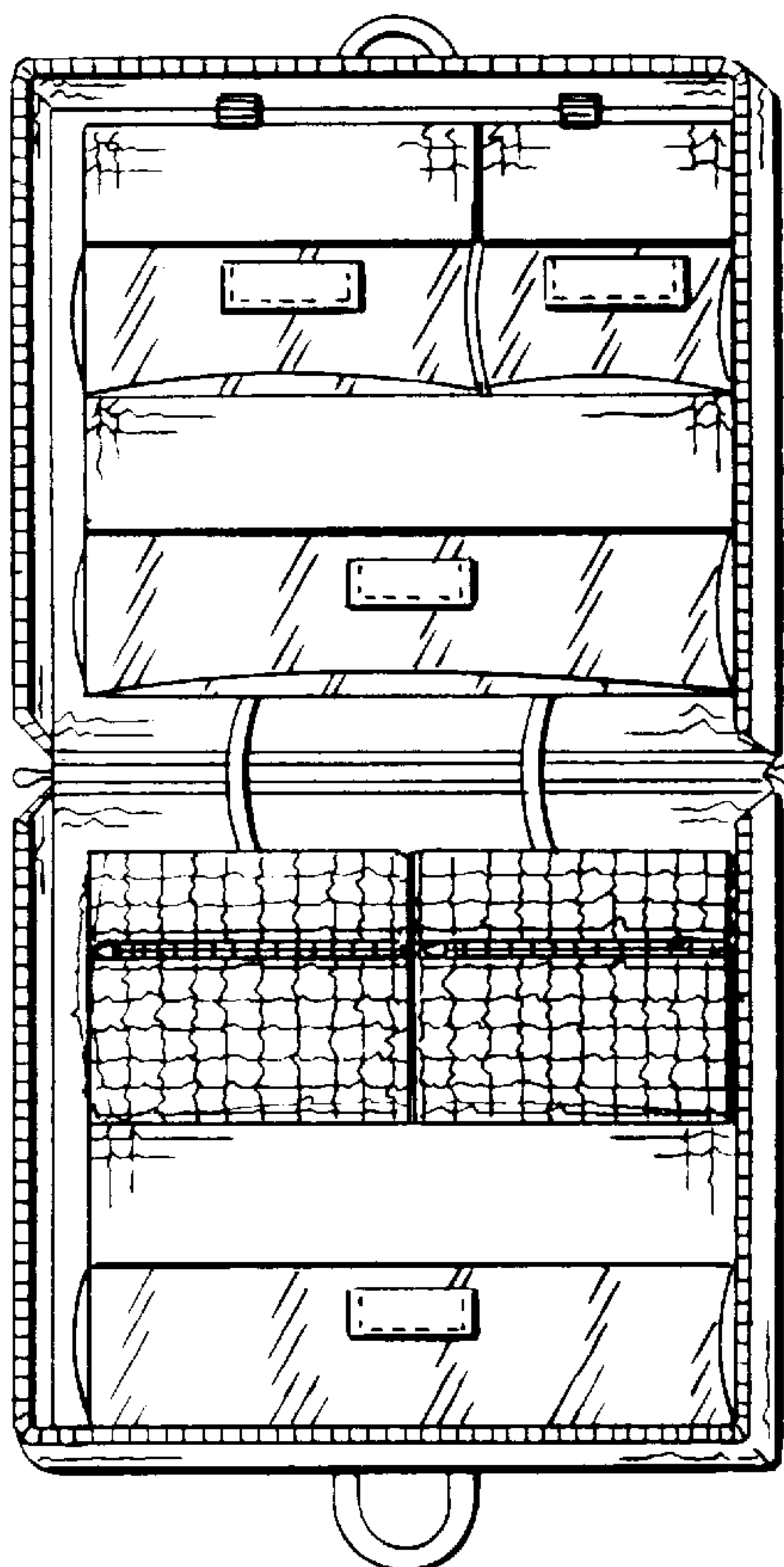
[57] **CLAIM**

I claim the ornamental design for a carry-on luggage bag, as shown.

DESCRIPTION

FIG. 1 is a front perspective view of a carry-on luggage bag showing my new design;
FIG. 2 is a rear perspective view thereof;
FIG. 3 is a left side elevational view thereof;
FIG. 4 is a right side elevational view thereof;
FIG. 5 is a top elevational view thereof;
FIG. 6 is a bottom elevational view thereof; and,
FIG. 7 is a perspective view of the closed bag.

1 Claim, 2 Drawing Sheets



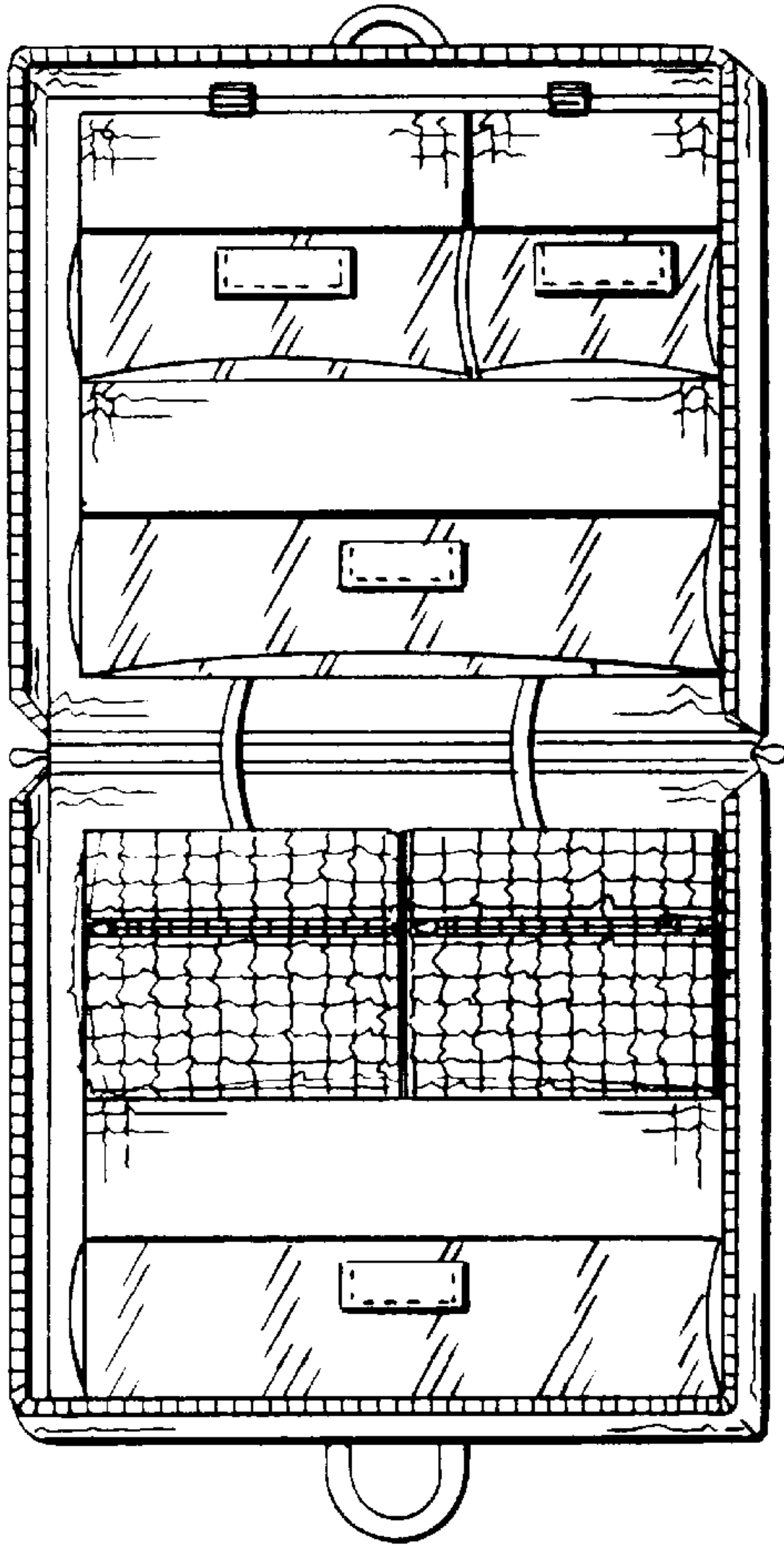


FIG. 1

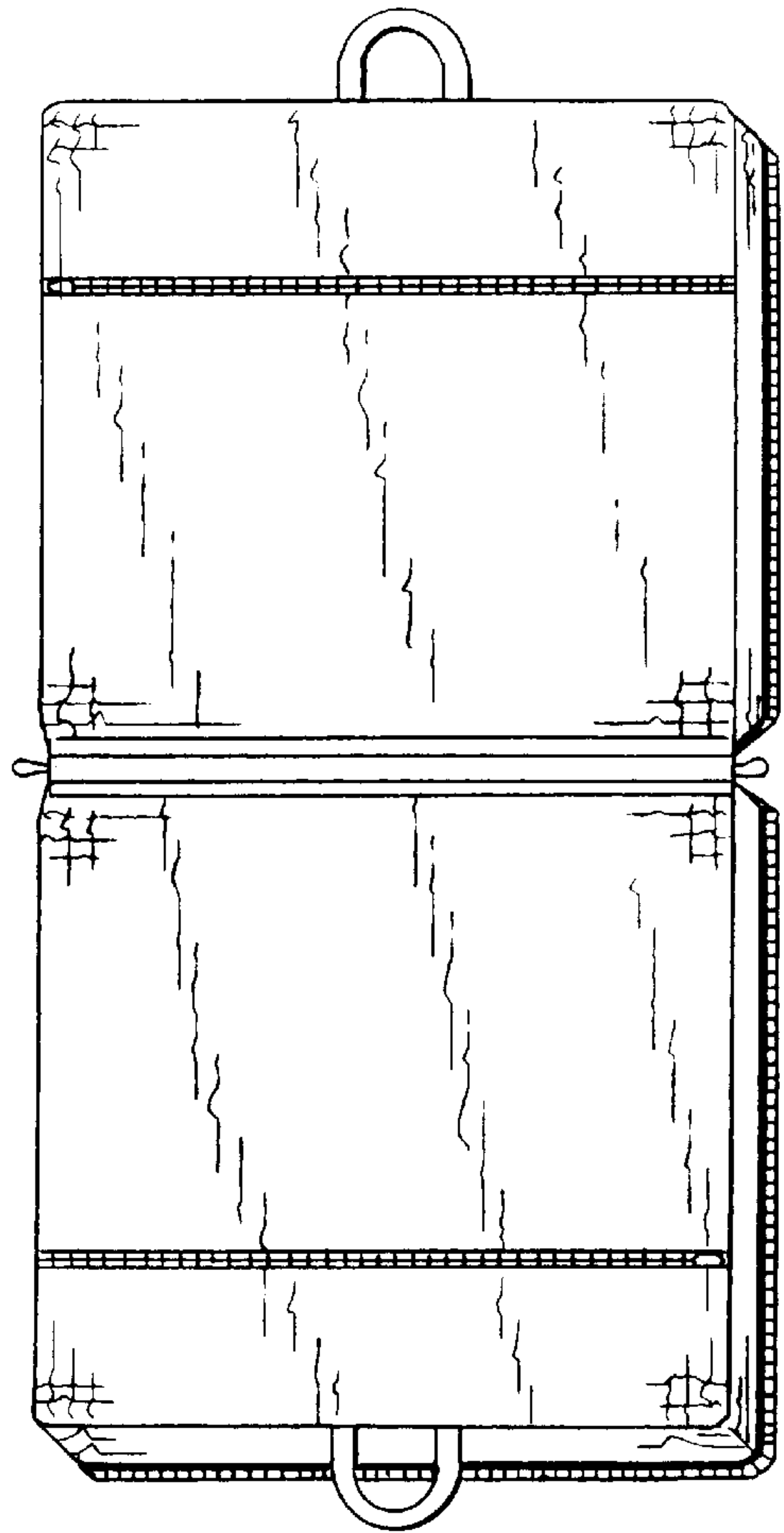


FIG. 2



FIG. 3



FIG. 4



FIG. 5



FIG. 6

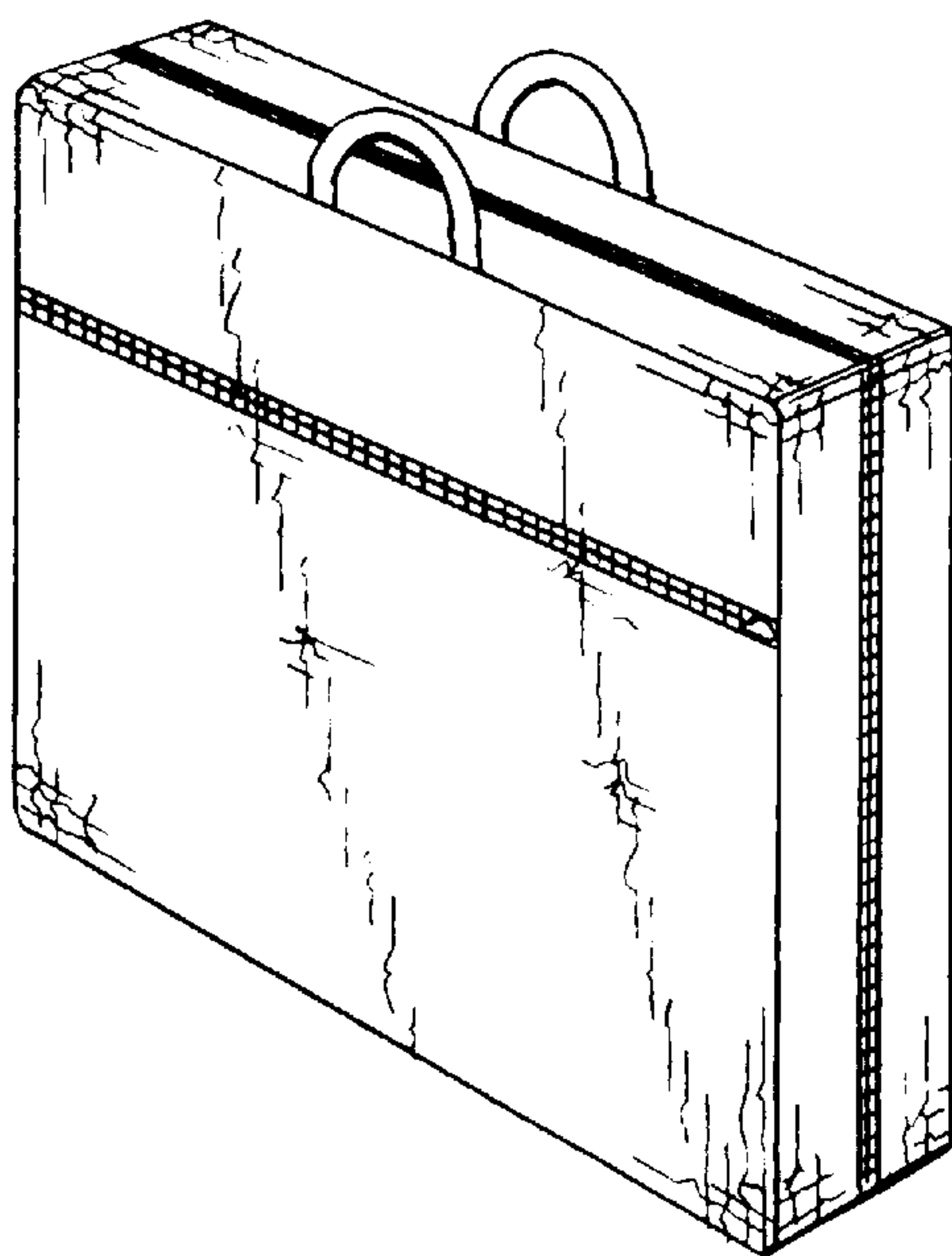


FIG. 7