



US00D419286S

United States Patent [19]

Abrams et al.

[11] Patent Number: Des. 419,286

[45] Date of Patent: ** Jan. 25, 2000

[54] MOISTURIZING SOCK

[75] Inventors: **Ronald P. Abrams; Sandra C. Abrams**, both of Gaithersburg, Md.

[73] Assignee: **Moisture Jamzz, Inc.**, Beverly Hills, Calif.

[**] Term: **14 Years**

[21] Appl. No.: **29/100,234**

[22] Filed: **Feb. 8, 1999**

[51] **LOC (7) Cl.** **02-04**

[52] **U.S. Cl.** **D2/980**

[58] **Field of Search** D2/980, 983, 988, D2/990, 992, 994; 2/239, 240, 243.1, 242; 66/173, 177, 178 R; 602/63, 65

[56] References Cited

U.S. PATENT DOCUMENTS

D. 388,600	1/1998	Staley, Jr.	D2/980
1,449,375	3/1923	Bosworth	2/239
1,581,067	4/1926	Kleindienst	2/240
2,268,751	1/1942	Harris	2/240
2,433,834	1/1948	Bazdit et al.	2/239
4,228,549	10/1980	Rispoli	2/239
5,020,164	6/1991	Edwards	2/239
5,430,896	7/1995	Bisley	2/239
5,634,216	6/1997	Wu	2/239
5,682,617	11/1997	Tumas	2/239
5,737,943	4/1998	Bornhardt	66/178 R

Primary Examiner—Paula A. Mortimer

Attorney, Agent, or Firm—Roylance, Abrams, Berdo & Goodman, L.L.P.

[57] CLAIM

The ornamental design for a moisturizing sock, as shown and described.

DESCRIPTION

FIG. 1 is a perspective view of the moisturizing sock in a first embodiment of the invention;
 FIG. 2 is a front view of the moisturizing sock of FIG. 1;
 FIG. 3 is a right side elevational view of the moisturizing sock of FIG. 1;
 FIG. 4 is a rear view of the moisturizing sock of FIG. 1;
 FIG. 5 is a left side view of the moisturizing sock of FIG. 1;
 FIG. 6 is a top view of the moisturizing sock of FIG. 1;
 FIG. 7 is a bottom view of the moisturizing sock of FIG. 1;
 FIG. 8 is a perspective view of the moisturizing sock in a second embodiment of the invention;
 FIG. 9 is a front view of the moisturizing sock of FIG. 8;
 FIG. 10 is a right side view of the moisturizing sock of FIG. 8;
 FIG. 11 is a rear view of the moisturizing sock of FIG. 8;
 FIG. 12 is a left side view of the moisturizing sock of FIG. 8;
 FIG. 13 is a top view of the moisturizing sock of FIG. 8;
 FIG. 14 is a bottom view of the sock of FIG. 8;
 FIG. 15 is a perspective view of the moisturizing sock of FIG. 1 as worn on the foot and showing the seam on the side of the foot;
 FIG. 16 is a perspective view of the moisturizing sock of FIG. 8 as worn on the foot and showing the seam on the top part of the foot; and,
 FIG. 17 is a perspective view of the moisturizing sock of FIG. 8 as worn on the foot and showing the seam on the bottom part of the foot.

1 Claim, 5 Drawing Sheets




FIG. 1




FIG. 2




FIG. 3



FIG. 4




FIG. 5

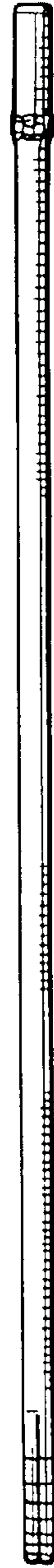


FIG. 6



FIG. 7




FIG. 8




FIG. 9




FIG. 10



FIG. 11




FIG. 12

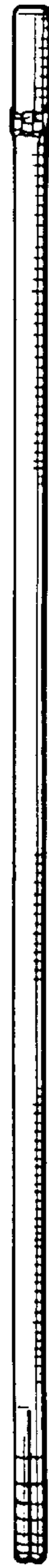


FIG. 13



FIG. 14



FIG. 16

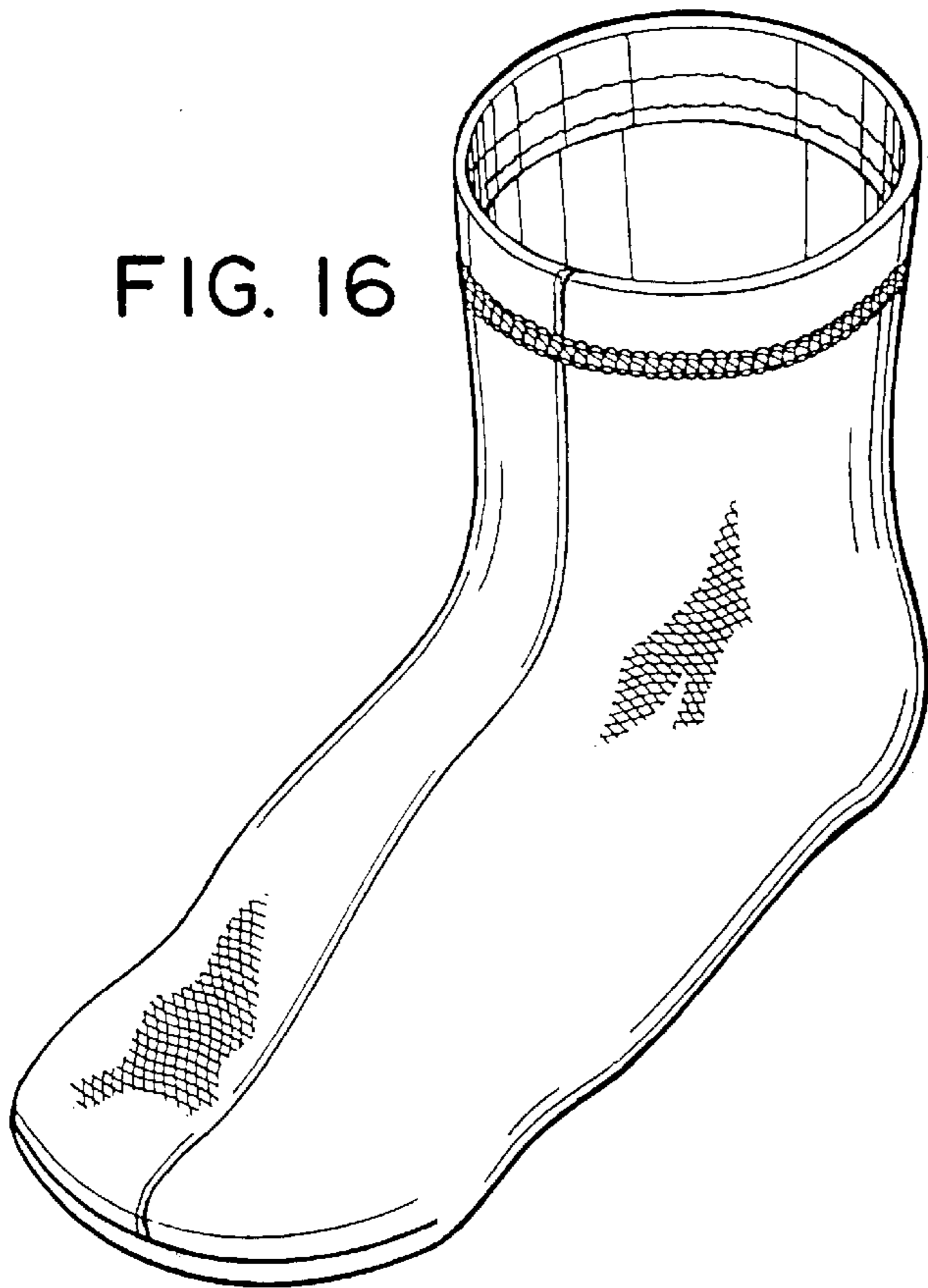


FIG. 15

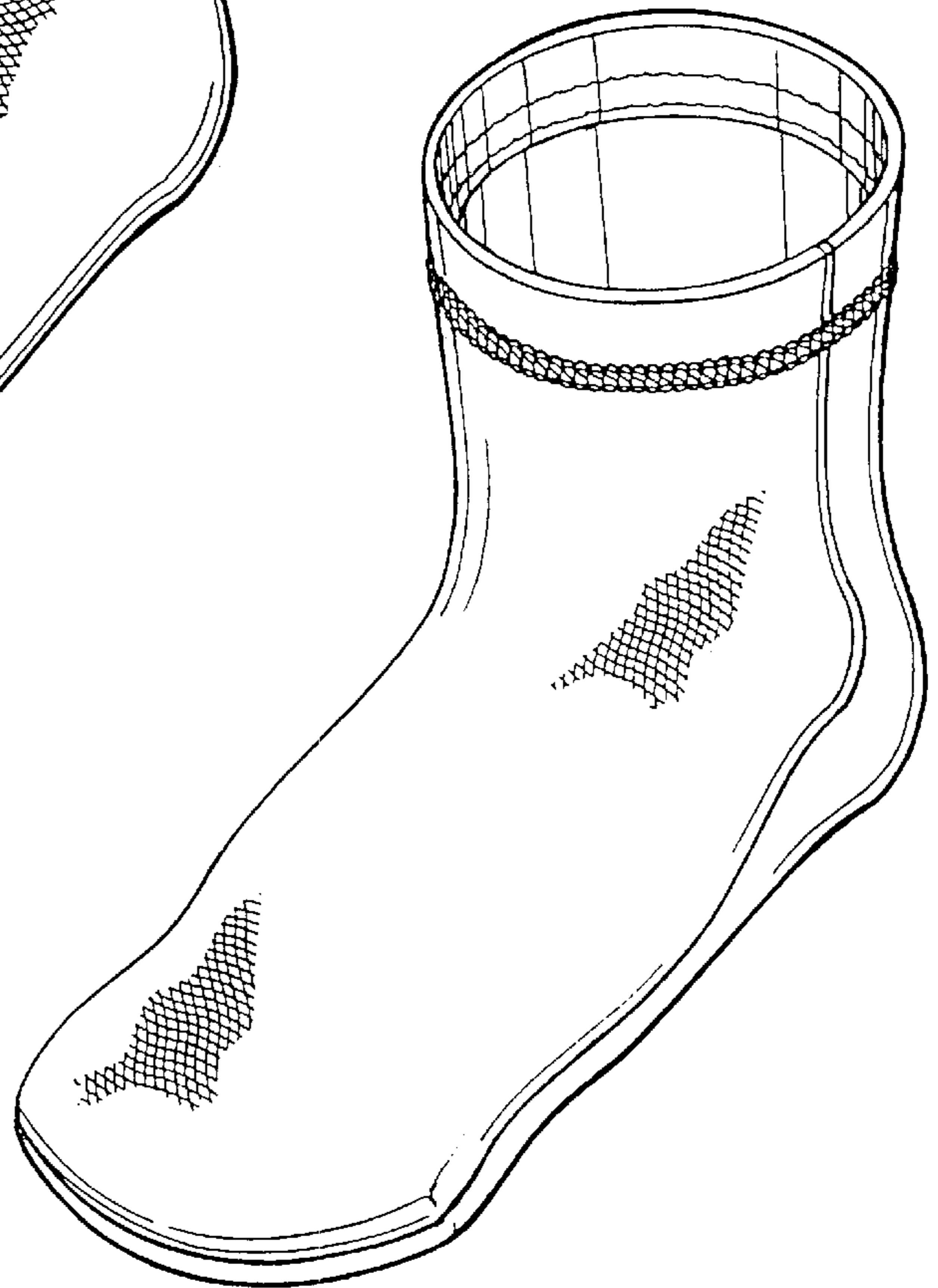


FIG. 17

