



US00D419285S

United States Patent [19]
McDowell

[11] **Patent Number: Des. 419,285**
[45] **Date of Patent: ** Jan. 25, 2000**

[54] **SIDE ELEMENT OF A SHOE UPPER**

[75] Inventor: **Sean Michael McDowell**, Beaverton, Oreg.

[73] Assignee: **Nike, Inc.**, Beaverton, Oreg.

[**] Term: **14 Years**

[21] Appl. No.: **29/104,863**

[22] Filed: **May 13, 1999**

[51] **LOC (7) Cl.** **02-97**

[52] **U.S. Cl.** **D2/972**

[58] **Field of Search** D2/896, 902, 907, D2/943, 944, 969, 972, 973; 36/45, 50.1, 51, 77 M, 77 R, 81, 83, 88, 113, 114, 126-130

[56] **References Cited**

U.S. PATENT DOCUMENTS

D. 344,397	2/1994	Zelenko .	
D. 365,200	12/1995	Teague	D2/969
D. 374,552	10/1996	Avar .	
D. 384,799	10/1997	Teague	2/969
D. 386,601	11/1997	Cass	D2/972
D. 389,637	1/1998	Blakeslee	D2/972
D. 393,347	4/1998	Kuerbis .	
D. 393,361	4/1998	Rask	D2/972
D. 395,348	6/1998	Smith, III .	
D. 401,756	12/1998	Avar .	
D. 402,098	12/1998	Cooper .	
D. 402,101	12/1998	Selbiger	D2/972
D. 402,793	12/1998	Loverin .	
D. 408,124	4/1999	Reynolds .	

OTHER PUBLICATIONS

“Nike Footwear Catalog,” Spring 1991, published Jun. 1, 1990 (p. 80), Beaverton Oregon.
“Nike Footwear Catalog,” Fall 1991, published Dec. 1, 1990 (p. 10), Beaverton, Oregon.
“Nike Footwear Catalog,” Fall 1992, published Dec. 1, 1991 (pp. 122, 140), Beaverton, Oregon.

“Nike Footwear Catalog,” Holiday 1993, published Mar. 1, 1993 (p. 8), Beaverton, Oregon.

“Nike Footwear Catalog,” Holiday 1995, published Mar. 1, 1995 (pp. 8, 71, 78, 79), Beaverton, Oregon.

“Nike Footwear Catalog” Spring 1998, published Jun. 1, 1997 (p. 213), Beaverton, Oregon.

“Nike Footwear Catalog” Holiday 1998, published Feb. 1, 1998 (p. M112), Beaverton, Oregon.

“Nike Footwear Catalog” Spring 1999, published Jun. 1, 1998 (pp. M17, W119), Beaverton, Oregon.

“Nike Footwear Catalog,” Late Spring 1999, published Sep. 1, 1998 (pp. M10, M14), Beaverton, Oregon.

“Nike Footwear Catalog” Fall 1999, published Nov. 1, 1998 (p. M44), Beaverton, Oregon.

“Nike Footwear Catalog” Holiday 1999, published Mar. 1, 1999 (p. M6), Beaverton, Oregon.

Primary Examiner—Dominic Simone
Attorney, Agent, or Firm—Trask, Britt & Rossa

[57] **CLAIM**

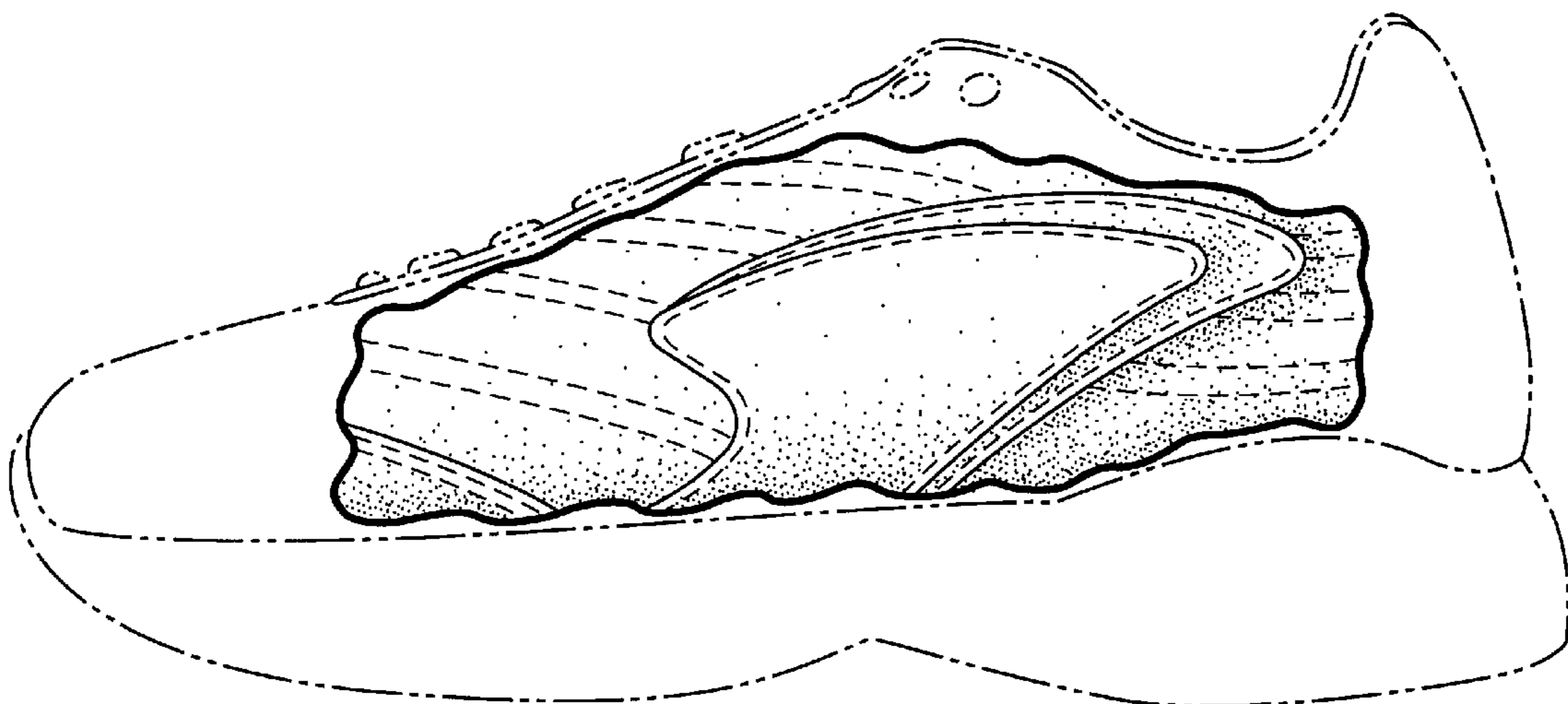
The ornamental design for a side element of a shoe upper, as shown and described.

DESCRIPTION

FIG. 1 is a perspective view of the side element of a shoe upper showing my new design;
FIG. 2 is a side elevational view of the side element of a shoe upper shown in FIG. 1;
FIG. 3 is a front elevational view of the side element of a shoe upper shown in FIG. 1;
FIG. 4 is a rear elevational view of the side element of a shoe upper shown in FIG. 1; and,
FIG. 5 is a top view of the side element of a shoe upper shown in FIG. 1.

The phantom lines showing a portion of a shoe, in FIGS. 1-5 is for illustrative purposes only and forms no part of claimed design.

1 Claim, 2 Drawing Sheets



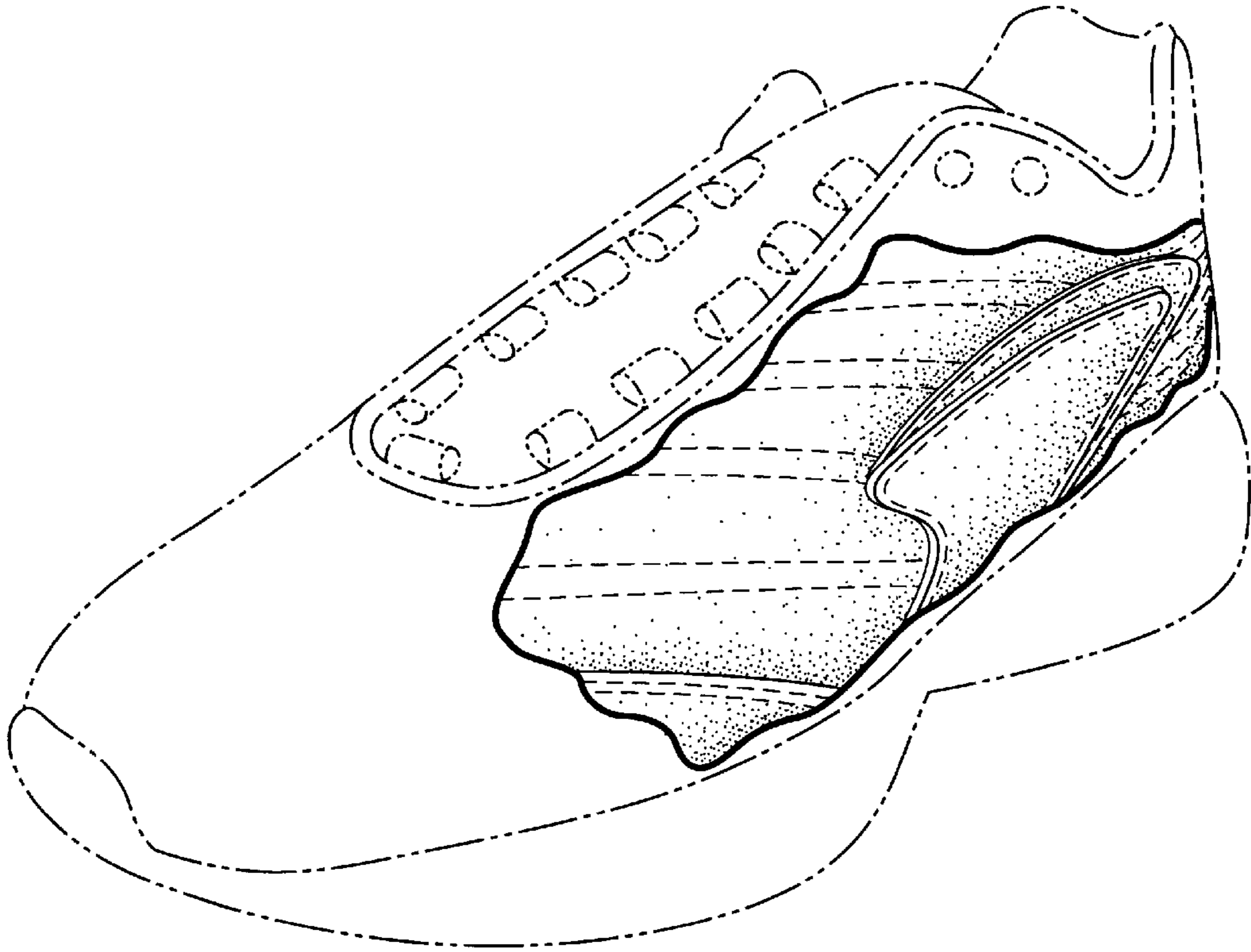


Fig. 1

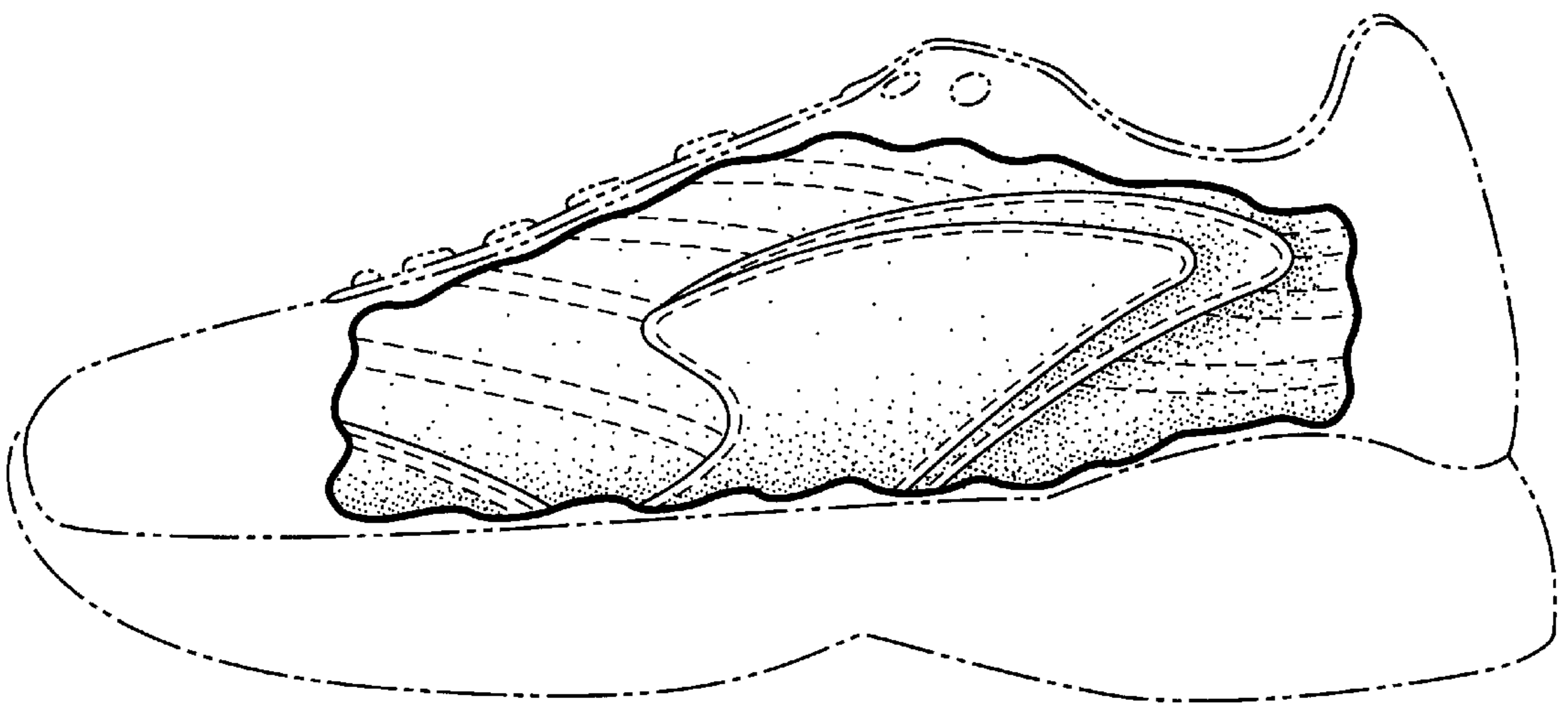


Fig. 2

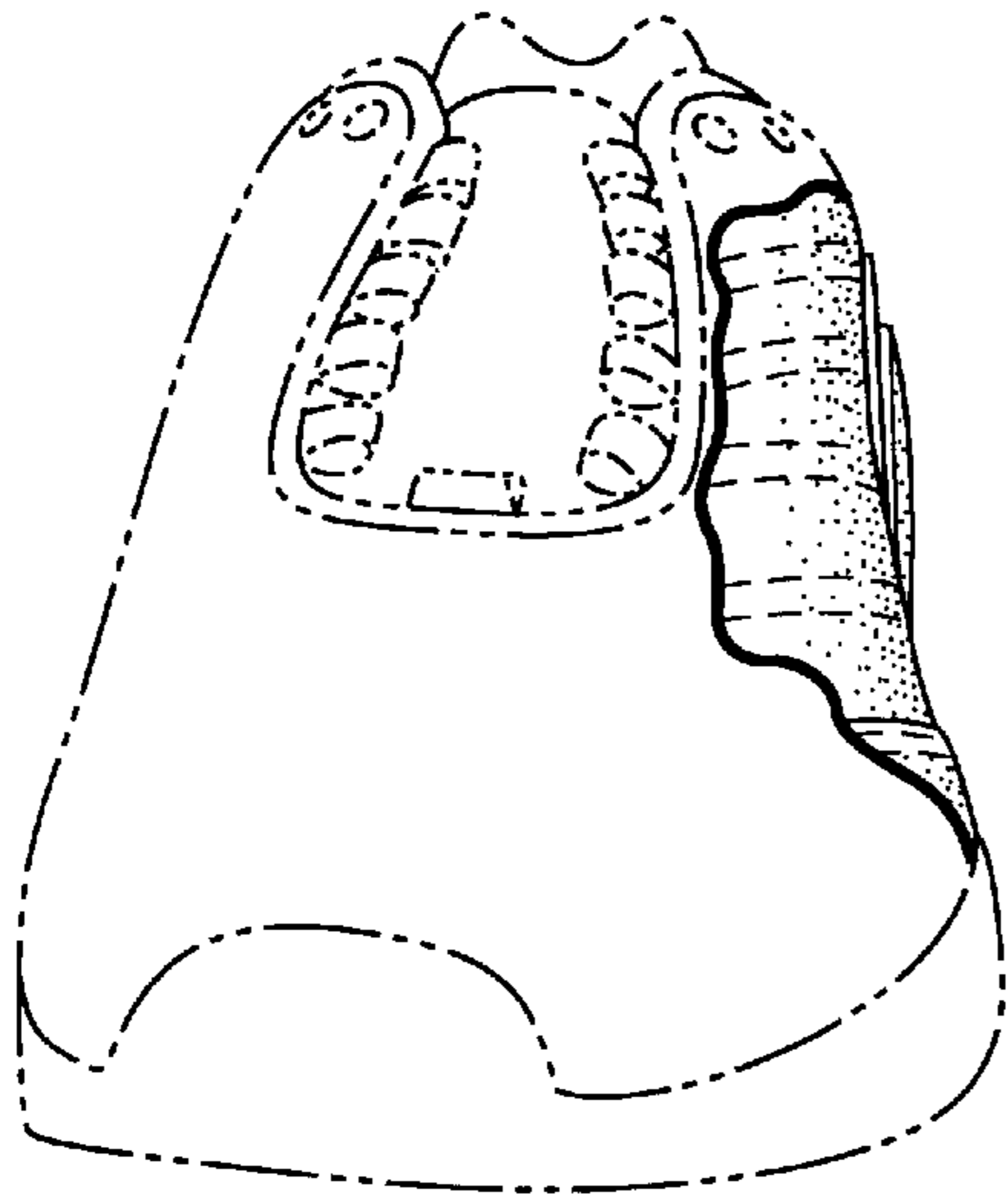


Fig. 3

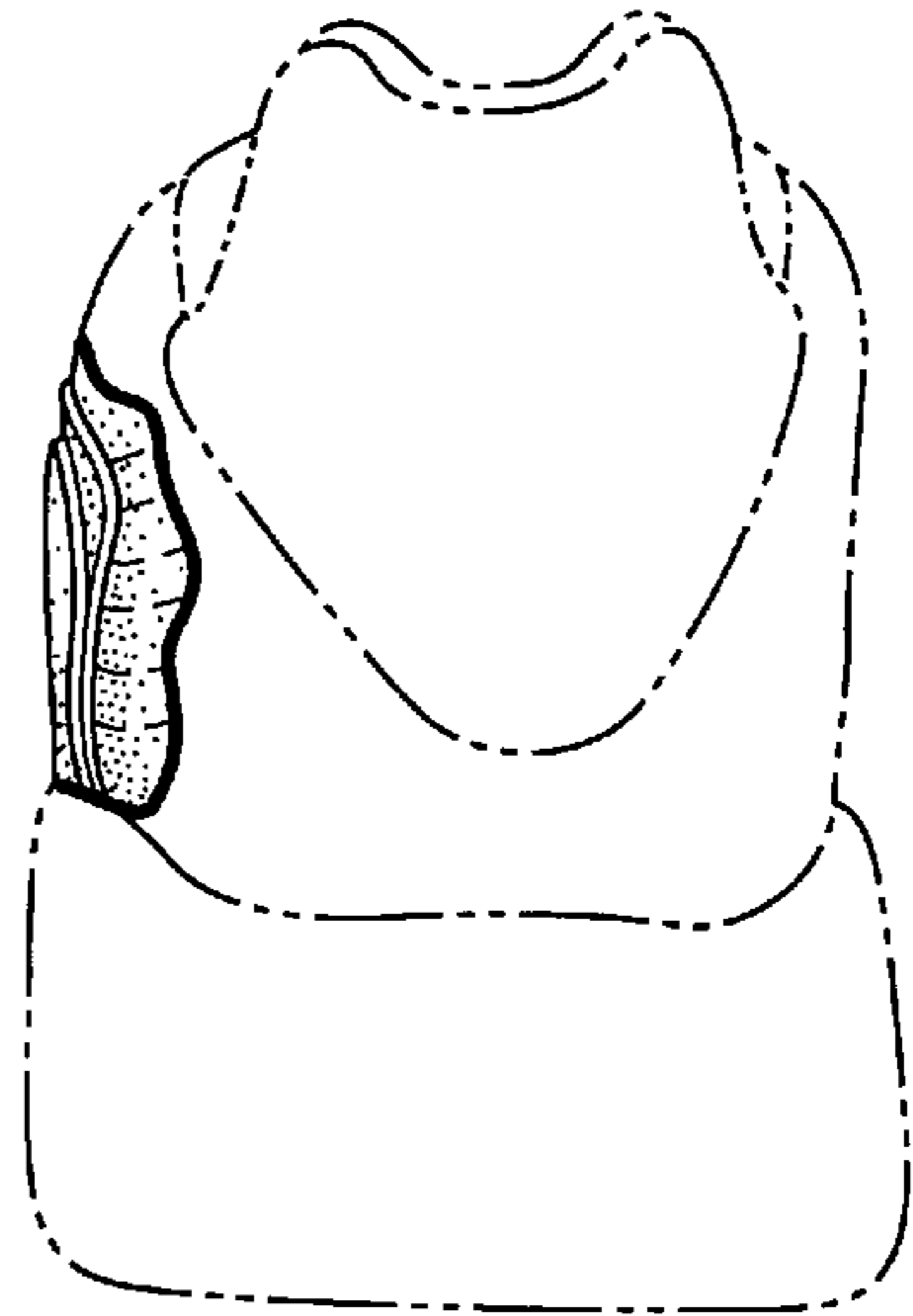


Fig. 4

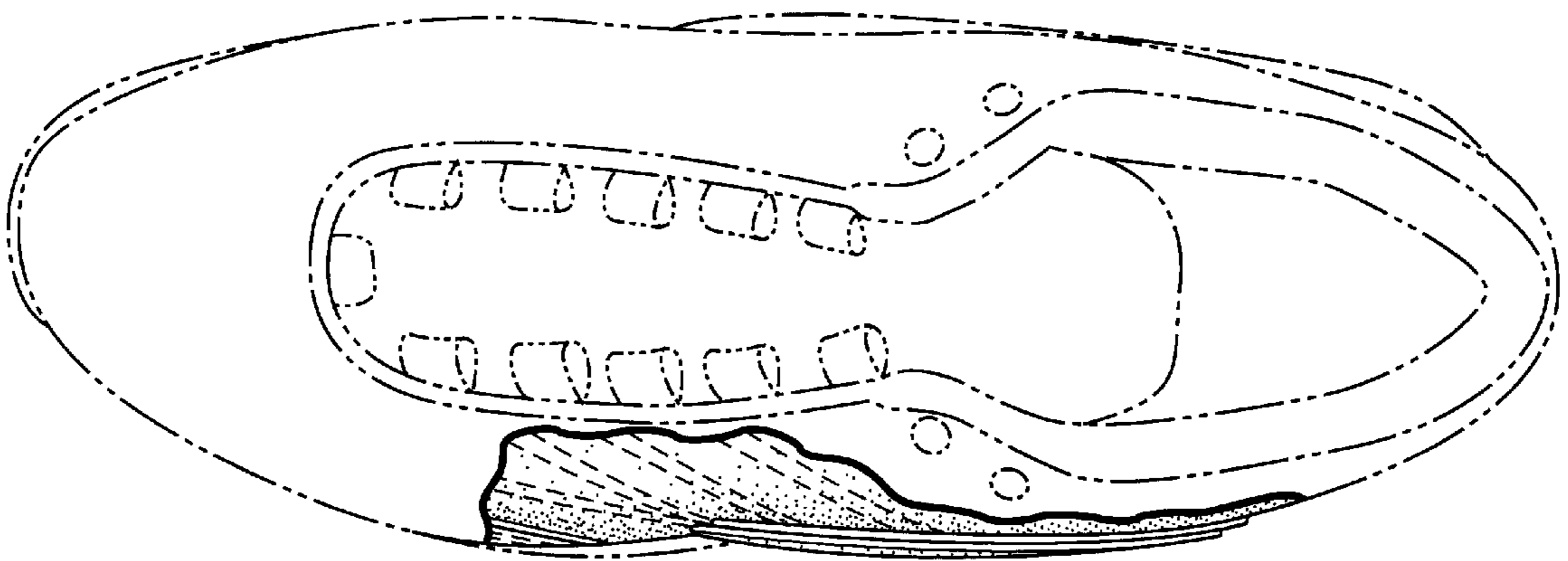


Fig. 5