



US00D419282S

United States Patent [19]

[11] Patent Number: **Des. 419,282**

Nickle et al.

[45] Date of Patent: **** Jan. 25, 2000**

[54] **DETACHABLE POCKET FOR A CAP**

[76] Inventors: **James A. Nickle; Lucy Nickle**, both of
12416 Chico NE., Albuquerque, N.Mex.
87123

[**] Term: **14 Years**

[21] Appl. No.: **29/097,218**

[22] Filed: **Dec. 2, 1998**

[51] **LOC (7) Cl.** **02-03**

[52] **U.S. Cl.** **D2/891; D2/857; D2/865**

[58] **Field of Search** D2/865, 866, 867,
D2/872, 873, 869, 882, 884, 894, 857;
2/171, 175.1, 181, 182.1, 195.1, 171.3,
171.4, 209.13, 227, 247, 145, 338

4,485,496	12/1984	Shanrs, Jr.	2/247
4,525,879	7/1985	Kalomoris	2/338
4,980,928	1/1991	Ellis .	
5,146,630	9/1992	Richard	2/181
5,355,535	10/1994	Bruder .	
5,359,734	11/1994	Rathburn	2/195.1
5,459,881	10/1995	Fagan et al. .	
5,539,929	7/1996	Revson	2/195.1
5,623,732	4/1997	Olajide, Jr. .	
5,649,327	7/1997	Crewe .	
5,724,678	3/1998	McCallum et al.	2/209.13
5,737,775	4/1998	Schwartz	2/247

Primary Examiner—Paula A. Mortimer
Attorney, Agent, or Firm—Kenneth L Tolar

[57] CLAIM

The ornamental design for a detachable pocket for a cap, as shown and described.

[56] References Cited

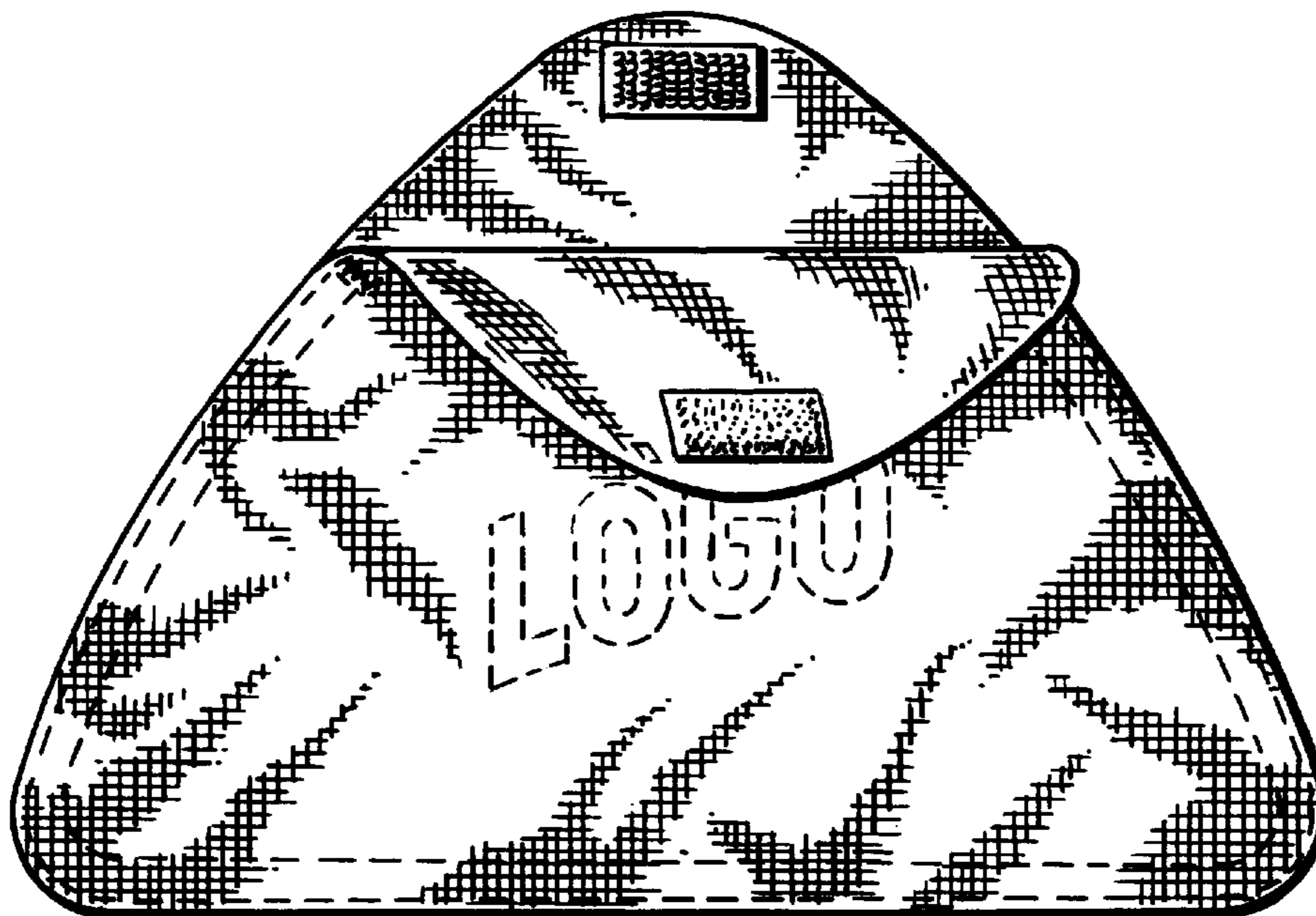
U.S. PATENT DOCUMENTS

D. 311,266	10/1990	Parker .	
D. 333,375	2/1993	Ouellette .	
D. 336,969	7/1993	Mullendore et al. .	
D. 358,474	5/1995	Dunlavey .	
D. 363,157	10/1995	Rodgers .	
D. 370,334	6/1996	Stevenson et al. .	
D. 373,238	9/1996	Ricciardi .	
D. 373,454	9/1996	Ramirez .	
D. 374,116	10/1996	Virzi .	
D. 376,469	12/1996	Harkness .	
D. 384,789	10/1997	Crabb et al. .	
932,990	8/1909	Madill et al.	2/227
1,422,435	7/1922	Gooding	2/182.1
1,645,502	10/1927	Sweet	2/247 X
3,258,781	7/1966	Klein .	
4,472,837	9/1984	Saxton .	

DESCRIPTION

FIG. 1 is a top view of a detachable pocket for a cap according to our new design;
FIG. 2 is a front view thereof, the rear view thereof being identical;
FIG. 3 is a right side view thereof, the left side view being a mirror image of the right side view;
FIG. 4 is a bottom view thereof;
FIG. 5 is top view thereof with the pocket open; and,
FIG. 6 is a perspective view thereof with the pocket open and attached to a cap.
The broken line showing of the word "Logo" in FIGS. 1, 5, and 6 and the cap in FIG. 6 is for illustrative purposes only and forms no part of the claimed design.

1 Claim, 3 Drawing Sheets






FIG. 1.



FIG. 3.



FIG. 2.

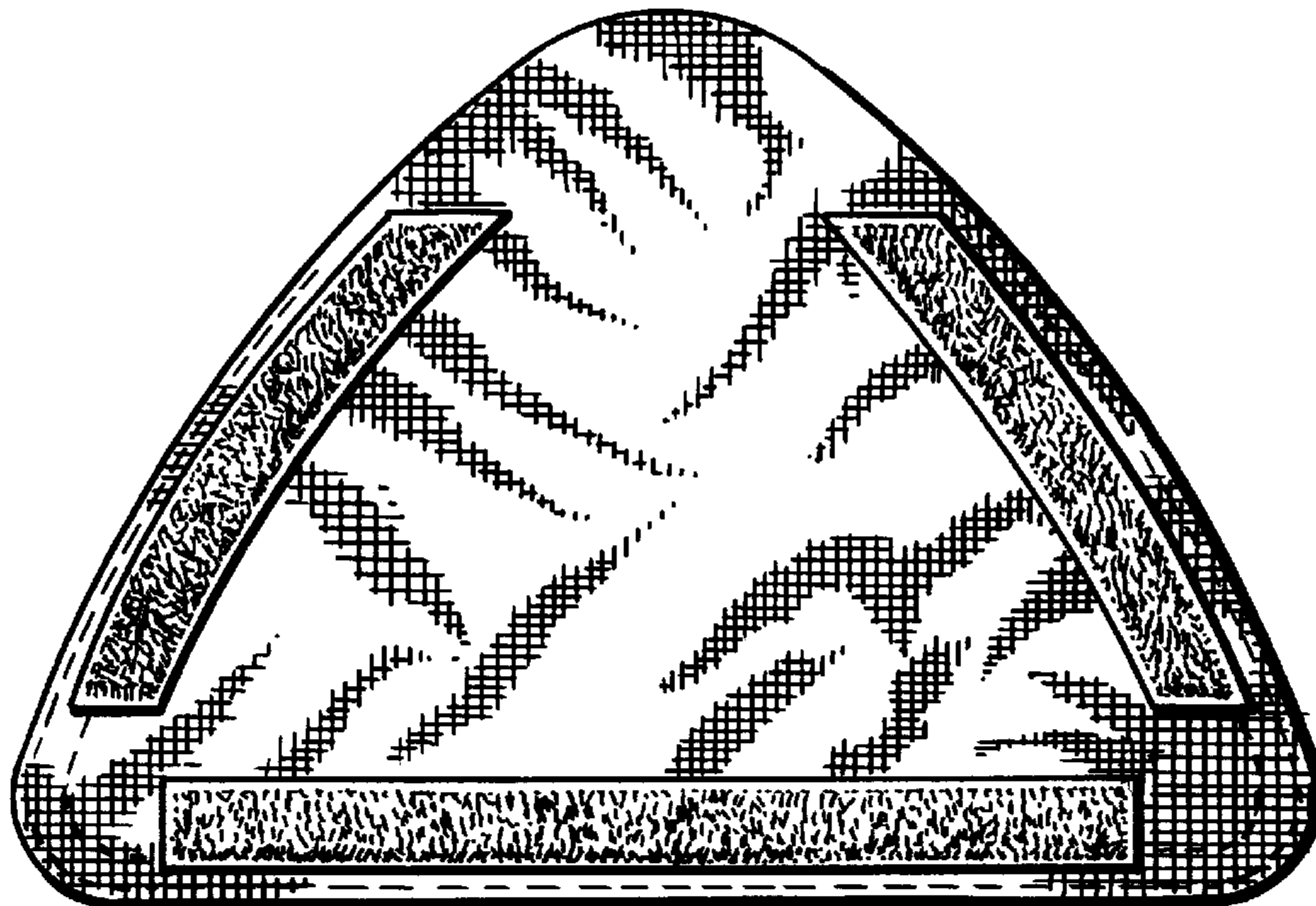


FIG. 4.




FIG. 5.

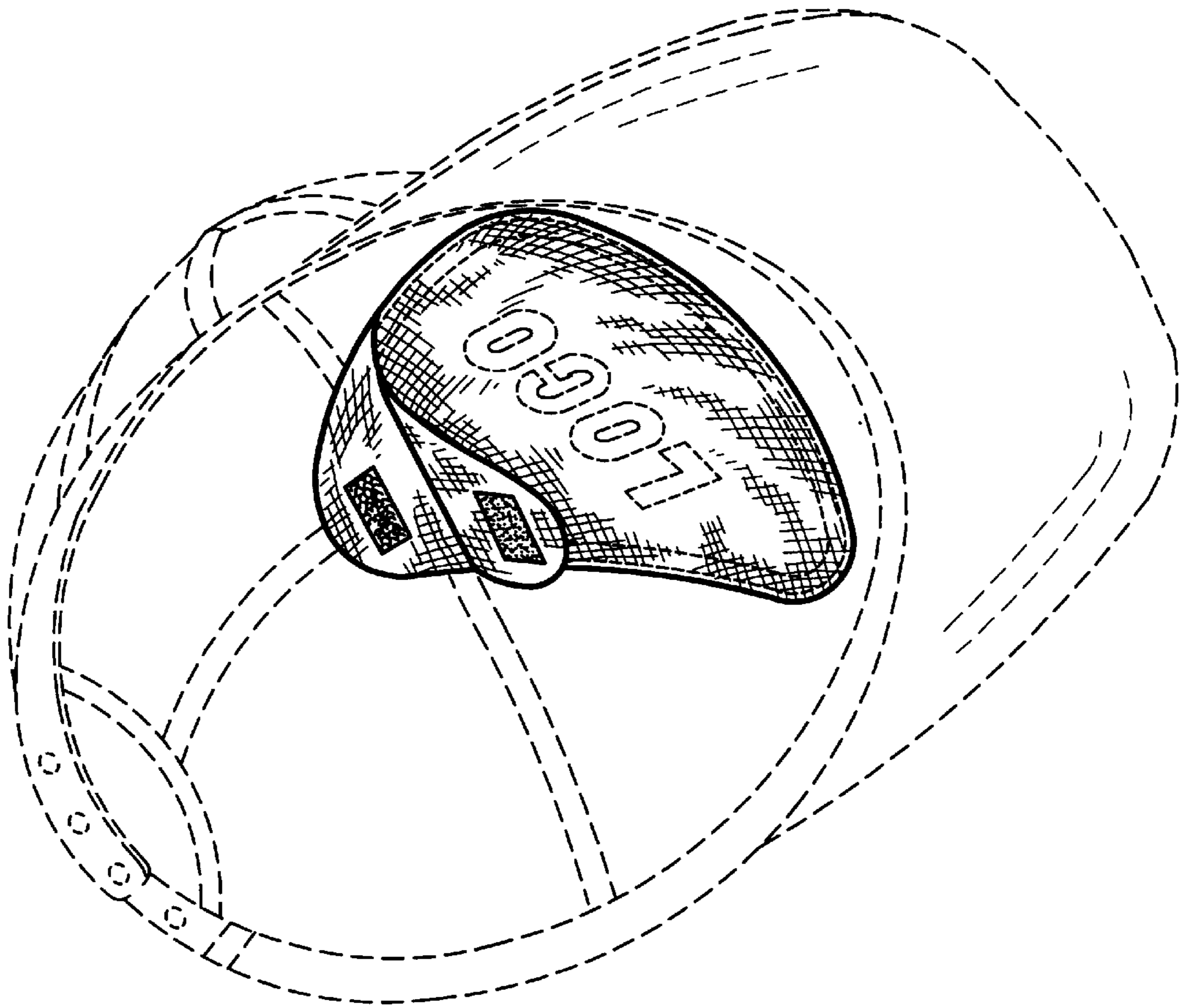


FIG. 6