



US00D419272S

**United States Patent** [19]  
**Nordström**

[11] **Patent Number: Des. 419,272**  
[45] **Date of Patent: \*\* Jan. 18, 2000**

[54] **APPARATUS FOR THE REMOVAL OF OIL OR GREASE FROM A LIQUID SURFACE**

D. 388,824 1/1998 Harper ..... D19/42  
D. 391,710 3/1998 Hanaoka ..... D32/40  
D. 406,424 3/1999 Daniels ..... D32/40  
3,221,356 12/1965 Schirmer ..... 15/210

[75] Inventor: **Martti Nordström, Loviisa, Finland**

[73] Assignee: **Oy LMP Patents Ltd AB, Loviisa, Finland**

*Primary Examiner—Mitchell Siegel*  
*Attorney, Agent, or Firm—Klauber & Jackson*

[\*\*] Term: **14 Years**

[57] **CLAIM**

[21] Appl. No.: **29/097,645**

The ornamental design for apparatus for the removal of oil or grease from a liquid surface, as shown.

[22] Filed: **Dec. 10, 1998**

[30] **Foreign Application Priority Data**

**DESCRIPTION**

Jun. 10, 1998 [FI] Finland ..... M19980400  
Jun. 10, 1998 [FI] Finland ..... M19980401

FIG. 1 is a left hand perspective top view of the apparatus for removal of oil or grease from a liquid surface of my mew design;

[51] **LOC (7) Cl.** ..... **15-05**

[52] **U.S. Cl.** ..... **D32/25**

FIG. 2 is a front planar view thereof;

[58] **Field of Search** ..... D32/25, 40; 15/210.1, 15/215, 201, 209

FIG. 3 is a top right perspective view thereof; and,

FIG. 4 is a rear canted plan view thereof.

[56] **References Cited**

**U.S. PATENT DOCUMENTS**

D. 353,513 12/1994 Posenauer ..... D32/40

**1 Claim, 4 Drawing Sheets**

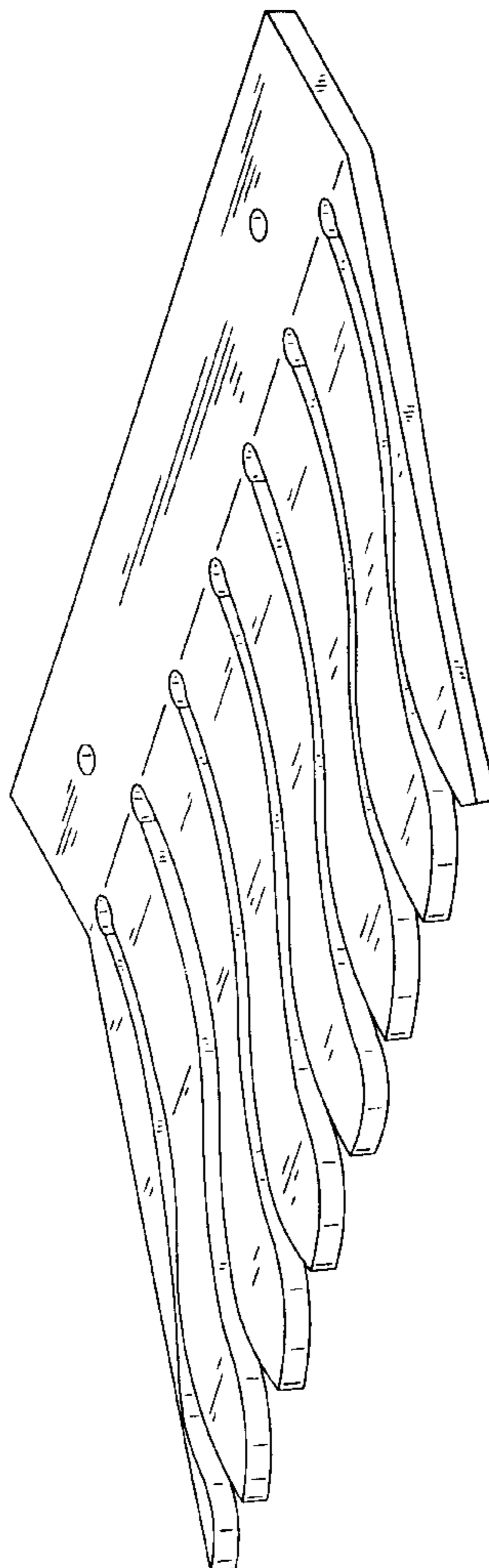


FIG. 1

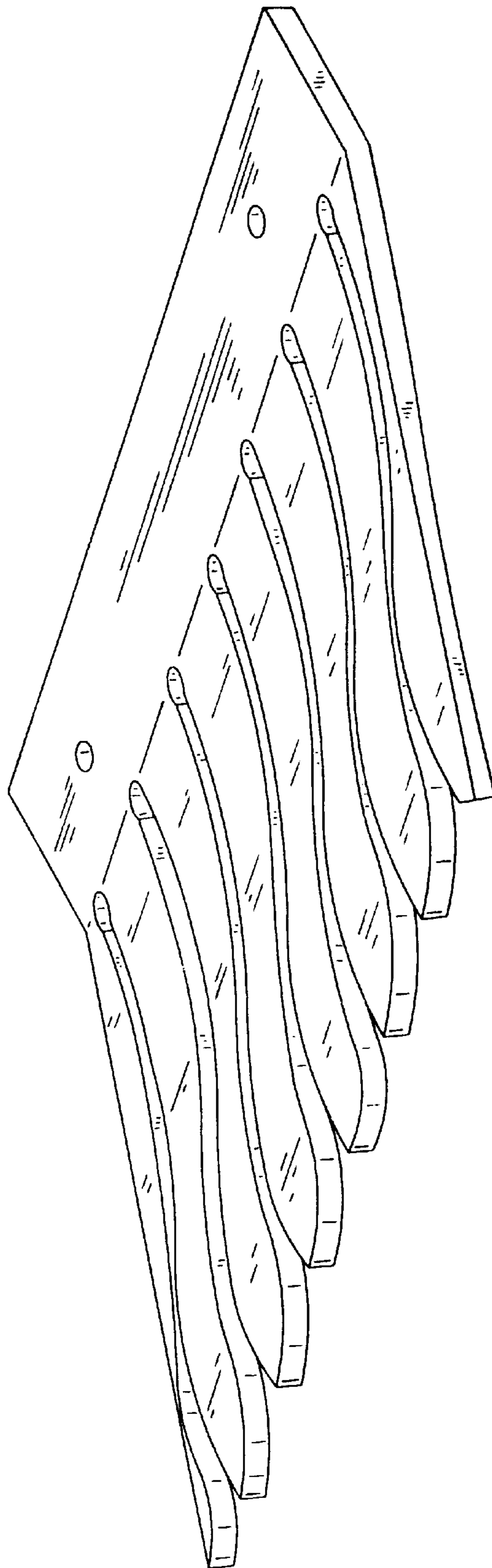


FIG. 2

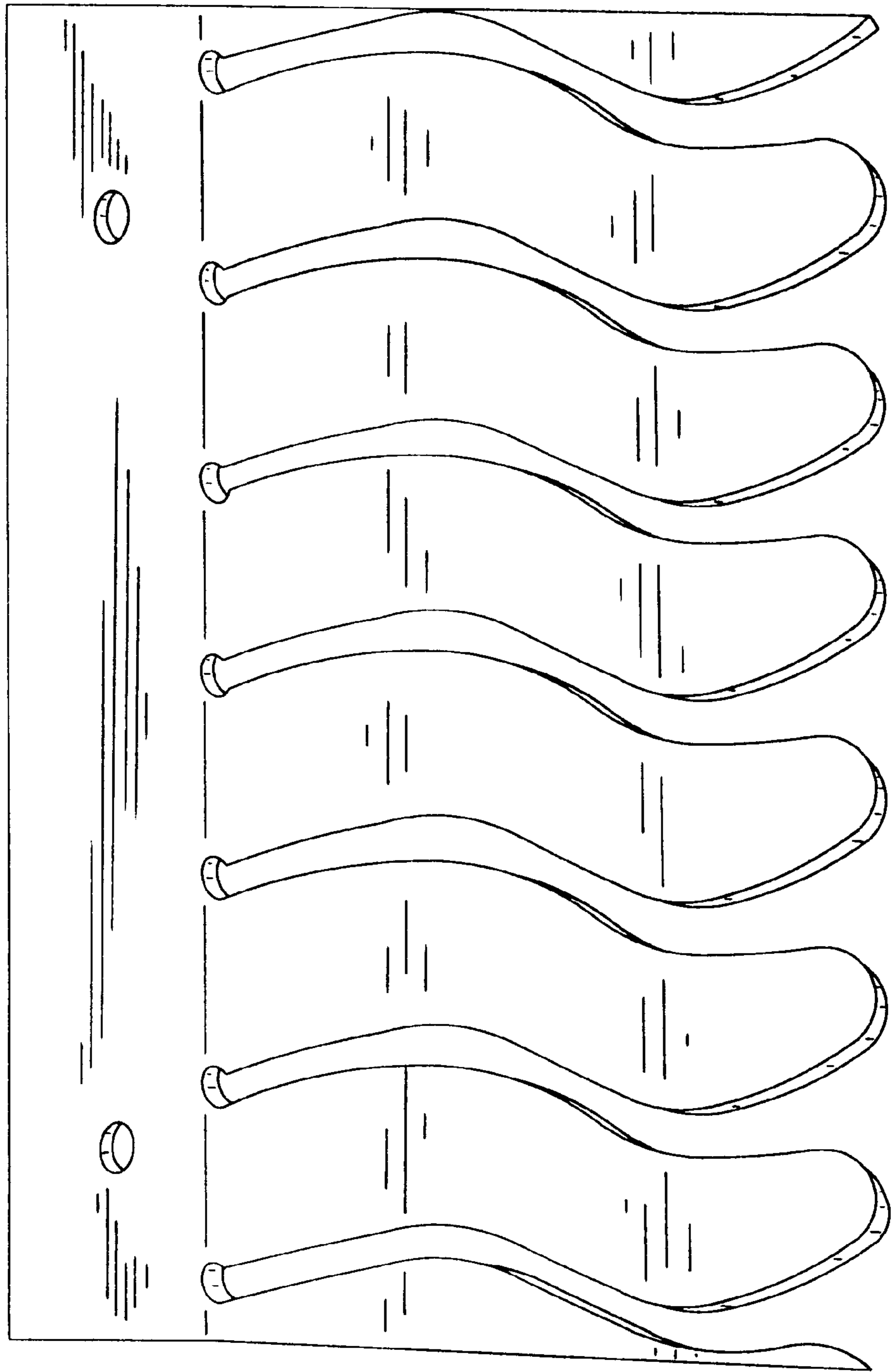


FIG. 3

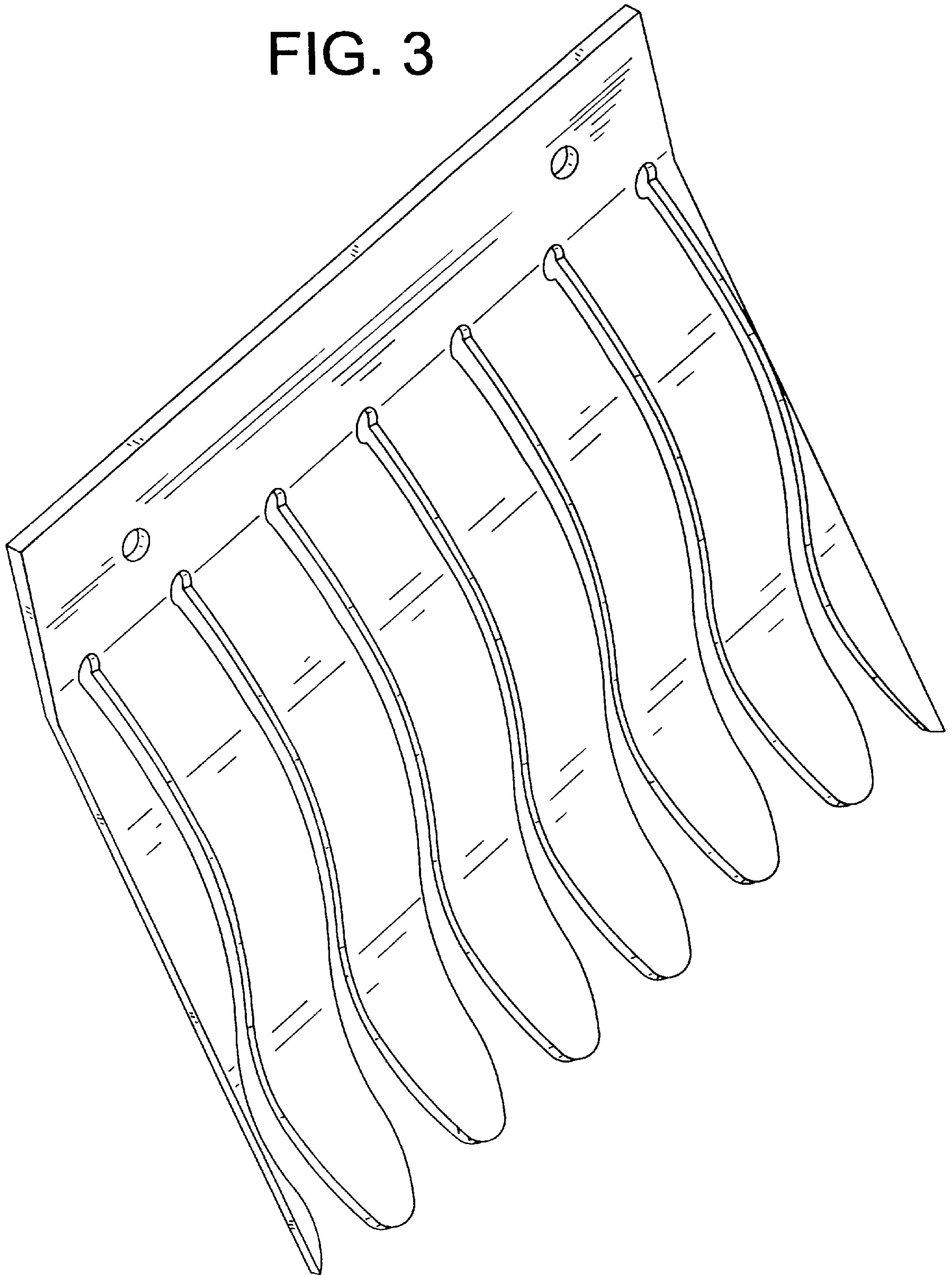


FIG. 4

