



US00D419210S

# United States Patent [19] Hug

[11] **Patent Number: Des. 419,210**  
[45] **Date of Patent: \*\* Jan. 18, 2000**

[54] **FINGER EXERCISER**

[75] Inventor: **Philippe Michel Paul Hug,**  
Montpellier, France

[73] Assignee: **Hug,** Montpellier, France

[\*\*] Term: **14 Years**

[21] Appl. No.: **29/088,970**

[22] Filed: **Jun. 1, 1998**

[30] **Foreign Application Priority Data**

Dec. 1, 1997 [FR] France ..... 97 7107

[51] **LOC (7) Cl. .... 21-02**

[52] **U.S. Cl. .... D21/684**

[58] **Field of Search .... D21/662, 684,**  
D21/692, 405; 482/44, 47, 121, 122, 123

[56] **References Cited**

**U.S. PATENT DOCUMENTS**

D. 294,614 3/1988 Ditsch et al. .... D21/684  
D. 352,754 11/1994 Silagy ..... D21/684

D. 359,779 6/1995 Peters et al. .... D21/684  
D. 385,603 10/1997 Ditsch ..... D21/684  
3,738,651 6/1973 Norman et al. .... 482/47  
4,678,181 7/1987 Ditsch et al. .... 482/47  
5,147,256 9/1992 Silagy ..... 482/47  
5,431,611 7/1995 Silagy ..... 482/47  
5,533,949 7/1996 Hwang ..... 482/47

*Primary Examiner*—Philip S. Hyder

[57] **CLAIM**

The ornamental design for a finger exerciser, as shown and described.

**DESCRIPTION**

FIG. 1 is a top, front, right side perspective view of the embodiment of a finger exerciser showing my new design; FIG. 2 is a rear view thereof; FIG. 3 is a top view thereof from the right in FIG. 1; FIG. 4 is a front view thereof; FIG. 5 is a bottom view thereof; FIG. 6 is a right side view thereof; and, FIG. 7 is a left side view thereof.

**1 Claim, 3 Drawing Sheets**




FIG. 1






FIG. 2




FIG. 3

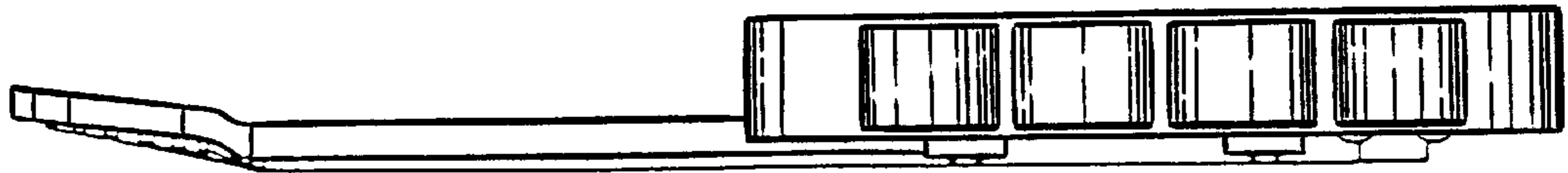


FIG. 4

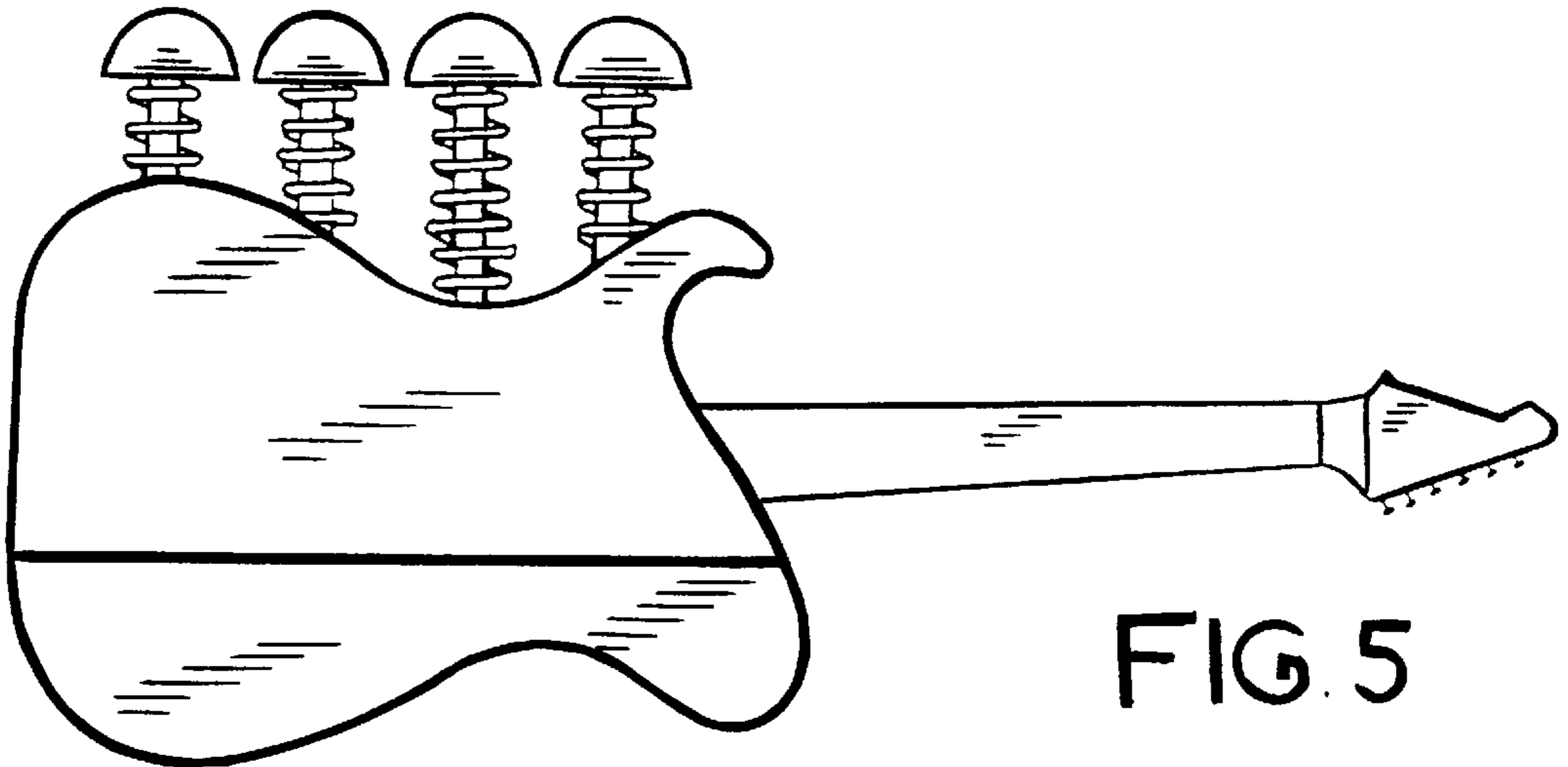


FIG. 5

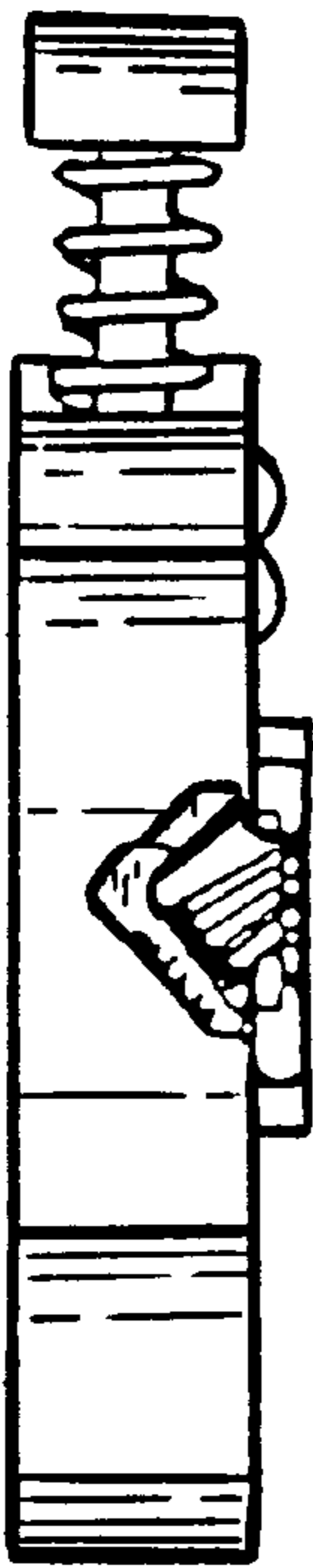


FIG. 6

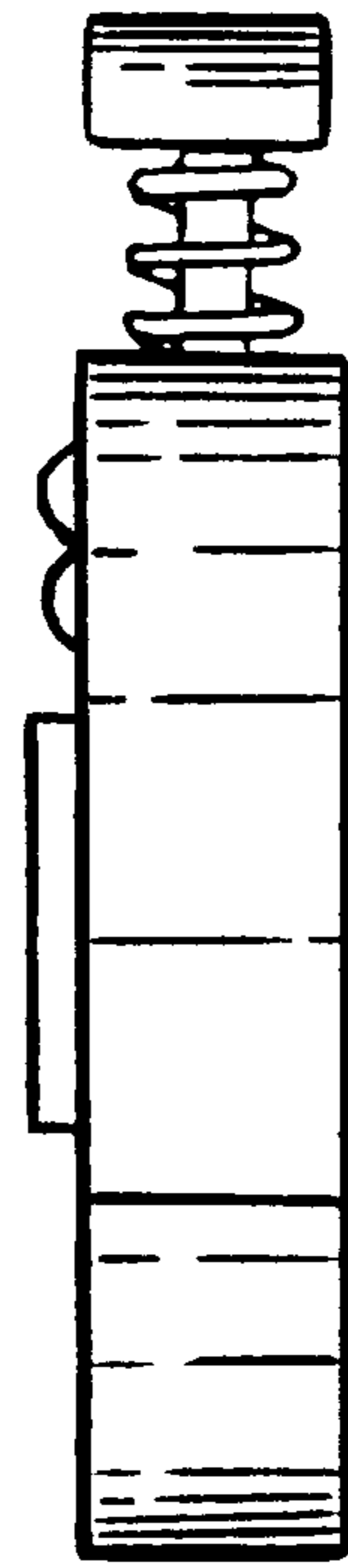


FIG. 7