



US00D419189S

United States Patent [19] Hartge

[11] **Patent Number: Des. 419,189**

[45] **Date of Patent: ** Jan. 18, 2000**

[54] **WRITING INSTRUMENT**

[75] Inventor: **Henning Hartge**, Nürnberg, Germany

[73] Assignee: **J. S. Staedtler GmbH & Co.**,
Nürnberg, Germany

[**] Term: **14 Years**

[21] Appl. No.: **29/093,419**

[22] Filed: **Sep. 10, 1998**

[30] **Foreign Application Priority Data**

Mar. 17, 1998 [DE] Germany 98 02 698

[51] **LOC (7) Cl.** **19-06**

[52] **U.S. Cl.** **D19/51; D19/56; D19/57**

[58] **Field of Search** D19/35, 36, 41-51,
D19/53-58, 81-85; 401/99, 100, 103, 104,
110-116, 209

[56] **References Cited**

U.S. PATENT DOCUMENTS

- D. 187,252 2/1960 Lovejoy D19/51
- D. 359,757 6/1995 Inami et al. D19/51
- D. 362,682 9/1995 Pitteloud D19/48

- D. 363,308 10/1995 Sekine D19/49 X
- D. 366,497 1/1996 Otake D19/51
- D. 366,498 1/1996 Abe et al. D19/50 X
- D. 374,893 10/1996 Yazawa D19/56 X
- D. 387,803 12/1997 Izushima D19/57
- D. 403,704 1/1999 Arita D19/48
- D. 404,070 1/1999 Hasegawa D19/51

Primary Examiner—Martie K. Holtje
Attorney, Agent, or Firm—Friedrich Kueffner


[57] **CLAIM**

The ornamental design for a writing instrument, as shown and described.

DESCRIPTION

FIG. 1 is a perspective front view of a writing instrument showing my new design;
FIG. 2 is a rear view thereof;
FIG. 3 is a top view thereof;
FIG. 4 is a bottom view thereof;
FIG. 5 is a front view thereof;
FIG. 6 is a side view thereof;
FIG. 7 is another side view thereof; and,
FIG. 8 is a perspective front view of another embodiment of the writing instrument showing my new design.

1 Claim, 4 Drawing Sheets






FIG. 1




FIG. 2




FIG. 3




FIG. 4




FIG. 5




FIG. 6




FIG. 7




FIG. 8