



US00D419186S

# United States Patent [19] Moor

[11] **Patent Number: Des. 419,186**

[45] **Date of Patent: \*\* Jan. 18, 2000**

[54] **BINDER WITH TRANSLUCENT COVERS**

5,876,143 3/1999 Ong ..... 402/80 R X  
5,911,441 6/1999 Yamamoto ..... 281/15.1

[75] Inventor: **Marc Moor**, Oakwood, Ohio

### OTHER PUBLICATIONS

[73] Assignee: **The Mead Corporation**, Dayton, Ohio

Photo only, Zip Binder, Prior to Nov. 1998 (photo attached).

[\*\*] Term: **14 Years**

*Primary Examiner*—Nelson C. Holtje

[21] Appl. No.: **29/096,014**

*Attorney, Agent, or Firm*—Thompson Hine & Flory LLP

[22] Filed: **Nov. 3, 1998**

### [57] CLAIM

[51] **LOC (7) Cl.** ..... **19-04**

The ornamental design for a binder with translucent covers, as shown and described.

[52] **U.S. Cl.** ..... **D19/27**

### DESCRIPTION

[58] **Field of Search** ..... D19/26–27, 32–33;  
D3/301, 303; 40/124.1, 124.13; 281/3.1,  
15.1, 27.1–27.3, 45, 51; D6/300; 402/26,  
31, 41, 70, 79, 80 R

FIG. 1 is a top perspective view of a binder with translucent covers showing our new design;

FIG. 2 is a front elevational view thereof, the opposite side elevational view being a mirror image;

FIG. 3 is a top elevational view thereof;

FIG. 4 is a bottom elevational view thereof;

FIG. 5 is a left side elevational view thereof; and,

FIG. 6 is a right side elevational view thereof.

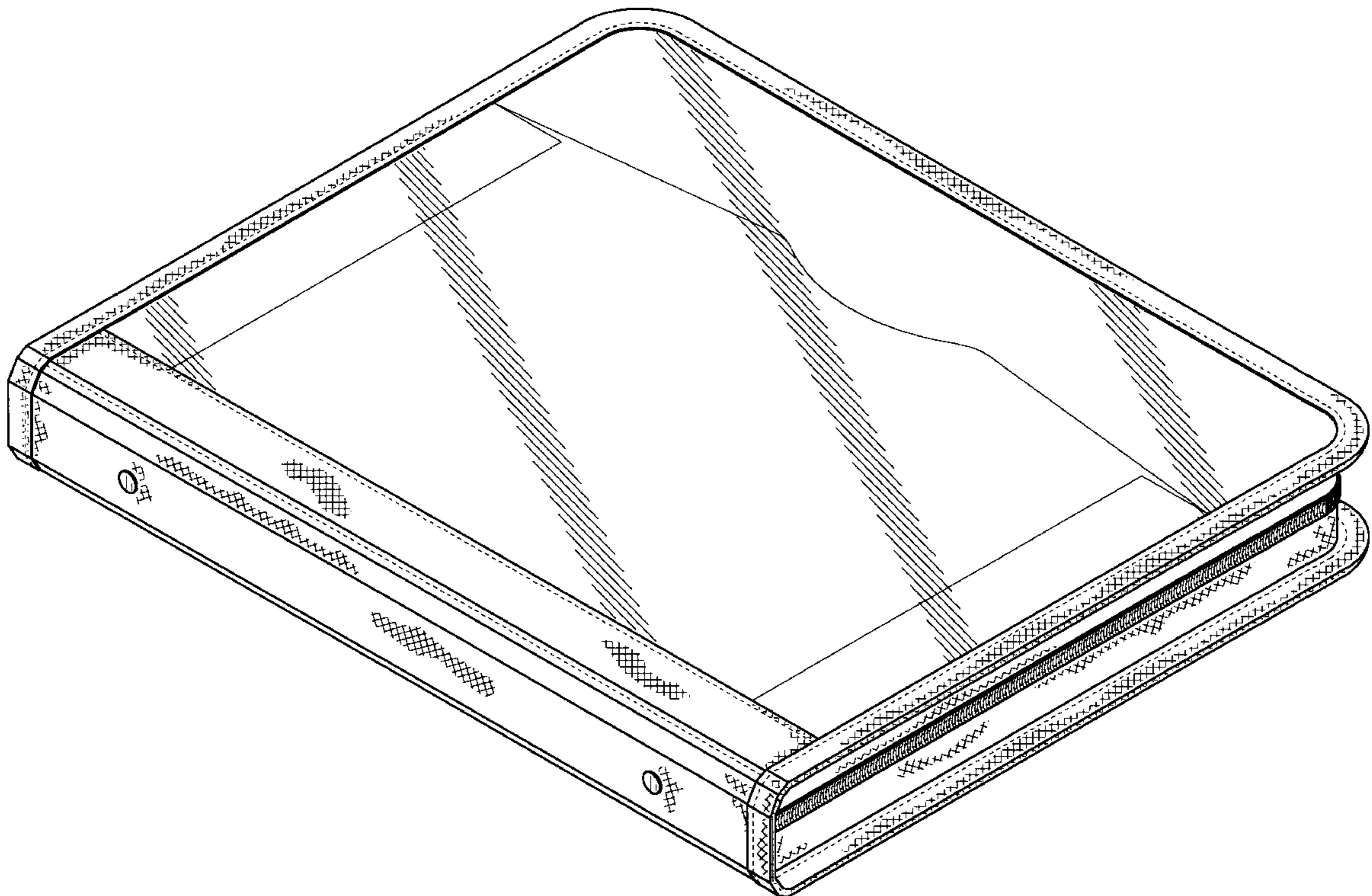
The diagonal shading on the covers represents a translucent material.

### [56] References Cited

#### U.S. PATENT DOCUMENTS

D. 118,191	12/1939	Trussell .	
D. 350,365	9/1994	Kelley .....	D19/27
D. 365,361	12/1995	Smith et al. ....	D19/26
D. 379,896	6/1997	Friedman .....	D6/632
D. 400,578	11/1998	Takemura .....	D19/26
3,252,462	5/1966	Quarton et al. .	

**1 Claim, 4 Drawing Sheets**



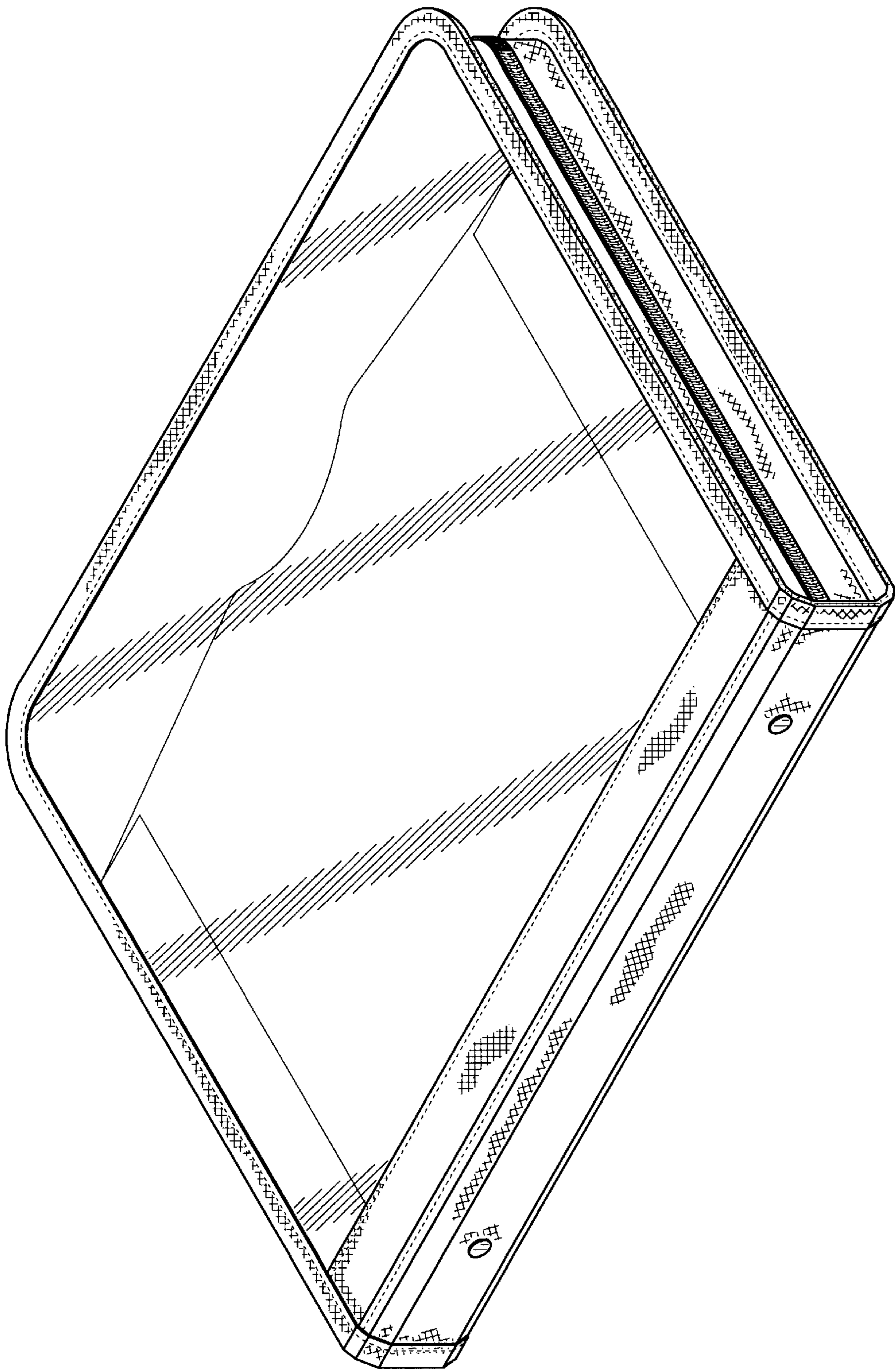


FIG. 1

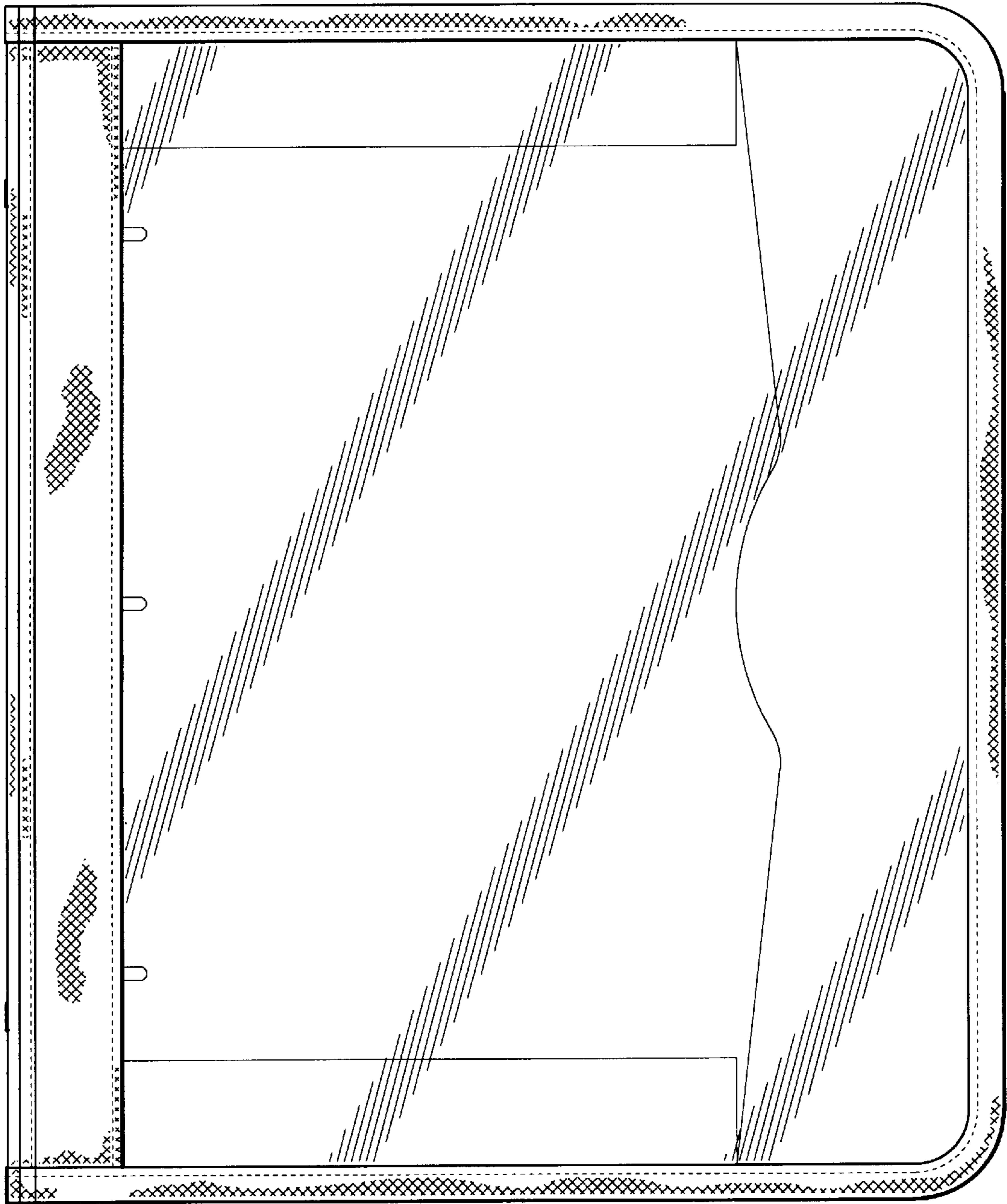


FIG. 2



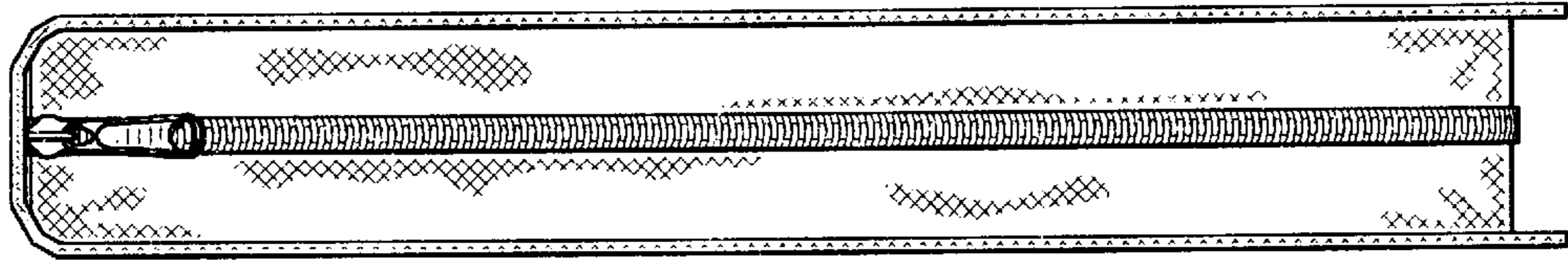


FIG. 3

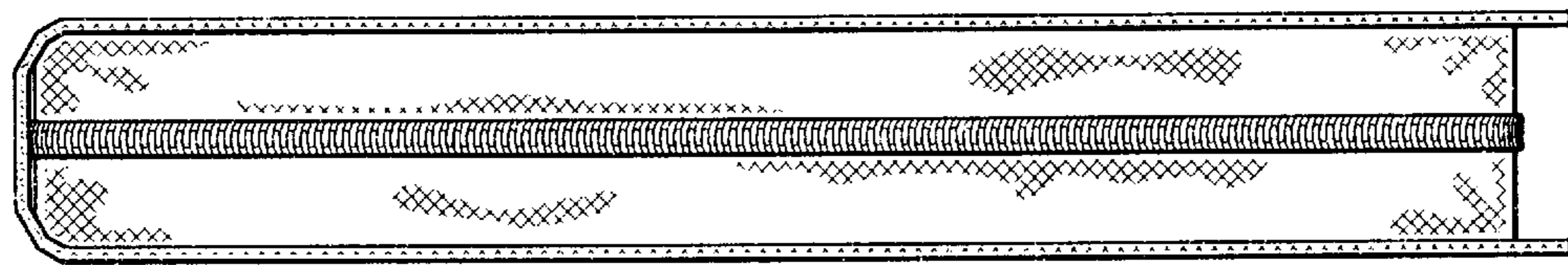


FIG. 4

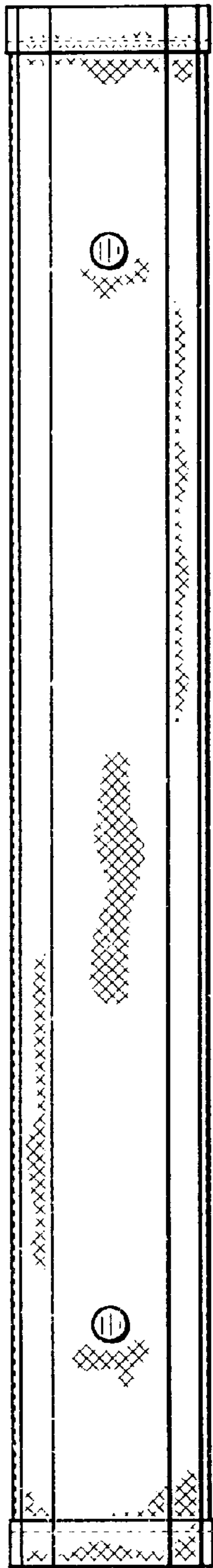


FIG. 5

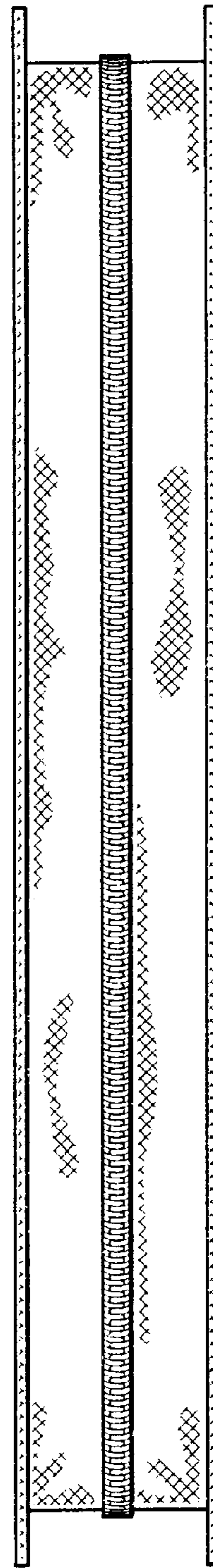


FIG. 6