



US00D419176S

United States Patent [19] Brune

[11] **Patent Number: Des. 419,176**
[45] **Date of Patent: ** Jan. 18, 2000**

[54] **EYEWEAR**
[75] Inventor: **Henri Brune**, Fleurieux sur l'Abresle,
France
[73] Assignee: **Bausch & Lomb Incorporated**,
Rochester, N.Y.
[**] Term: **14 Years**
[21] Appl. No.: **29/087,589**
[22] Filed: **May 6, 1998**
[51] **LOC (7) Cl.** **16-06**
[52] **U.S. Cl.** **D16/326**
[58] **Field of Search** D16/101, 300-330,
D16/335; 351/41, 44, 51, 52, 111, 119,
158; 2/447, 448

5,323,189 6/1994 Contreras 351/118
5,537,161 7/1996 Monroe 351/51
5,682,221 10/1997 Dittmeier 351/90

OTHER PUBLICATIONS

Macy's Catalog, p. 2, Mar. 14, 1997.
Macy's Catalog, Jul. 1997.
Giorgio Armani Catalog, Frames #928, 1995.
DM/031 667, filed Feb. 17, 1994, International Designs
Bulletin Fig. 12.
DM/036 148, Apr. 15, 1996, International Designs Bulletin
Fig. 14.1.
DM/037 121, Sep. 20, 1995 International Designs Bulletin
Fig. 11.
DM/039 660, May 30, 1996 International Designs Bulletin
Figs. 1, 4.
DM/040 622, Aug. 5, 1996 International Designs Bulletin
Figs. 8.2-9.1.
DM/041 599, Oct. 1, 1997 International Designs Bulletin
Figs. 11.1-11.6.

[56] **References Cited**

U.S. PATENT DOCUMENTS

D. 204,101 3/1966 Ramp D16/328
D. 204,956 5/1966 Ramp .
D. 218,953 10/1970 Maiese D16/326
D. 309,149 7/1990 Pouilloux D16/102
D. 323,516 1/1992 Miklitarian D16/102
D. 347,014 5/1994 Arnette D16/102
D. 351,611 10/1994 Wang D16/300
D. 377,037 12/1996 Stolt D16/306
D. 379,824 6/1997 Yadotani D16/326
D. 403,345 12/1998 Flanagan D16/327
2,482,195 9/1949 Martin .
3,582,194 6/1971 Liautaud .
3,826,564 7/1974 Werling .
4,443,074 4/1984 Giacomelli .
5,270,743 12/1993 Hofmair et al. 351/86

Primary Examiner—Raphael Barkai
Attorney, Agent, or Firm—Katherine McGuire


[57] **CLAIM**

The ornamental design for eyewear, as shown and described.

DESCRIPTION

FIG. 1 is a front elevational view of eyewear showing my
new design;
FIG. 2 is a side elevational view thereof;
FIG. 3 is a top plan view thereof;
FIG. 4 is a bottom plan view thereof; and,
FIG. 5 is a top front perspective view thereof.

1 Claim, 4 Drawing Sheets






FIG. 1

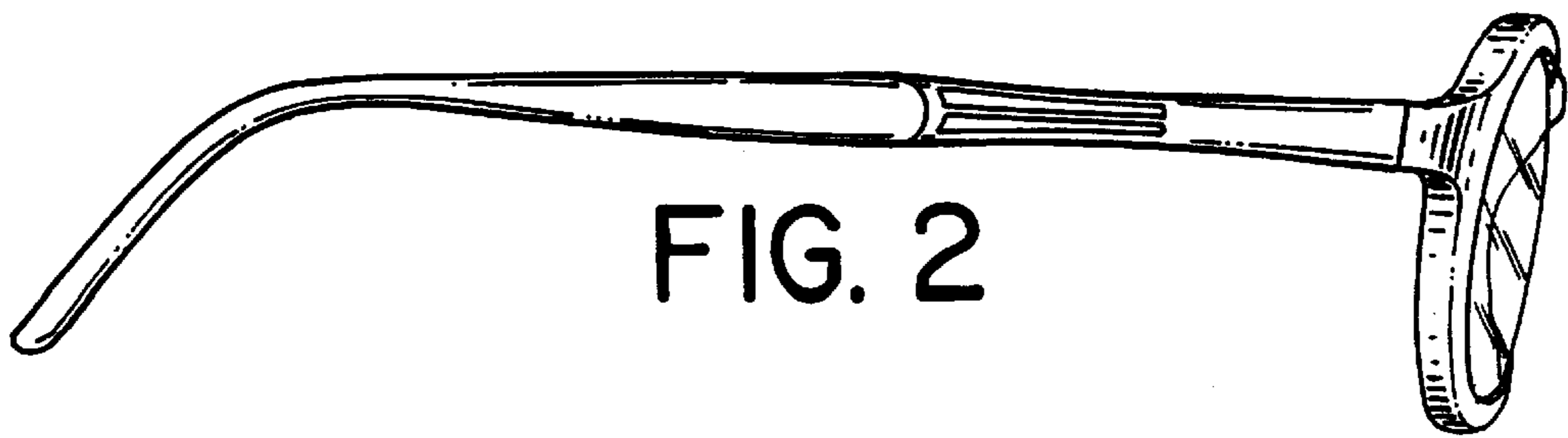


FIG. 2

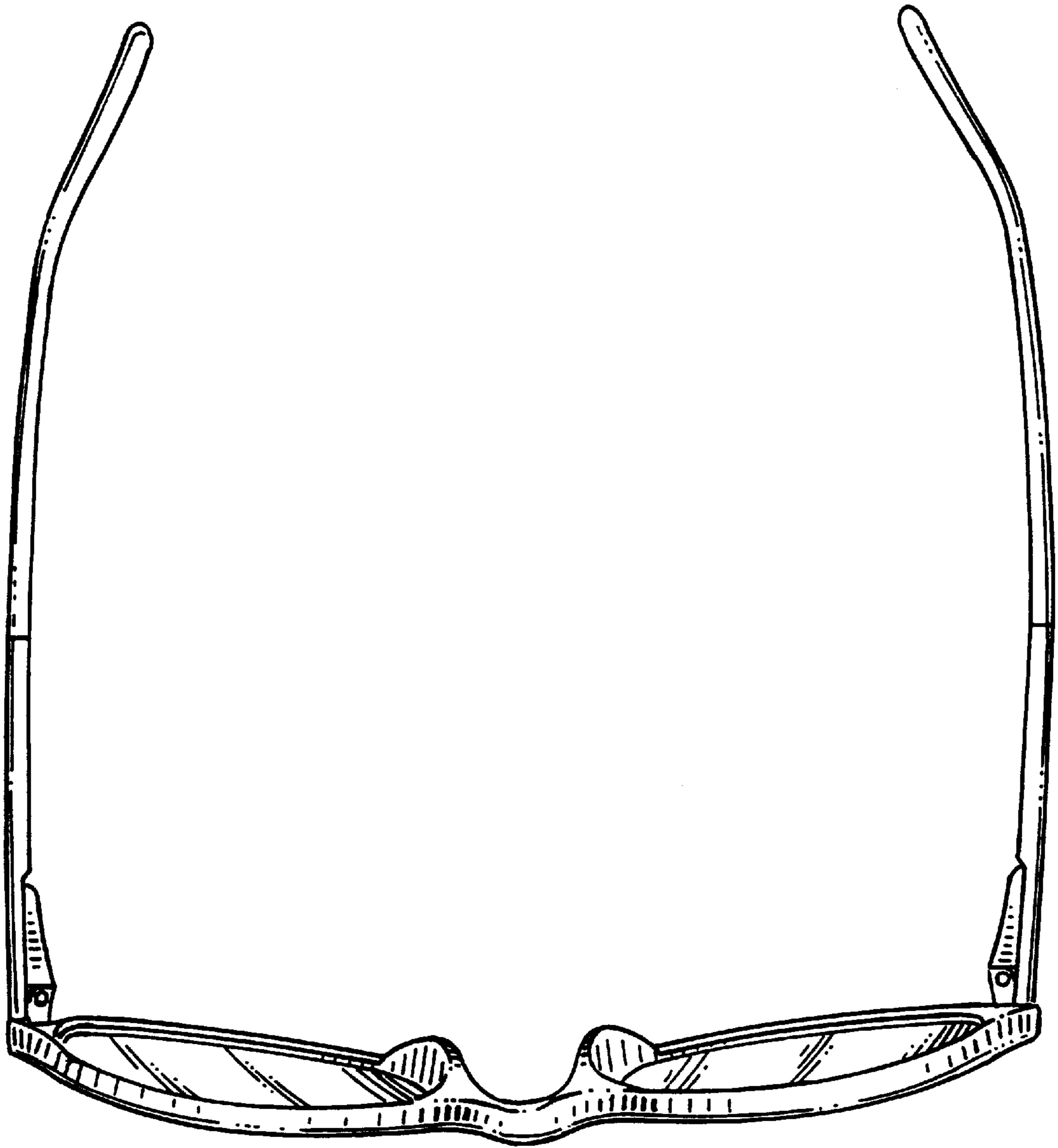


FIG. 3

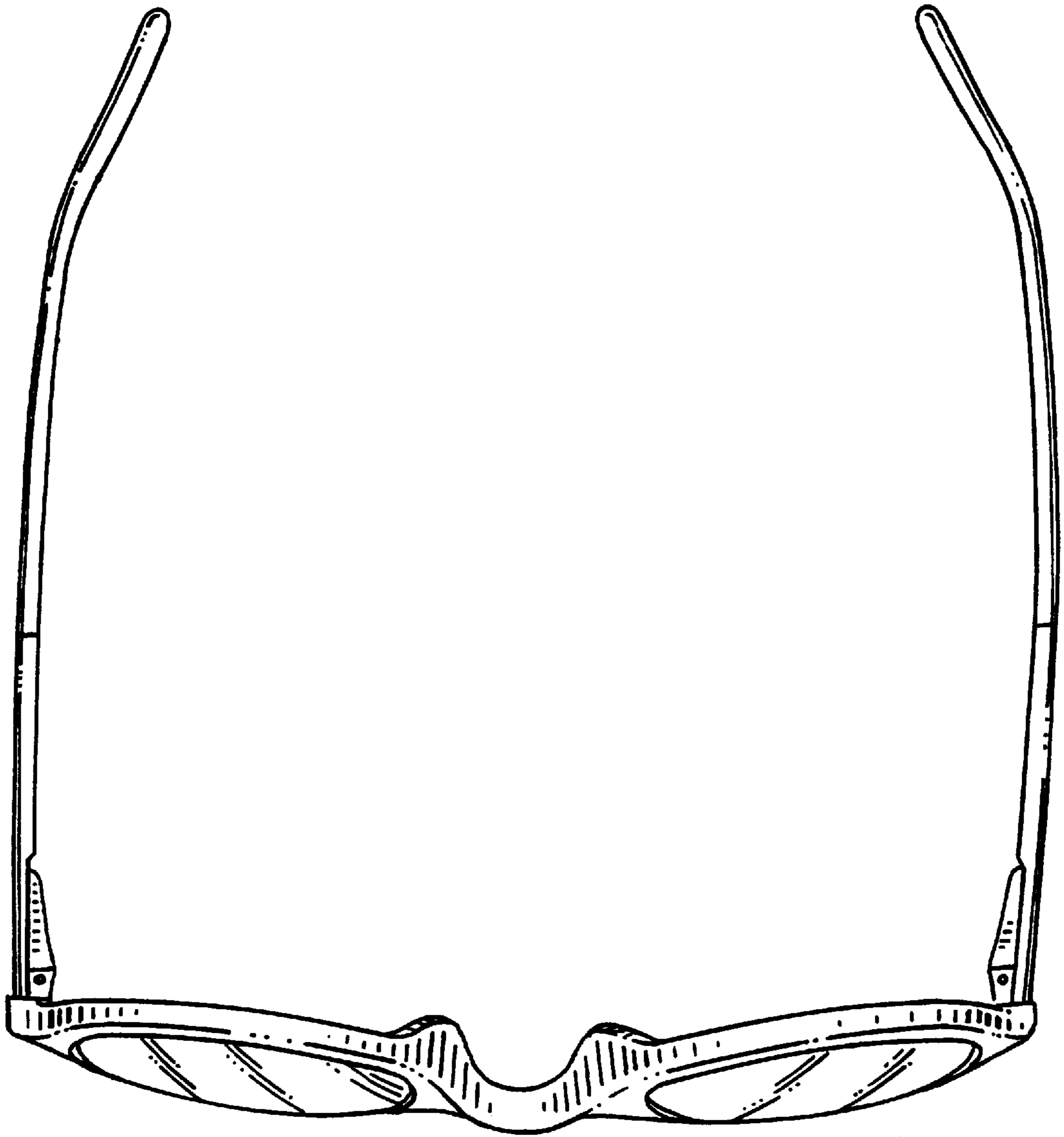


FIG. 4

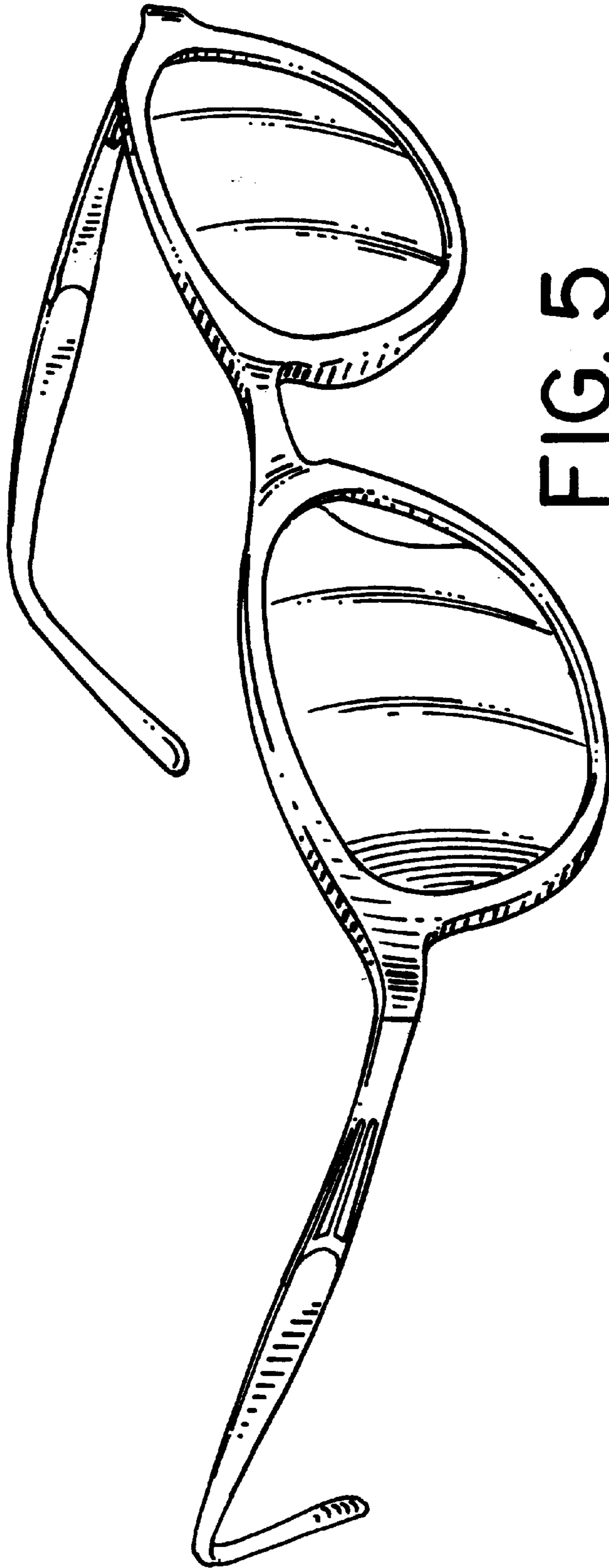


FIG. 5