



US00D419174S

**United States Patent** [19]  
**Grimaldi**

[11] **Patent Number: Des. 419,174**

[45] **Date of Patent: \*\* Jan. 18, 2000**

[54] **EYEGLASS FRAME**

[76] Inventor: **Joel A. Grimaldi**, 6 Auburndale Dr.,  
Pittsford, N.Y. 14534

[\*\*] Term: **14 Years**

[21] Appl. No.: **29/100,443**

[22] Filed: **Feb. 11, 1999**

[51] **LOC (7) Cl.** ..... **16-06**

[52] **U.S. Cl.** ..... **D16/321; D16/306; D16/326;**  
D16/325

[58] **Field of Search** ..... D16/101, 300-330,  
D16/335; 351/41, 44, 51, 52, 158; 2/447,  
448

[56] **References Cited**

**U.S. PATENT DOCUMENTS**

- D. 199,503 11/1964 Davis .
- D. 204,320 4/1966 Carmichael ..... D16/321
- D. 257,437 10/1980 Wittke et al. .... D16/72

- D. 257,856 1/1981 Wittke et al. .... D16/71
- D. 366,273 1/1996 Rucker ..... D16/306
- D. 371,382 7/1996 Berth-Bondet ..... D16/326
- D. 384,687 10/1997 Dewitt ..... D16/329
- D. 404,054 1/1999 Arnette et al. .... D16/325
- 3,689,136 9/1972 Atamian ..... 351/44

*Primary Examiner*—Raphael Barkai  
*Attorney, Agent, or Firm*—Trapani & Molldrem

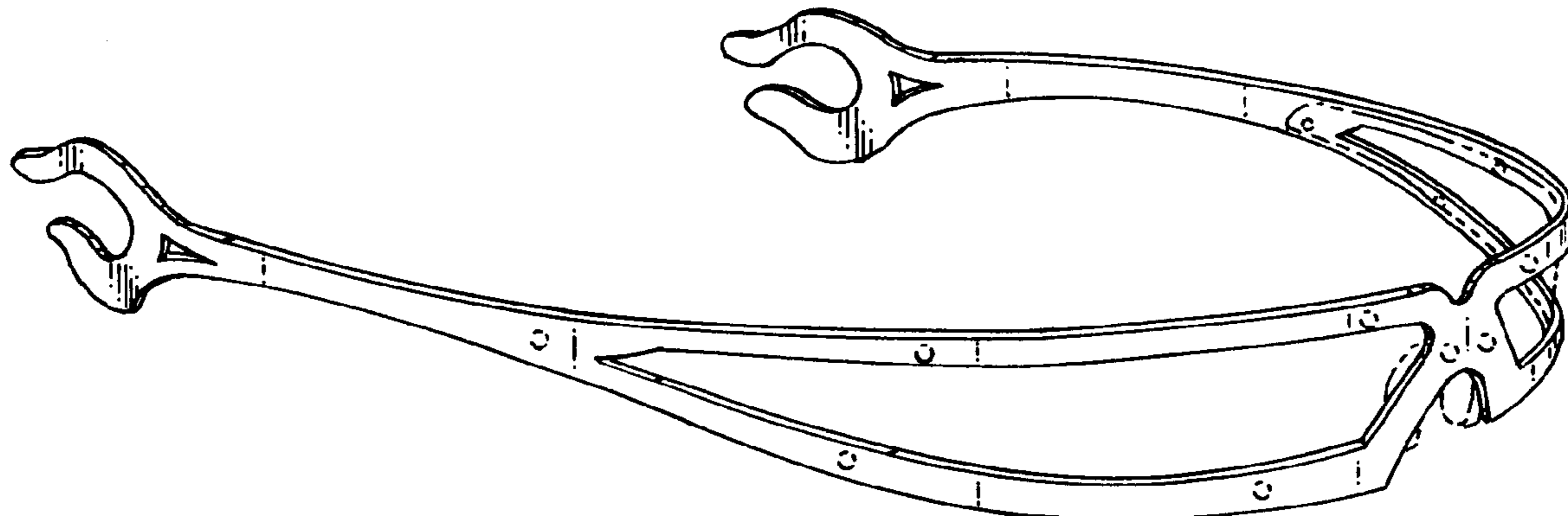
[57] **CLAIM**

The ornamental design for eyeglass frame, as shown and described.

**DESCRIPTION**

FIG. 1 is a front perspective view of eyeglass frame showing my new design; and,  
FIG. 2 is a rear perspective view thereof.  
The broken lines shown in FIGS. 1 and 2 is for illustrative purposes only and forms no part of the claimed design.

**1 Claim, 1 Drawing Sheet**



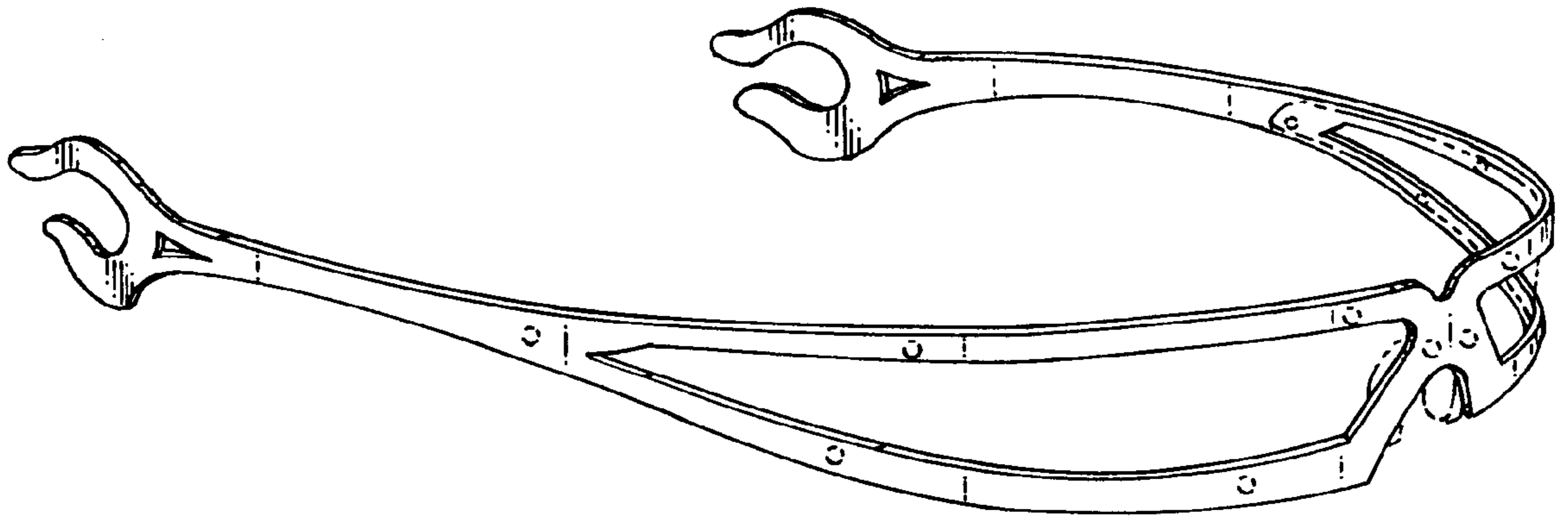


FIG.1

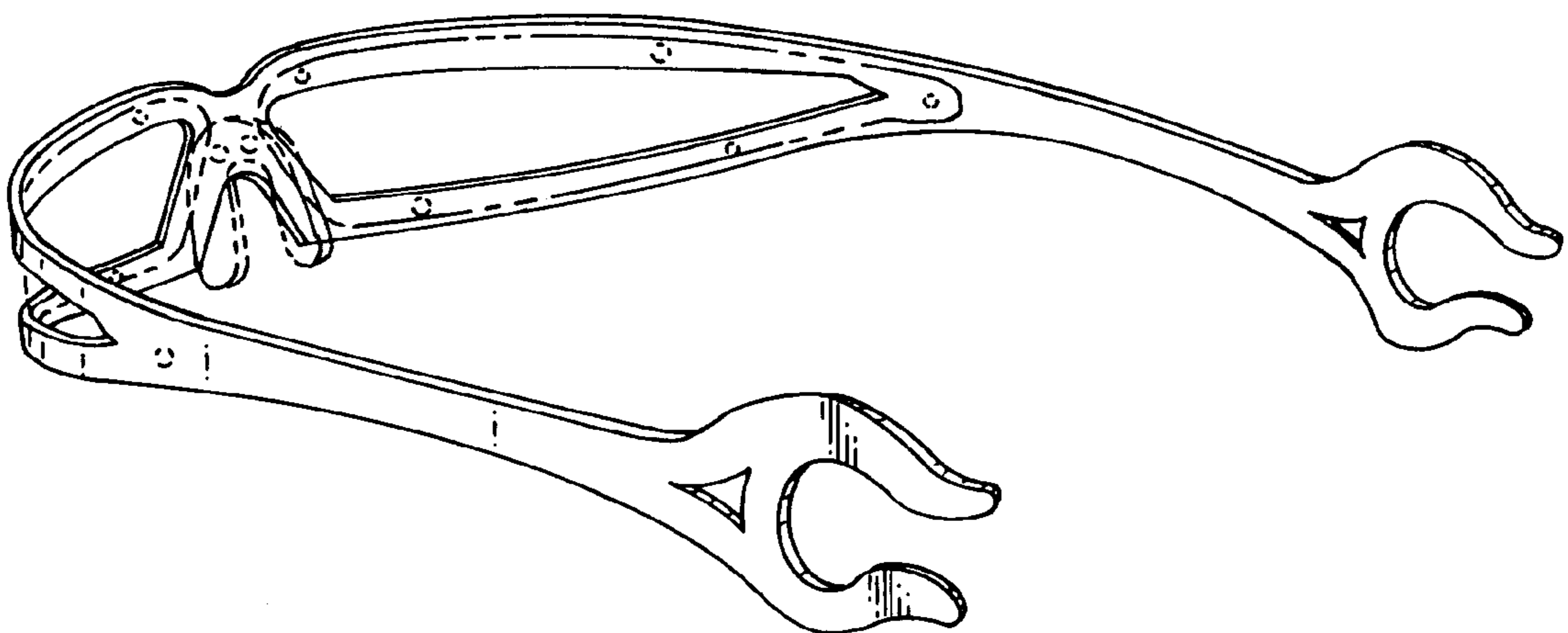


FIG.2