



US00D419151S

United States Patent [19]
Koedel

[11] **Patent Number: Des. 419,151**
[45] **Date of Patent: ** Jan. 18, 2000**

[54] **COMPACT DISC**
[76] Inventor: **Jurgen Koedel**, Eichborndamm 108,
Berlin, Germany, D-13403
[**] Term: **14 Years**
[21] Appl. No.: **29/080,884**
[22] Filed: **Dec. 18, 1997**
[51] **LOC (7) Cl.** **14-02**
[52] **U.S. Cl.** **D14/121**
[58] **Field of Search** D14/120, 121,
D14/136, 156, 164, 114; D21/324, 332;
242/348-348.4, 335; 360/132, 133, 135,
900; 206/307, 308.1, 308.2, 308.3; 369/275.1-275.4,
280, 281, 287, 288, 292

5,717,682 2/1998 Nomoto 369/275.4
5,852,598 12/1998 Wiest 369/291 X
5,882,555 3/1999 Rohde et al. 369/280 X

Primary Examiner—Prabhakar Deshmukh
Attorney, Agent, or Firm—Reed Smith Shaw & McClay
LLP

[57] **CLAIM**

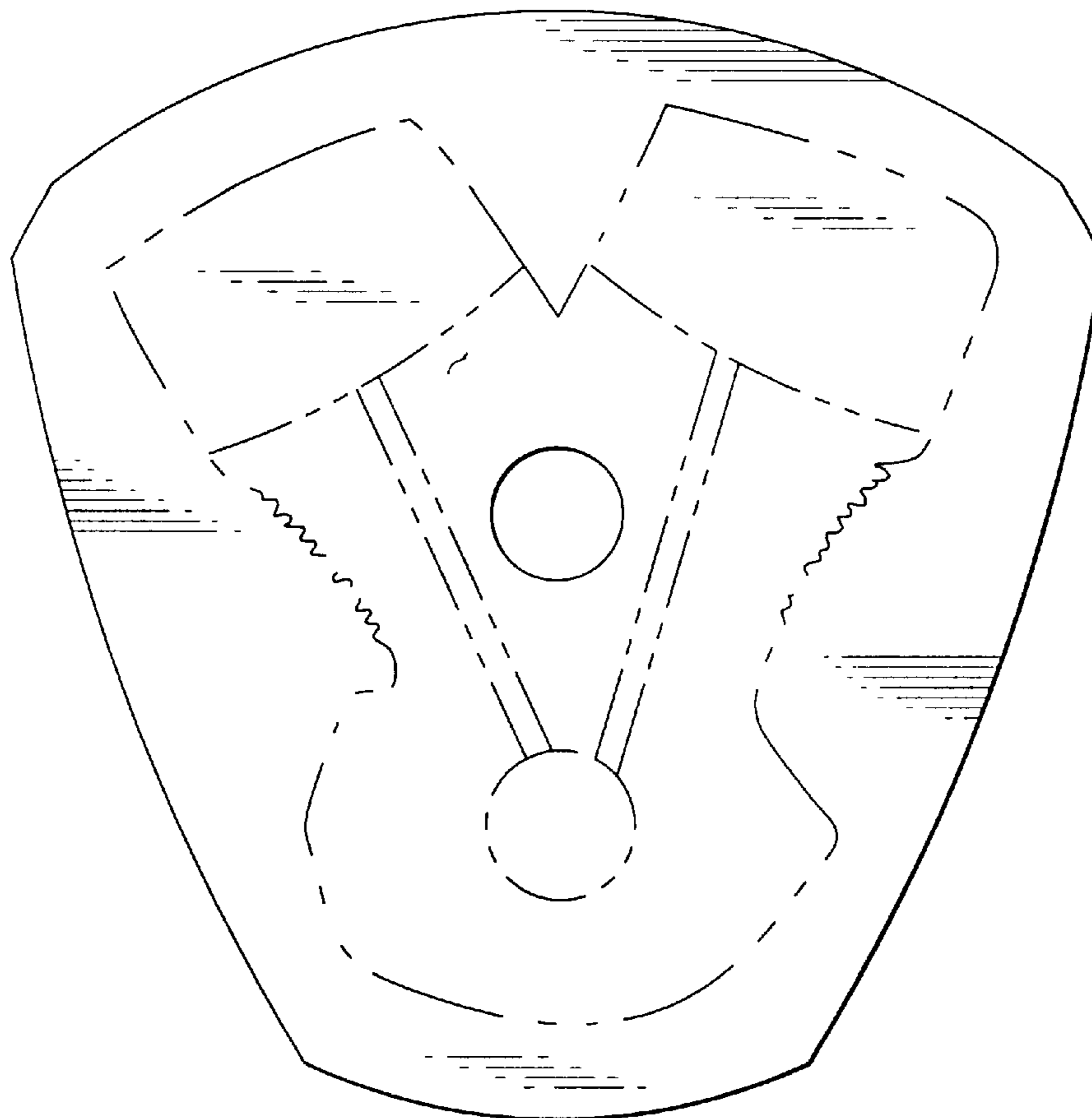
The ornamental design for a compact disc, as shown and described.

DESCRIPTION

FIG. 1 is a top view of a compact disc in accordance with the invention;
FIG. 2 is a bottom view of the compact disc shown in FIG. 1;
FIG. 3 is a front view of the compact disc shown in FIG. 1;
FIG. 4 is a rear view of the compact disc shown in FIG. 1;
FIG. 5 is a left side view of the compact disc shown in FIG. 1; and,
FIG. 6 is a right side view of the compact disc shown in FIG. 1.
The broken lines in FIG. 1 are for illustrative purposes only and forms no part of the claimed design.

[56] **References Cited**
U.S. PATENT DOCUMENTS
D. 193,785 10/1962 Campbell et al. D14/121
D. 231,470 4/1974 Klepa et al. D14/114
D. 394,648 5/1998 Rohde D14/121
3,495,839 2/1970 Kelly 369/280 X
4,091,454 5/1978 Kauffman 360/135
4,486,496 12/1984 Dezawa et al. 360/135 X
5,043,974 8/1991 Nakagawa 369/291

1 Claim, 2 Drawing Sheets



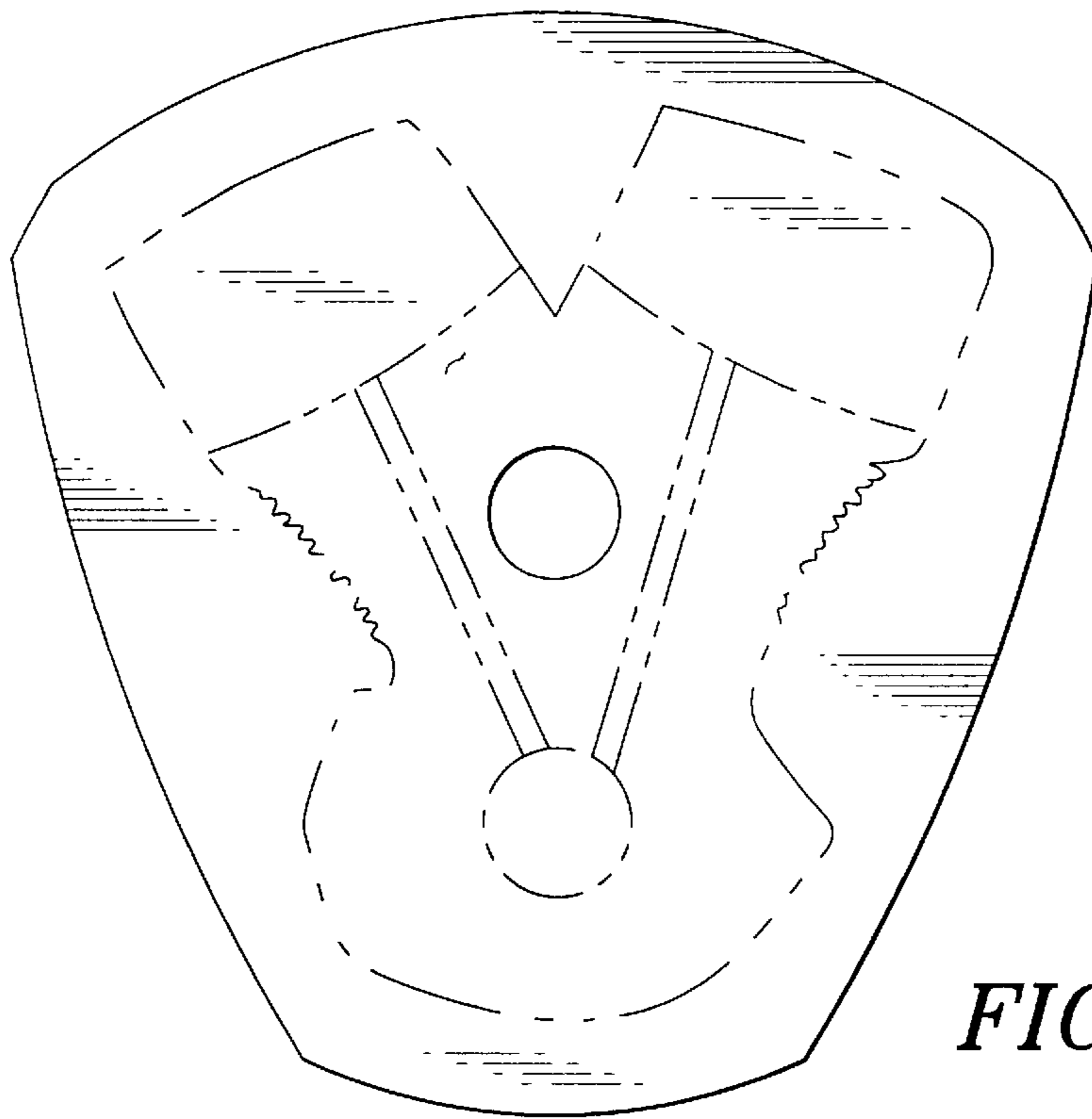


FIG. 1

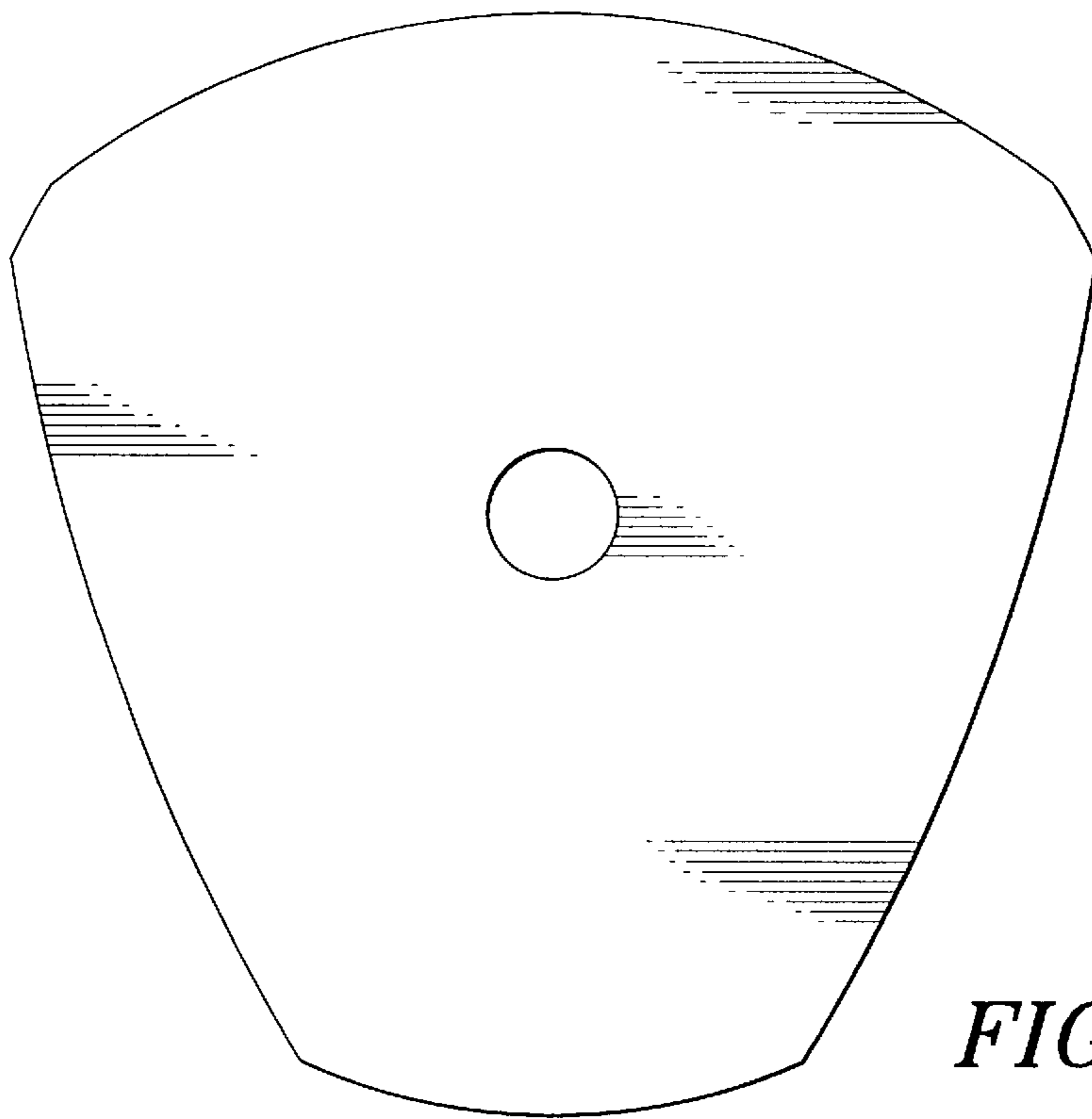


FIG. 2




FIG. 3



FIG. 4



FIG. 5



FIG. 6