



US00D419117S

**United States Patent** [19]  
**Ratliff, Jr.**

[11] **Patent Number: Des. 419,117**  
[45] **Date of Patent: \*\* Jan. 18, 2000**

[54] **TIRE TREAD**

[75] Inventor: **Billy Joe Ratliff, Jr., Akron, Ohio**

[73] Assignee: **The Goodyear Tire & Rubber Company, Akron, Ohio**

[\*\*] Term: **14 Years**

[21] Appl. No.: **29/098,818**

[22] Filed: **Jan. 6, 1999**

[51] **LOC (7) Cl. .... 12-15**

[52] **U.S. Cl. .... D12/147; D12/138**

[58] **Field of Search .... D12/136-152;**  
152/209.1, 209.8, 209.9, 209.11, 209.13,  
209.16, 209.18, 209.19, 209.28, 901, 902,  
903

[56] **References Cited**

**U.S. PATENT DOCUMENTS**

- D. 168,364 12/1952 Martin .
- D. 309,442 7/1990 Okada .
- D. 316,991 5/1991 Graas .
- D. 328,582 8/1992 Covert et al. .... D12/147
- D. 329,627 9/1992 Attinello et al. .

- D. 335,848 5/1993 Maxwell et al. .
- D. 338,857 8/1993 Maxwell et al. .
- D. 380,426 7/1997 Johenning et al. .
- D. 385,521 10/1997 Ratliff, Jr. .... D12/147
- D. 388,029 12/1997 Ratliff, Jr. .
- D. 402,945 12/1998 Maxwell et al. .... D12/147

*Primary Examiner*—Robert M. Spear  
*Attorney, Agent, or Firm*—T P Lewandowski

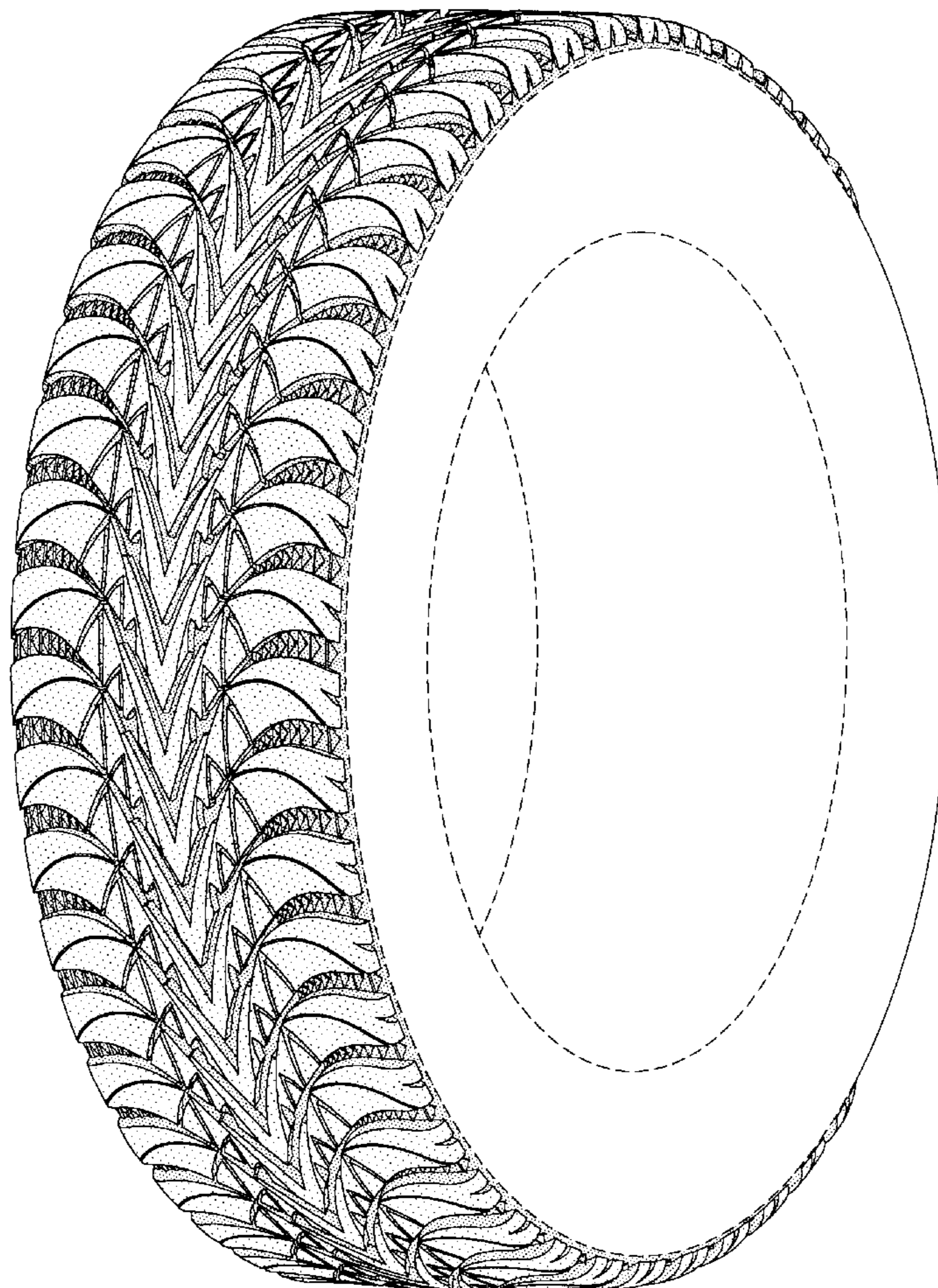
[57] **CLAIM**

The ornamental design for a tire tread, as shown and described.

**DESCRIPTION**

FIG. 1 is a perspective view of a tire tread showing our new design, it being understood that the pattern repeats uniformly throughout the circumference of the tread;  
FIG. 2 is a front elevational view thereof; and,  
FIG. 3 is a side elevational view thereof, the opposite side elevational view being identical thereto.  
In the drawings, the broken lines defining the inner bead of the sidewall and the peripheral boundary between the tire tread and the sidewall are for illustrative purposes only and form no part of the claimed design.

**1 Claim, 3 Drawing Sheets**



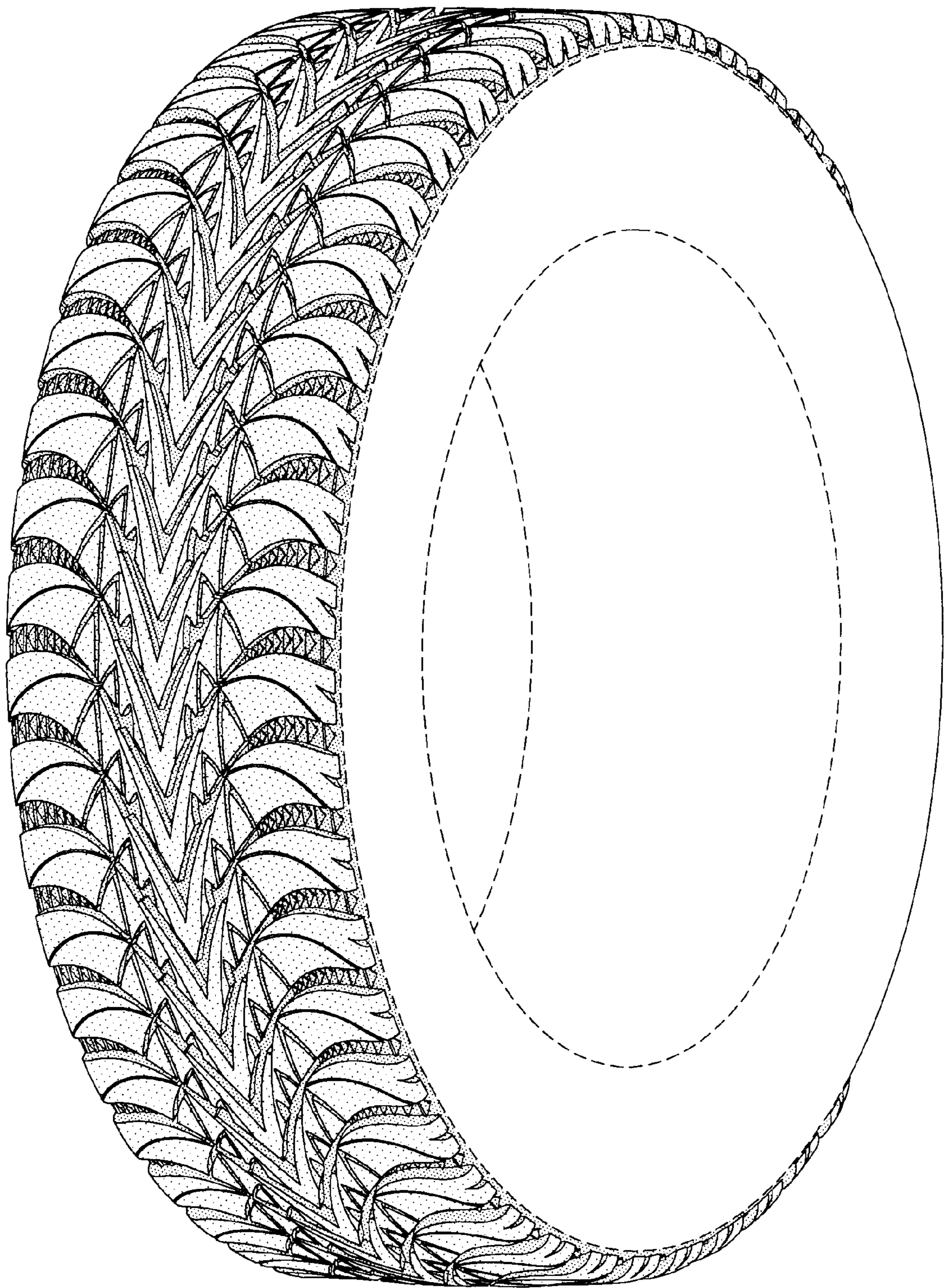


FIG-1




FIG-2

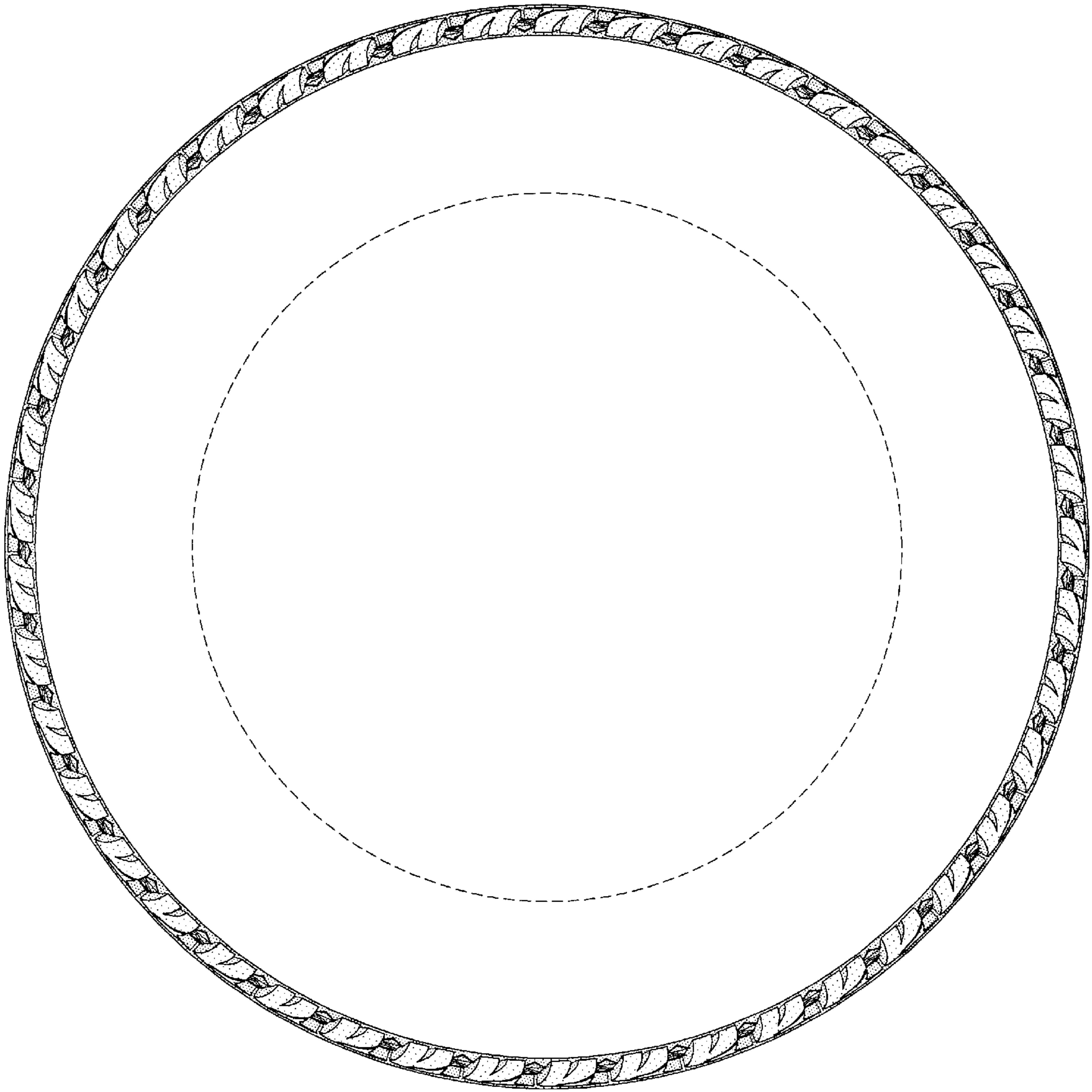


FIG-3