



US00D419079S

United States Patent [19]
Rodkey

[11] **Patent Number: Des. 419,079**
[45] **Date of Patent: ** Jan. 18, 2000**

[54] **WATCH BRACELET**
[76] **Inventor: Sandra L. Rodkey**, 11826 N. College
Lot 208, Kansas City, Mo. 64156
[**] **Term: 14 Years**
[21] **Appl. No.: 29/101,192**
[22] **Filed: Feb. 26, 1999**
[51] **LOC (7) Cl. 10-02**
[52] **U.S. Cl. D10/31; D10/32**
[58] **Field of Search D10/1-40, 122-132;**
D11/3-25; 368/280-282, 276-277, 28-30,
285, 10, 239-242, 82-84, 41-44; 63/1.1,
3, 5, 11

4,991,337 2/1991 Solon .
4,993,004 2/1991 Loizeaux 368/107
5,092,067 3/1992 Prout .
5,238,969 2/1994 Weiss .
5,311,689 5/1994 Lindsey .
5,343,608 9/1994 MacDonald .
5,499,468 3/1996 Henry .
5,740,623 4/1998 Juhan et al. .
5,877,742 3/1999 Klink 368/10 X

Primary Examiner—Nelson C. Holtje
Attorney, Agent, or Firm—Kenneth L Tolar

[57] **CLAIM**


An ornamental design for a watch bracelet, as shown.

DESCRIPTION

FIG. 1 is a top view of the bracelet according to the present invention with the watch in an open position.
FIG. 2 is a top view of the bracelet with the watch in a closed position.
FIG. 3 is a side view of the bracelet with the watch in a closed position, the opposing side being a mirror image thereof.
FIG. 4 is a bottom view of the bracelet.
FIG. 5 is an end view of the bracelet, the opposing end being a mirror image thereof; and,
FIG. 6 is a perspective view of the bracelet.
The broken line showing of indicia is for illustrative purposes only and forms no part of the claimed design.

[56] **References Cited**
U.S. PATENT DOCUMENTS
D. 225,668 7/1998 Sidders et al. .
D. 262,527 1/1982 Goldberg D11/2
D. 299,911 2/1989 Selke .
D. 334,150 3/1993 Cuddeback et al. .
D. 350,078 8/1994 Isroff .
D. 362,809 10/1995 Sigmund D10/38
D. 368,231 3/1996 McFadden .
D. 373,324 9/1996 Harrell .
4,154,011 5/1979 Rakestraw et al. .
4,199,882 4/1980 Clayman .
4,226,036 10/1980 Krug .
4,616,436 10/1986 De Voskin .
4,956,931 9/1990 Selke .

1 Claim, 2 Drawing Sheets



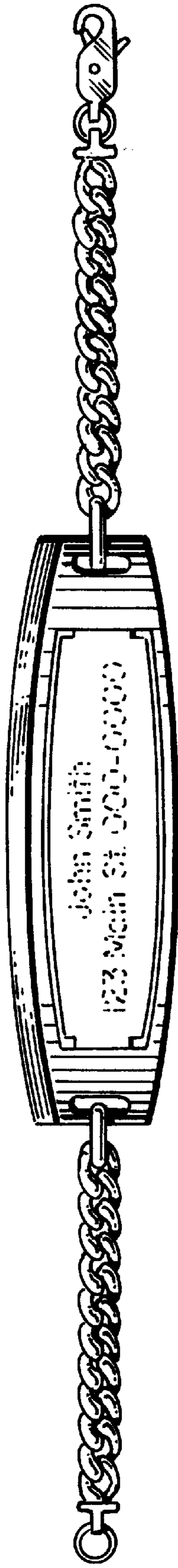


FIG. 1.

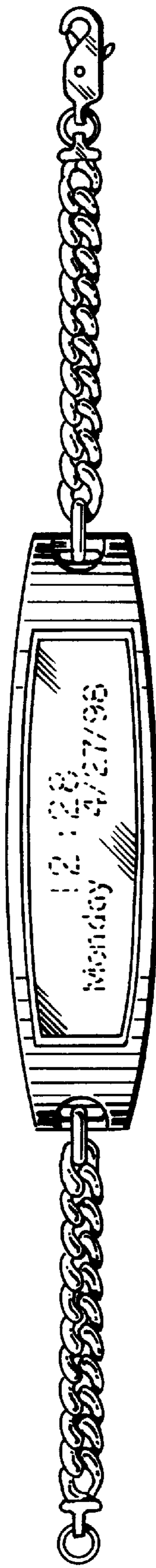


FIG. 2.



FIG. 3.

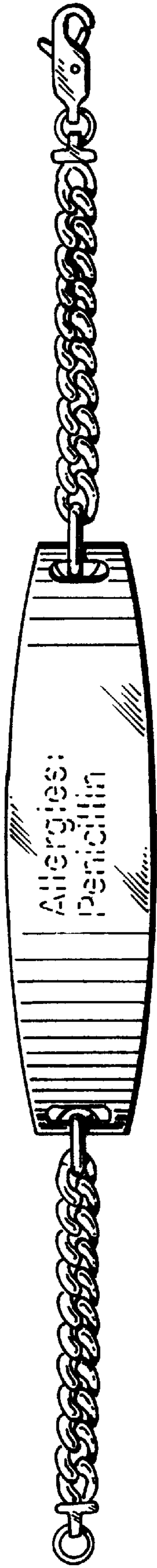


FIG. 4.

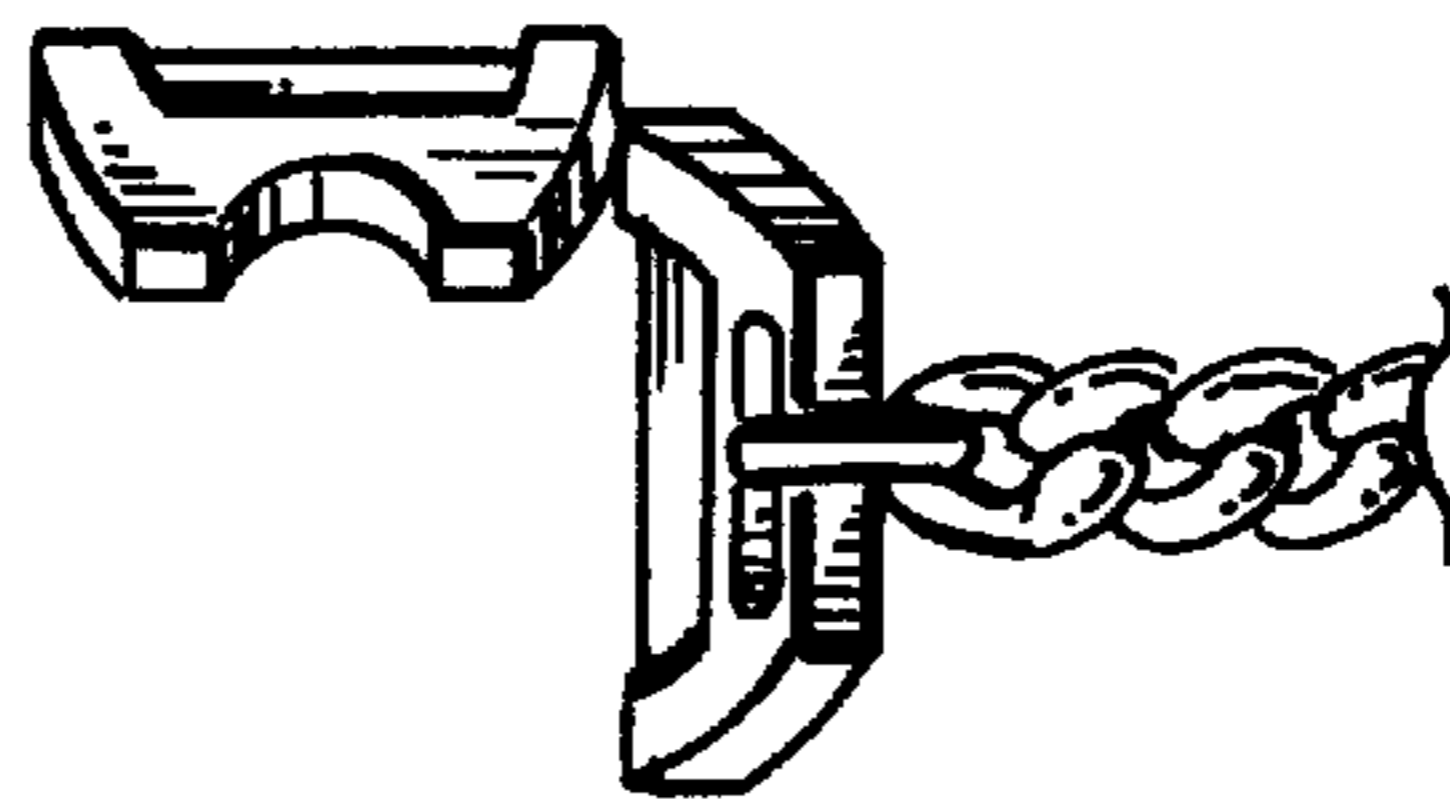


FIG. 5.




FIG. 6.