



US00D419043S

**United States Patent** [19]  
**Staton**

[11] **Patent Number: Des. 419,043**

[45] **Date of Patent: \*\* Jan. 18, 2000**

[54] **PRUNER**

[75] Inventor: **John Staton**, Bristol, Conn.

[73] Assignee: **The Stanley Works**, New Britain, Conn.

[\*] Notice: This patent is subject to a terminal disclaimer.

[\*\*] Term: **14 Years**

[21] Appl. No.: **29/092,228**

[22] Filed: **Aug. 14, 1998**

[51] **LOC (7) Cl.** ..... **08-05**

[52] **U.S. Cl.** ..... **D8/5**

[58] **Field of Search** ..... D8/4; 30/261-262, 30/252-253

[56] **References Cited**

**U.S. PATENT DOCUMENTS**

D. 342,652 12/1993 Wensley et al. .... D8/5

D. 377,588 1/1997 Birkholz ..... D8/5  
D. 380,358 7/1997 Wu ..... D8/5  
D. 393,189 4/1998 Spear et al. .... D8/5

*Primary Examiner*—Holly Baynham  
*Attorney, Agent, or Firm*—Pillsbury Madison & Sutro LLP

[57] **CLAIM**

The ornamental design for a pruner, as shown and described.

**DESCRIPTION**

FIG. 1 is a perspective view of a pruner showing my new design, looking somewhat downwardly on the left hand side thereof;

FIG. 2 is a top plan view thereof;

FIG. 3 is a right side elevational view thereof;

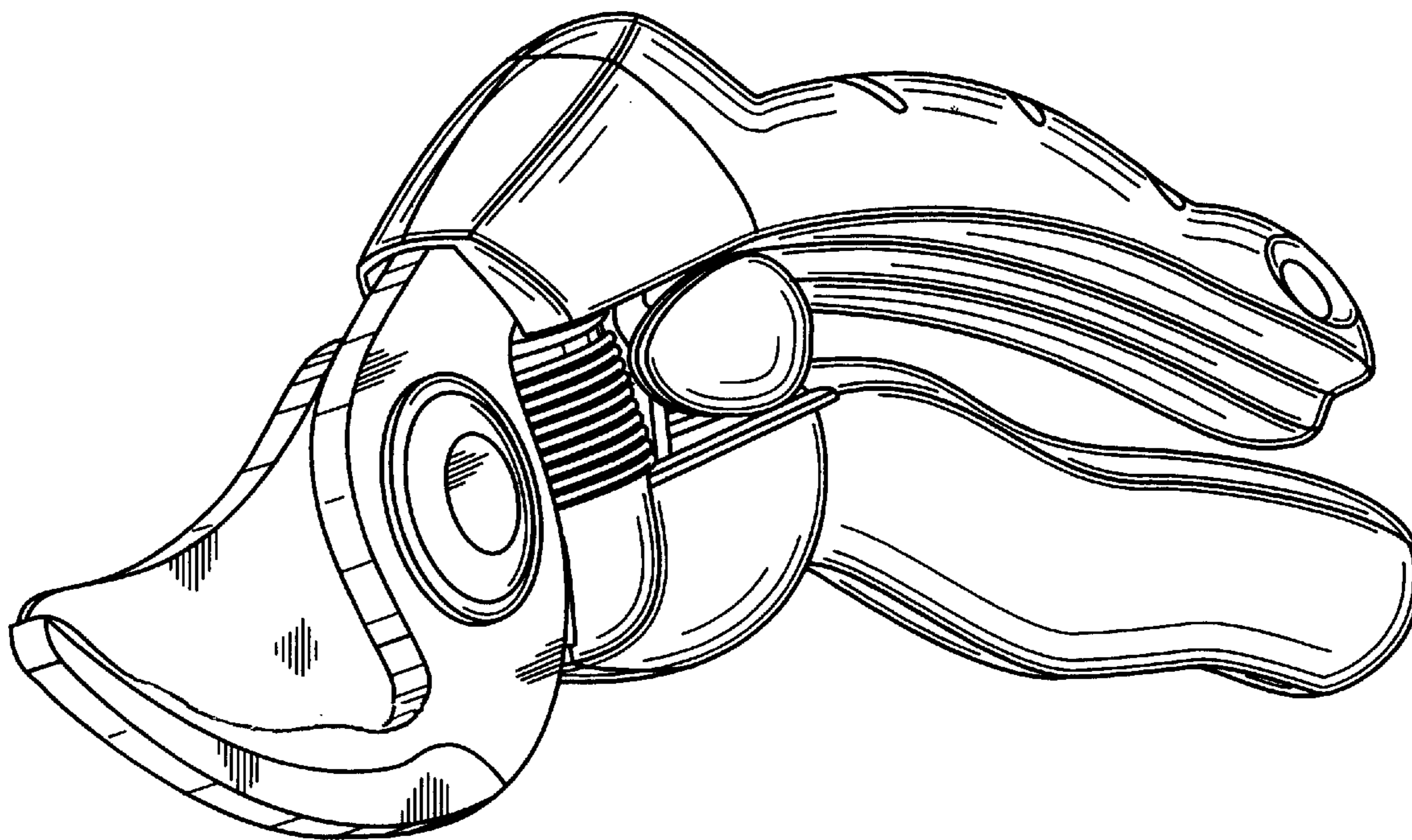
FIG. 4 is a left side elevational view thereof;

FIG. 5 is a bottom plan view thereof;

FIG. 6 is a rear elevational view thereof; and,

FIG. 7 is a front elevational view thereof.

**1 Claim, 4 Drawing Sheets**






FIG. 1

FIG. 2

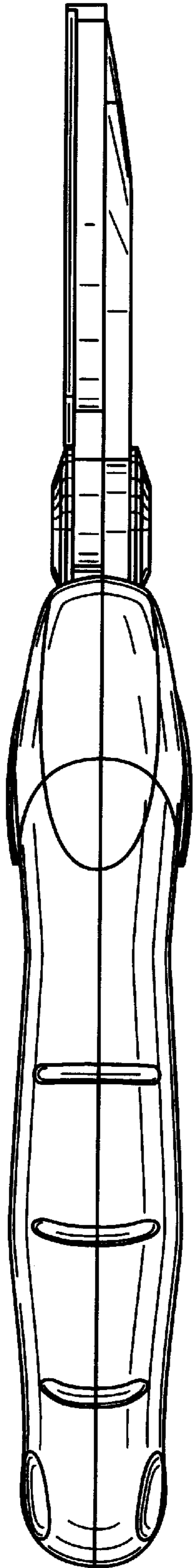


FIG. 3

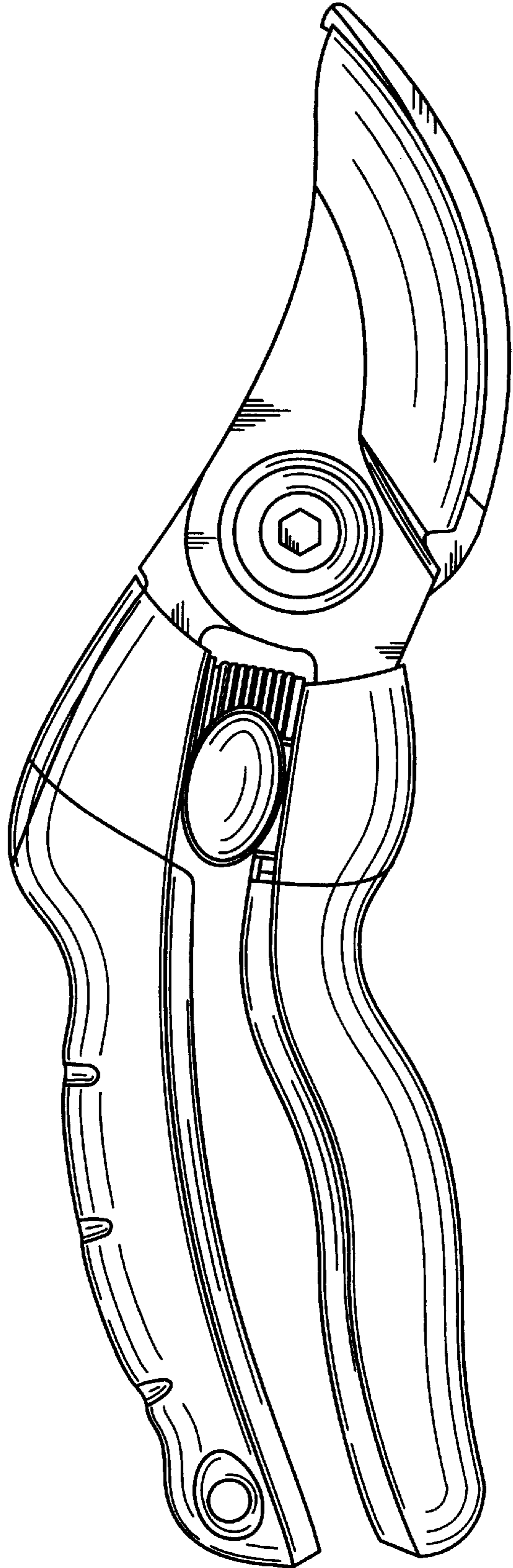


FIG. 4  
(SUBSTITUTE)

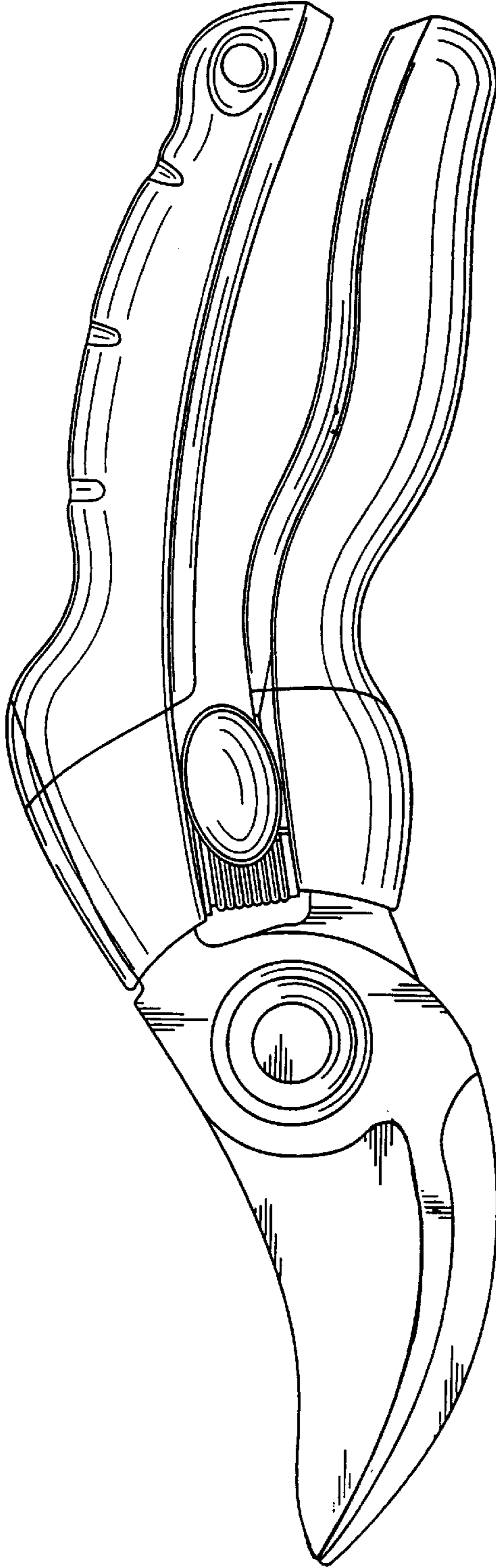


FIG. 5

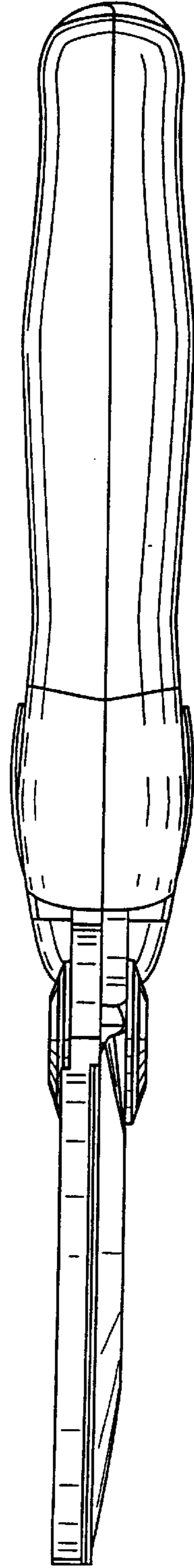


FIG. 6

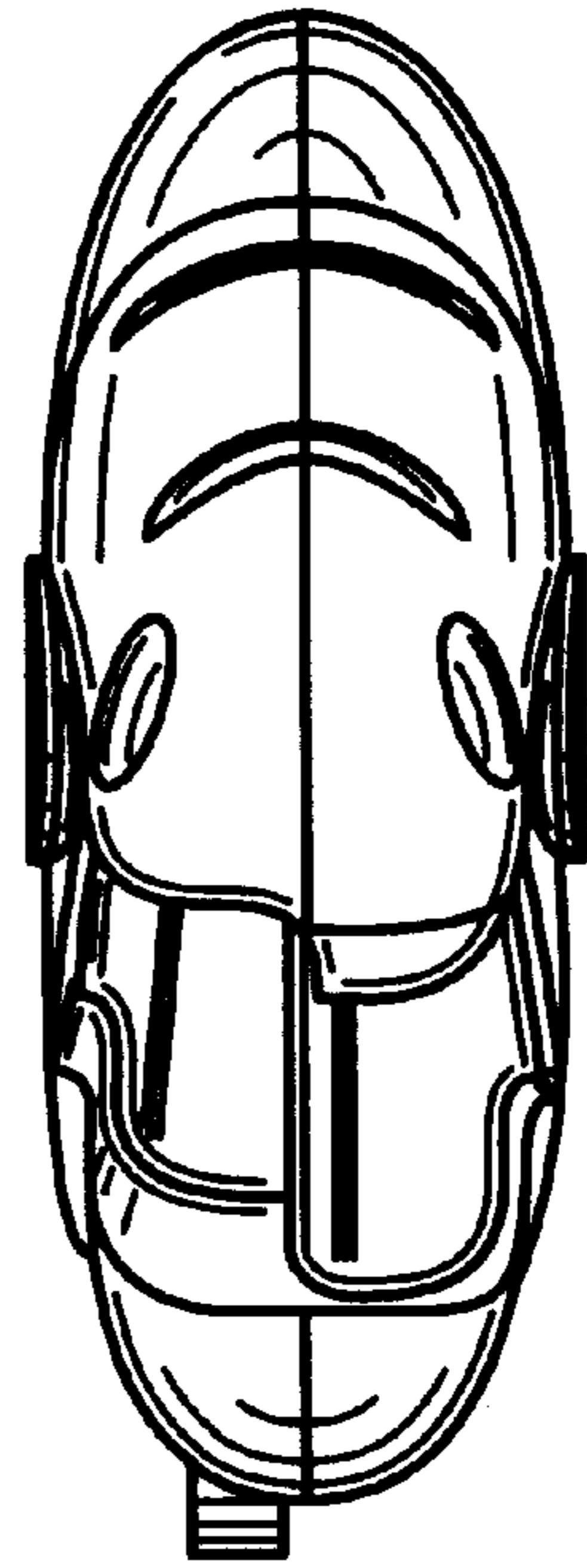


FIG. 7

