



US00D419040S

# United States Patent [19] Rimback

[11] Patent Number: **Des. 419,040**

[45] Date of Patent: **\*\* Jan. 18, 2000**

[54] **ICE CREAM SCOOP HANDLE**

[75] Inventor: **Peter Rimback**, S. Euclid, Ohio

[73] Assignee: **Hanover Catalog Holdings, Inc.**,  
Weehawken, N.J.

[\*\*] Term: **14 Years**

[21] Appl. No.: **29/104,268**

[22] Filed: **Apr. 30, 1999**

### Related U.S. Application Data

[63] Continuation-in-part of application No. 29/090,183, Jul. 1, 1998.

[51] **LOC (7) Cl.** ..... **07-99**

[52] **U.S. Cl.** ..... **D7/681**

[58] **Field of Search** ..... D7/681, 646, 691,  
D7/692, 393-395; 30/324; 294/55; 425/276,  
279, 283, DIG. 13; 16/110 R, 110.5, 116 R

### [56] References Cited

#### U.S. PATENT DOCUMENTS

D. 184,076	12/1958	Wheaton	.....	D7/681
D. 294,101	2/1988	Steinko	.	
D. 305,852	2/1990	Clement et al.	.....	D7/681
D. 318,988	8/1991	Antonacci	.....	D7/681
D. 329,784	9/1992	Wong	.....	D7/681
D. 332,378	1/1993	Thomas et al.	.....	D7/681
D. 335,070	4/1993	Empie	.....	D7/681
D. 371,284	7/1996	Reinier et al.	.....	D7/681

D. 390,758	2/1998	Henry et al.	.....	D7/681
D. 391,811	3/1998	Molo et al.	.....	D7/681
4,392,806	7/1983	Laurent	.....	425/286
4,699,582	10/1987	Chen	.....	425/187
5,000,672	3/1991	Halimi	.....	425/279
5,131,832	7/1992	Budreau	.....	425/277
5,368,465	11/1994	Wanderer	.....	425/187

*Primary Examiner*—Terry A. Wallace  
*Attorney, Agent, or Firm*—Thompson Hine & Flory LLP

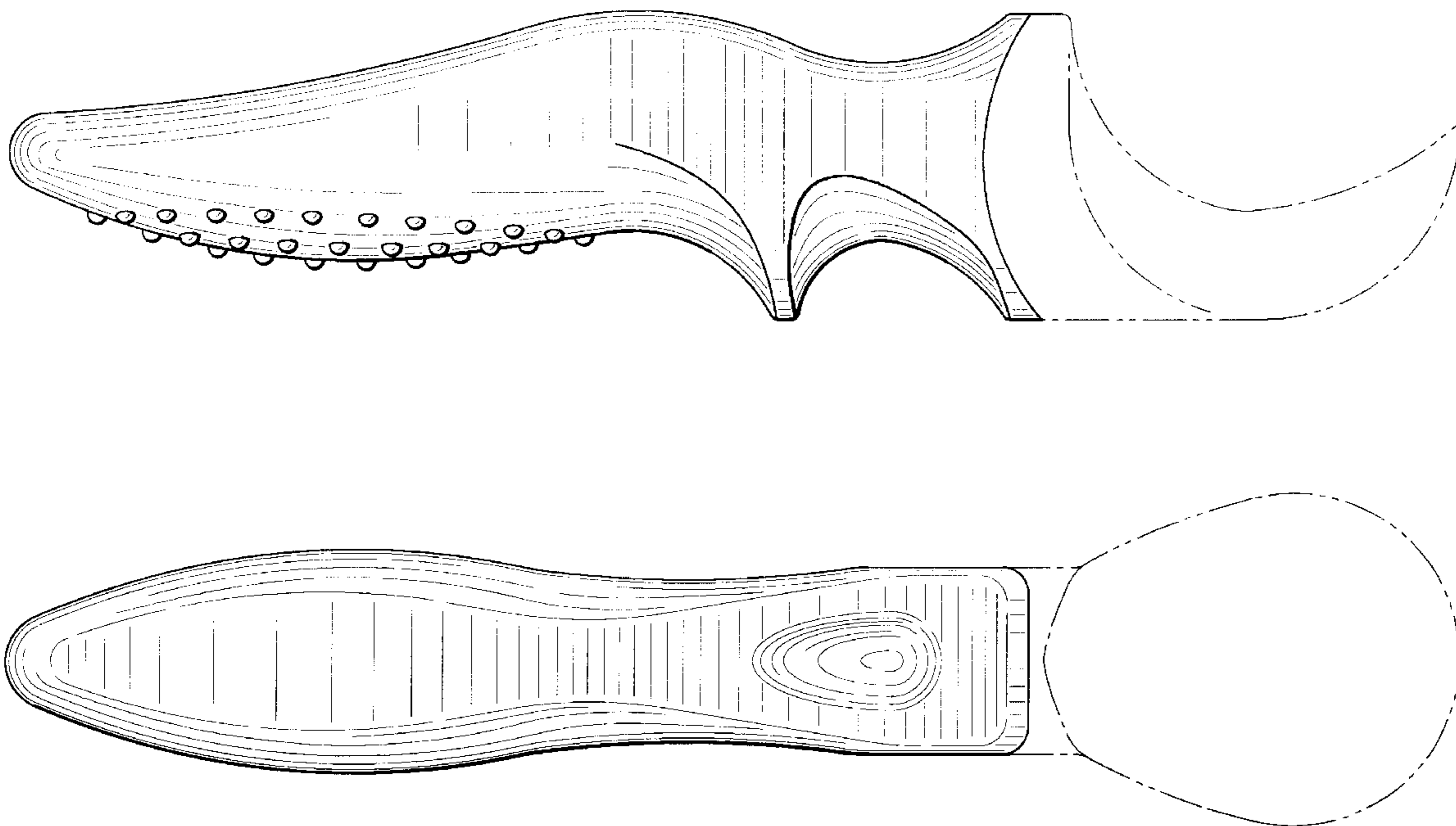
### [57] CLAIM

The ornamental design for an ice cream scoop handle, as shown described.

### DESCRIPTION

FIG. 1 is a side view of the ice cream scoop handle bearing the ornamental design of the invention;  
 FIG. 2 is a top view of the ice cream scoop handle bearing the ornamental design of the invention;  
 FIG. 3 is a bottom view of the ice cream scoop handle bearing the ornamental design of the invention;  
 FIG. 4 is a front view of the ice cream scoop handle (taken along lines 4—4 of FIG. 3) bearing the ornamental design of the invention;  
 FIG. 5 is a rear view of the ice cream scoop handle bearing the ornamental design of the invention; and,  
 FIG. 6 is a perspective view of the ice cream scoop handle bearing the ornamental design of the invention.  
 The broken lines showing the bowl or scoop portion of the ice cream scoop in FIGS. 1, 2, 3, 5 and 6 are for illustrative purposes only and form no part of the claimed design.

**1 Claim, 3 Drawing Sheets**



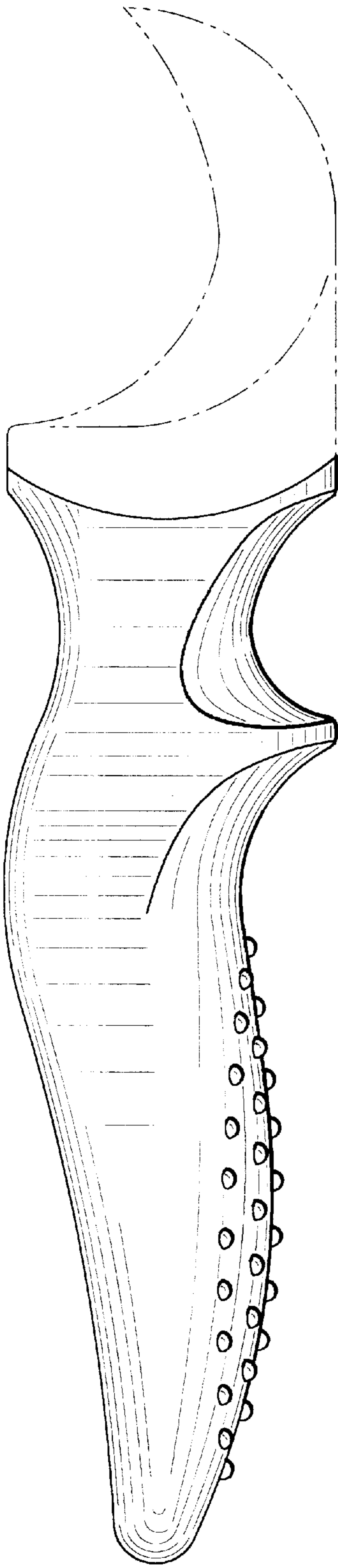


FIG. 1

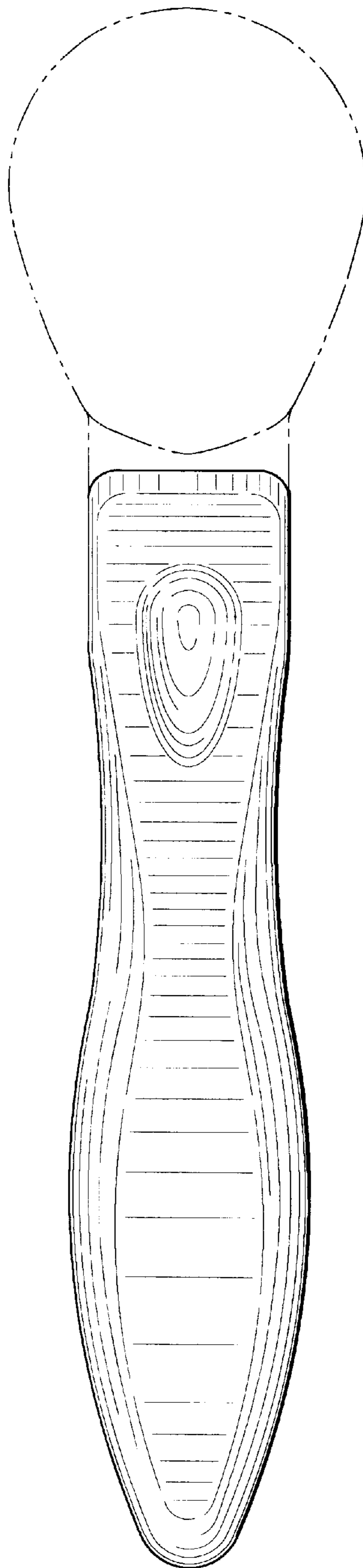


FIG. 2

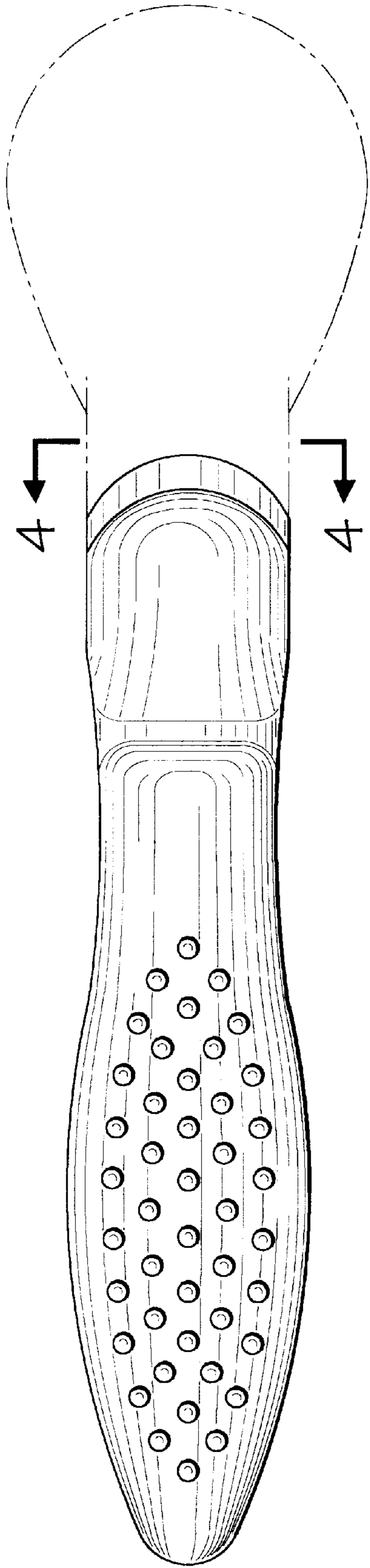


FIG. 3

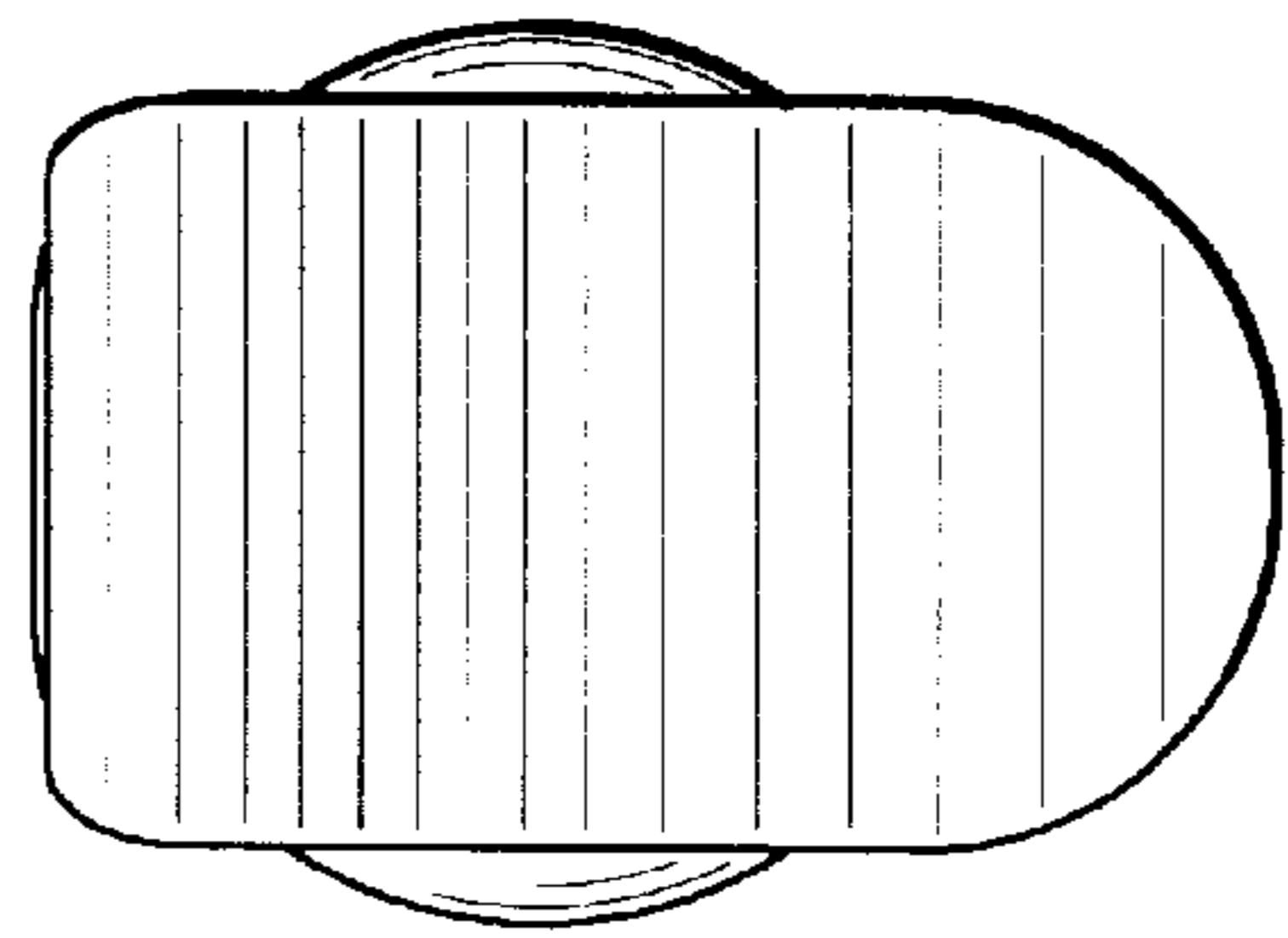


FIG. 4

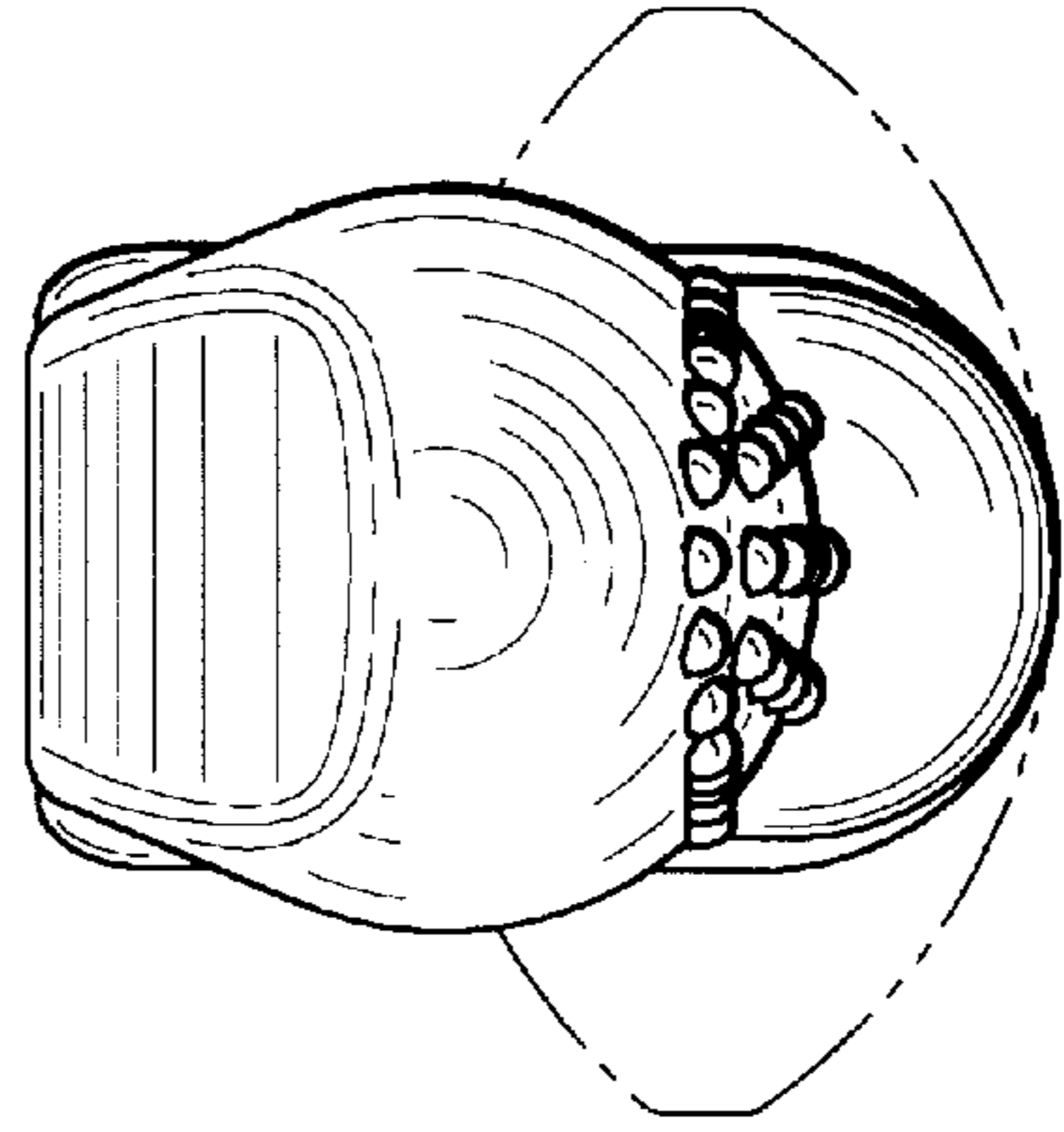


FIG. 5

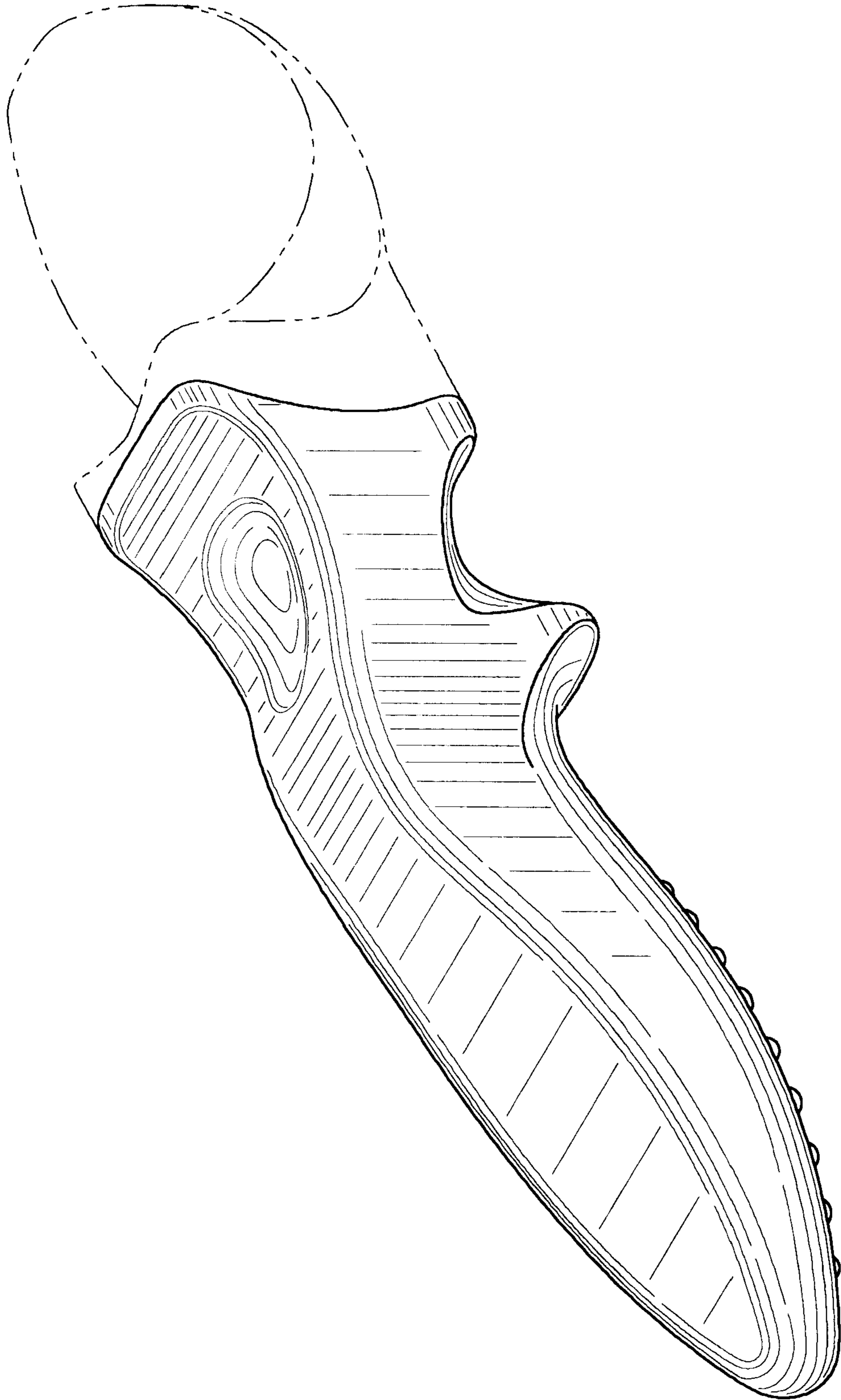


FIG. 6