



US00D418998S

**United States Patent** [19]  
**Glassenberg**

[11] **Patent Number: Des. 418,998**  
[45] **Date of Patent: \*\* Jan. 18, 2000**

[54] **RACK**

[76] **Inventor: Marvin Glassenberg, 6857 N. Francisco, Chicago, Ill. 60645**

[\*\*] **Term: 14 Years**

[21] **Appl. No.: 29/097,807**

[22] **Filed: Dec. 14, 1998**

[51] **LOC (7) Cl. .... 06-04**

[52] **U.S. Cl. .... D6/458**

[58] **Field of Search ..... D6/455-465; D34/21; 211/181.1, 182, 133.2, 126.9, 126.15**

[56] **References Cited**

**U.S. PATENT DOCUMENTS**

- D. 190,107 4/1961 Glaser ..... D6/458
- D. 239,579 4/1976 Taub ..... D6/458

- D. 303,444 9/1989 Yoshikawa ..... D34/21
- D. 314,294 2/1991 Axhamre ..... D6/458
- D. 411,045 6/1999 Morandi ..... D34/21
- 5,810,179 9/1998 Kleiman ..... 211/126.15

*Primary Examiner—Doris V. Coles*  
*Assistant Examiner—Linda Brooks*

[57] **CLAIM**

The ornamental design for a rack, as shown and described.

**DESCRIPTION**

FIG. 1 is an isometric view of a rack showing my new design;  
FIG. 2 is a top plan view thereof; and,  
FIG. 3 is a side elevational view thereof, the other three sides being the same.

**1 Claim, 3 Drawing Sheets**

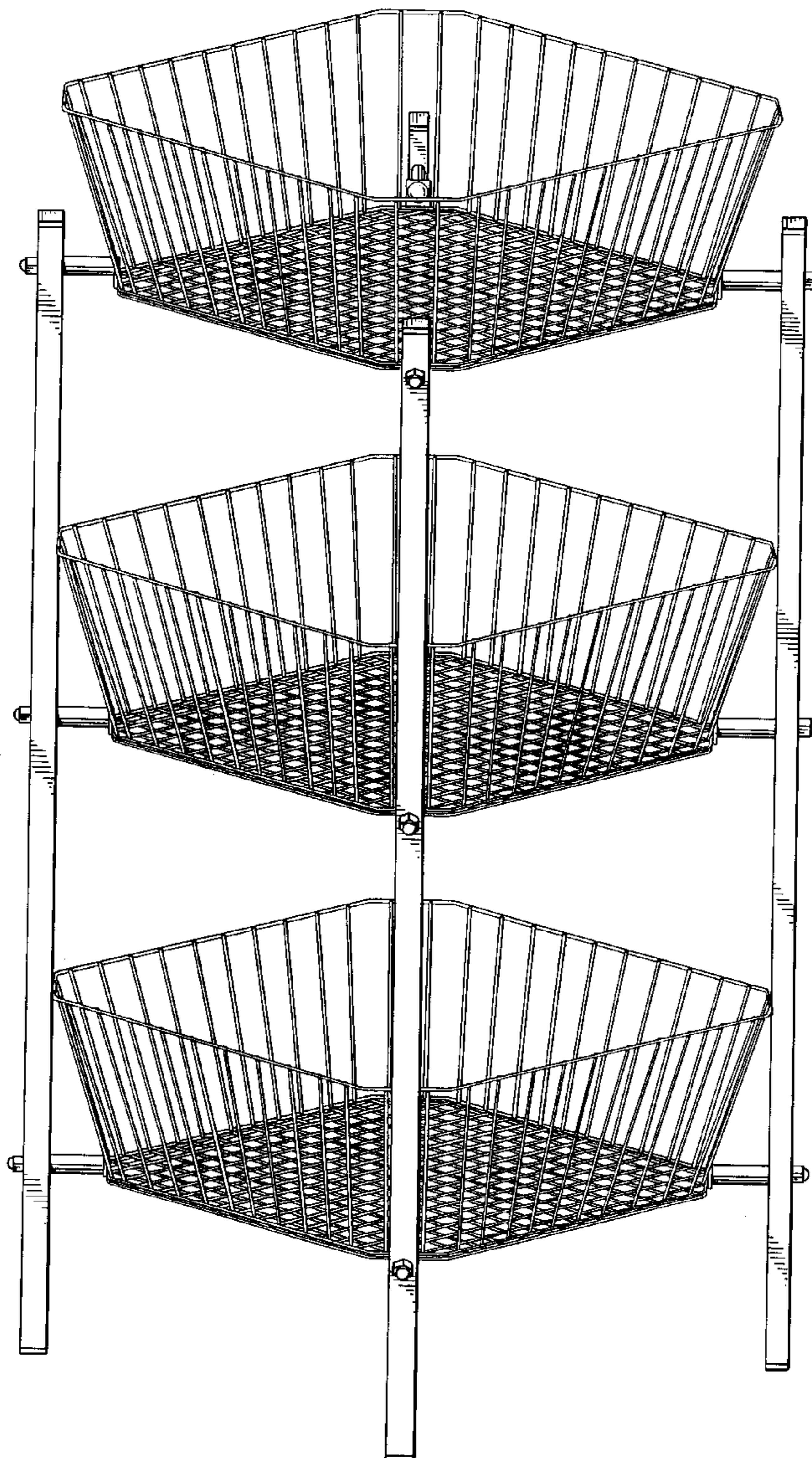


FIG. 1

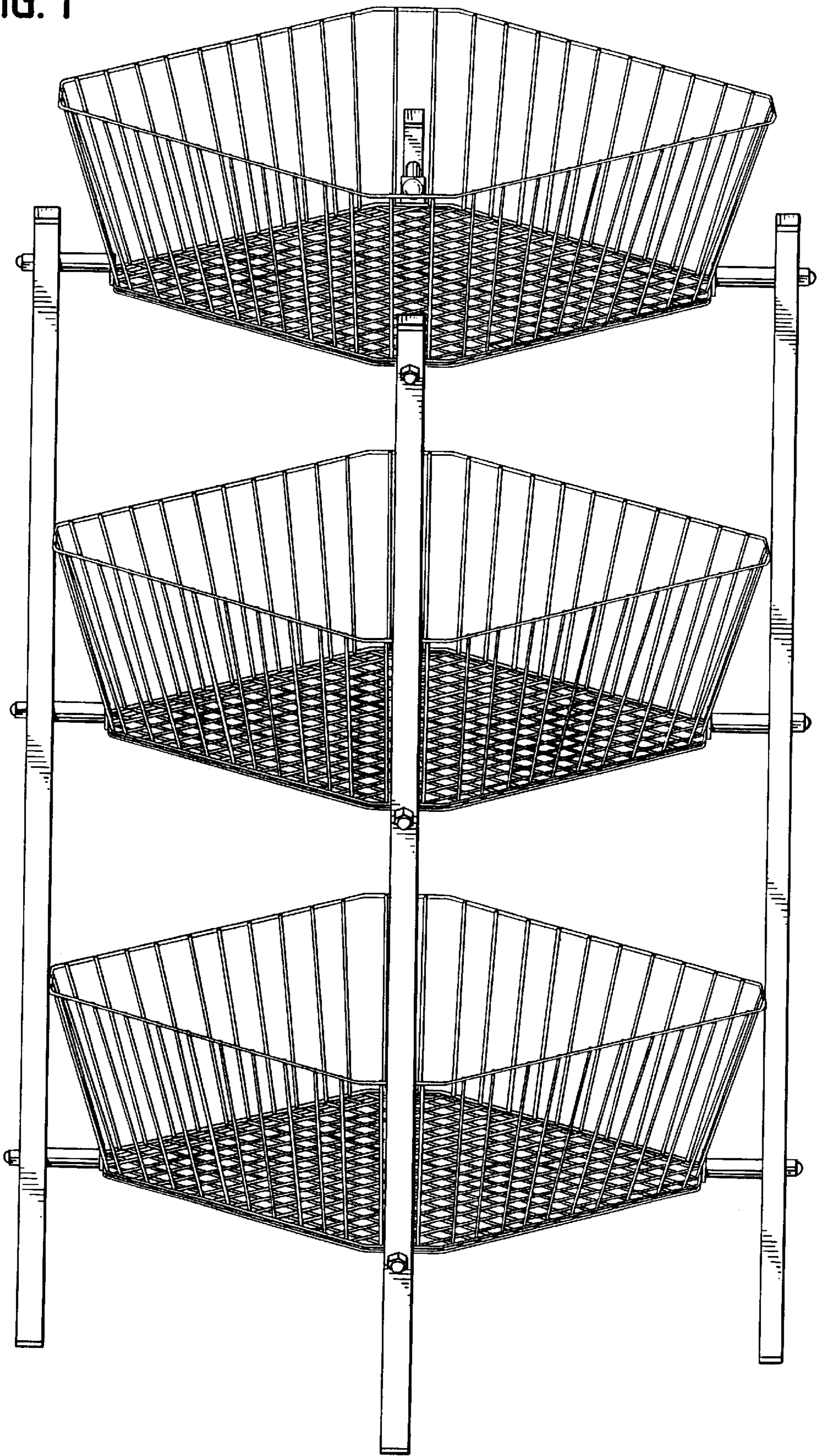


FIG. 2

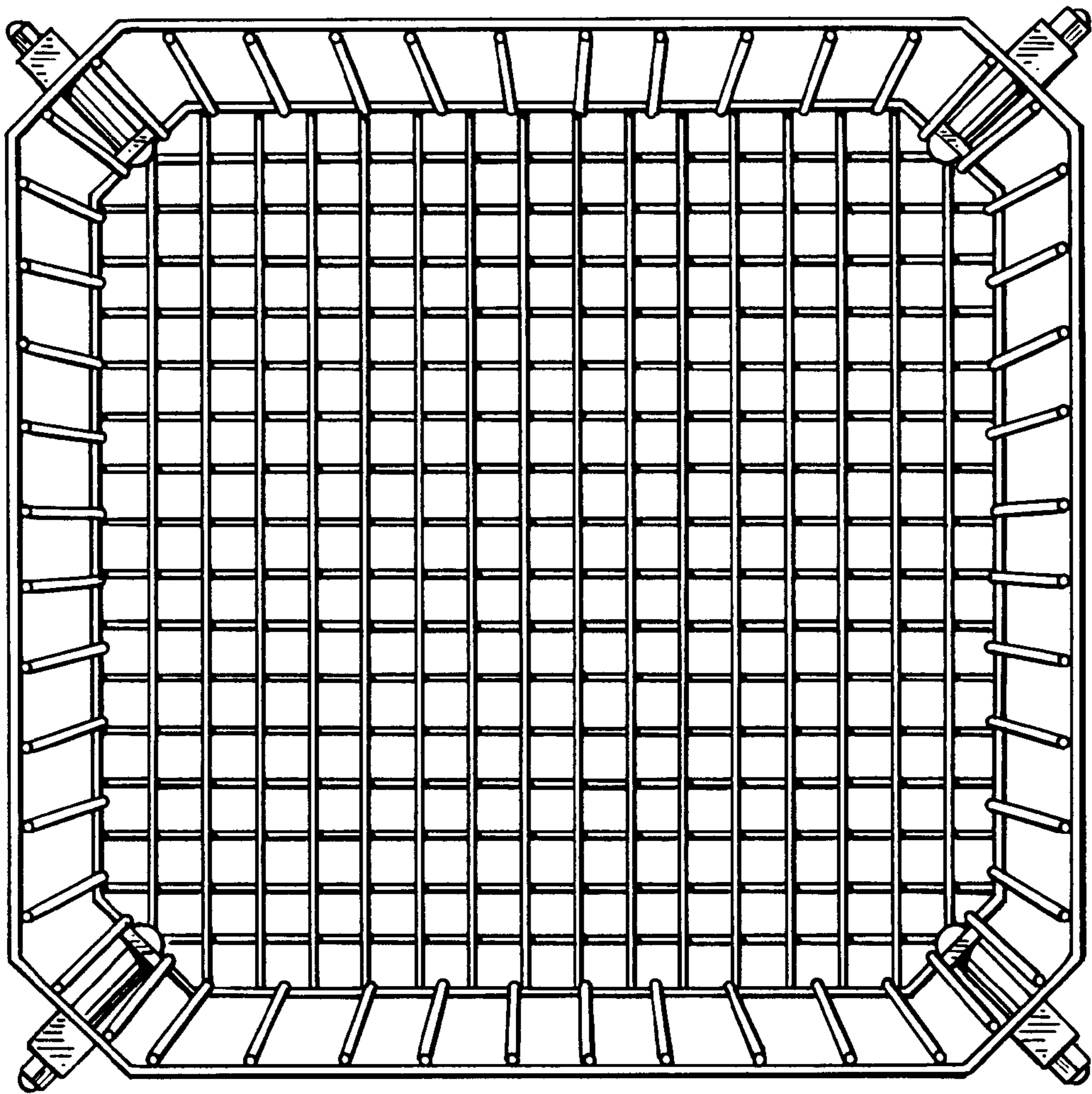


FIG. 3

