



US00D418985S

United States Patent [19]
Van Rhienen

[11] **Patent Number: Des. 418,985**
[45] **Date of Patent: ** Jan. 18, 2000**

[54] **COAT HANGER**

[75] Inventor: **Alphons Van Rhienen**, Schoten,
Belgium

[73] Assignee: **Euro United Corporation**, Oakville,
Canada

[**] Term: **14 Years**

[21] Appl. No.: **29/102,902**

[22] Filed: **Apr. 2, 1999**

[30] **Foreign Application Priority Data**

Feb. 16, 1999 [CA] Canada 1999-0419

[51] **LOC (7) Cl.** **06-08**

[52] **U.S. Cl.** **D6/319; D6/317**

[58] **Field of Search** 223/85, 87-89,
223/91-94, 96; D6/315, 317-9, 326; 211/113,
119

[56] **References Cited**

U.S. PATENT DOCUMENTS

D. 330,635 11/1992 Licari D6/317

D. 340,137 10/1993 Tocci D6/319
D. 353,944 1/1995 Goodman et al. D6/317
D. 405,343 2/1999 Oberdorf D6/319
2,385,588 9/1945 Schneider .
2,641,392 6/1953 Smith .

Primary Examiner—B. J. Bullock
Attorney, Agent, or Firm—Barrigar & Moss

[57] **CLAIM**

The ornamental design for a coat hanger, as shown and described.

DESCRIPTION

FIG. 1 is a perspective view of the design;
FIG. 2 is a top view of the design;
FIG. 3 is a bottom view of the design;
FIG. 4 is a side elevation view of the design, the side opposite being a mirror image thereof;
FIG. 5 is a left end view of the design; and,
FIG. 6 is a right end view of the design.

1 Claim, 2 Drawing Sheets

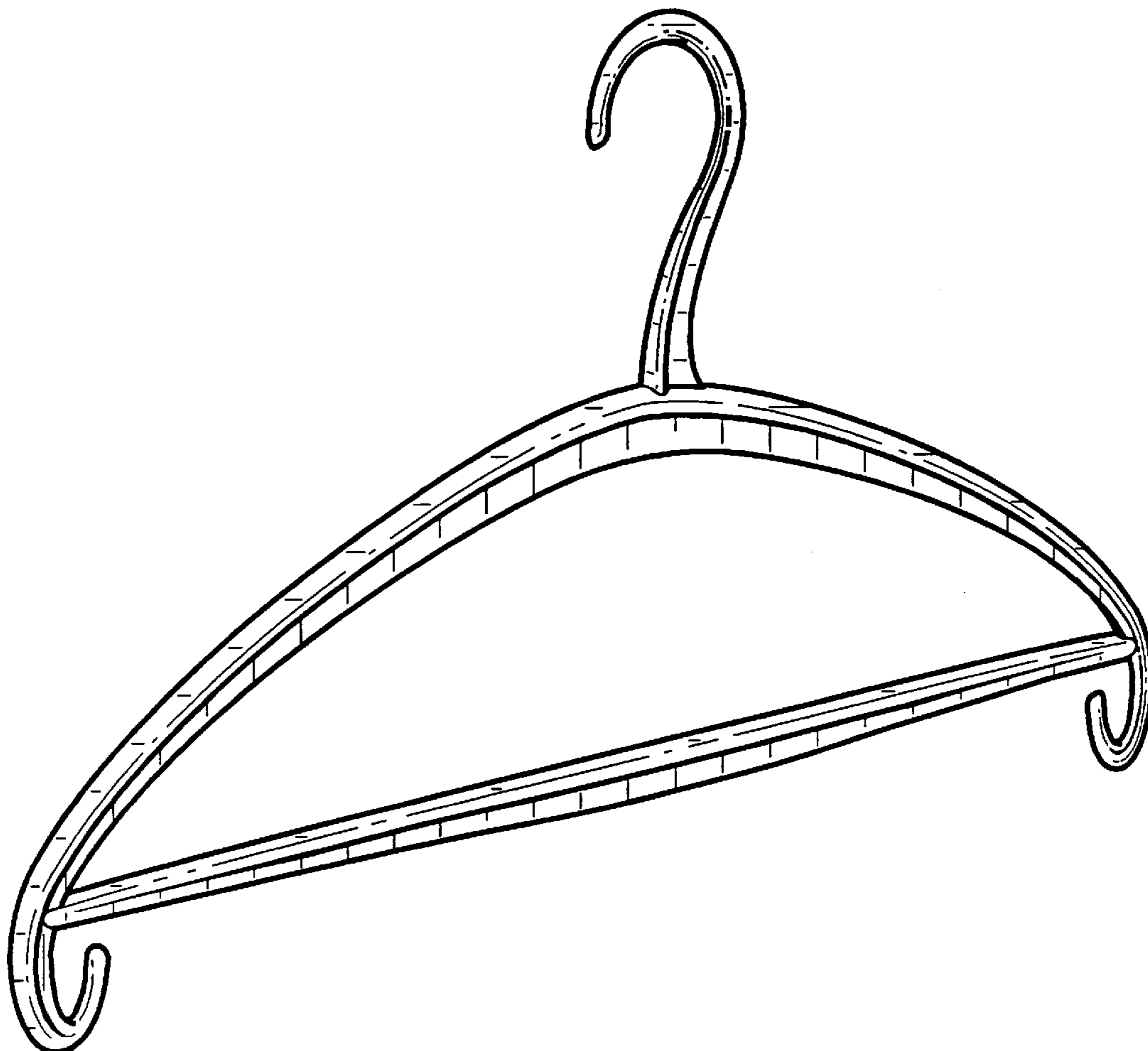


Fig. 1

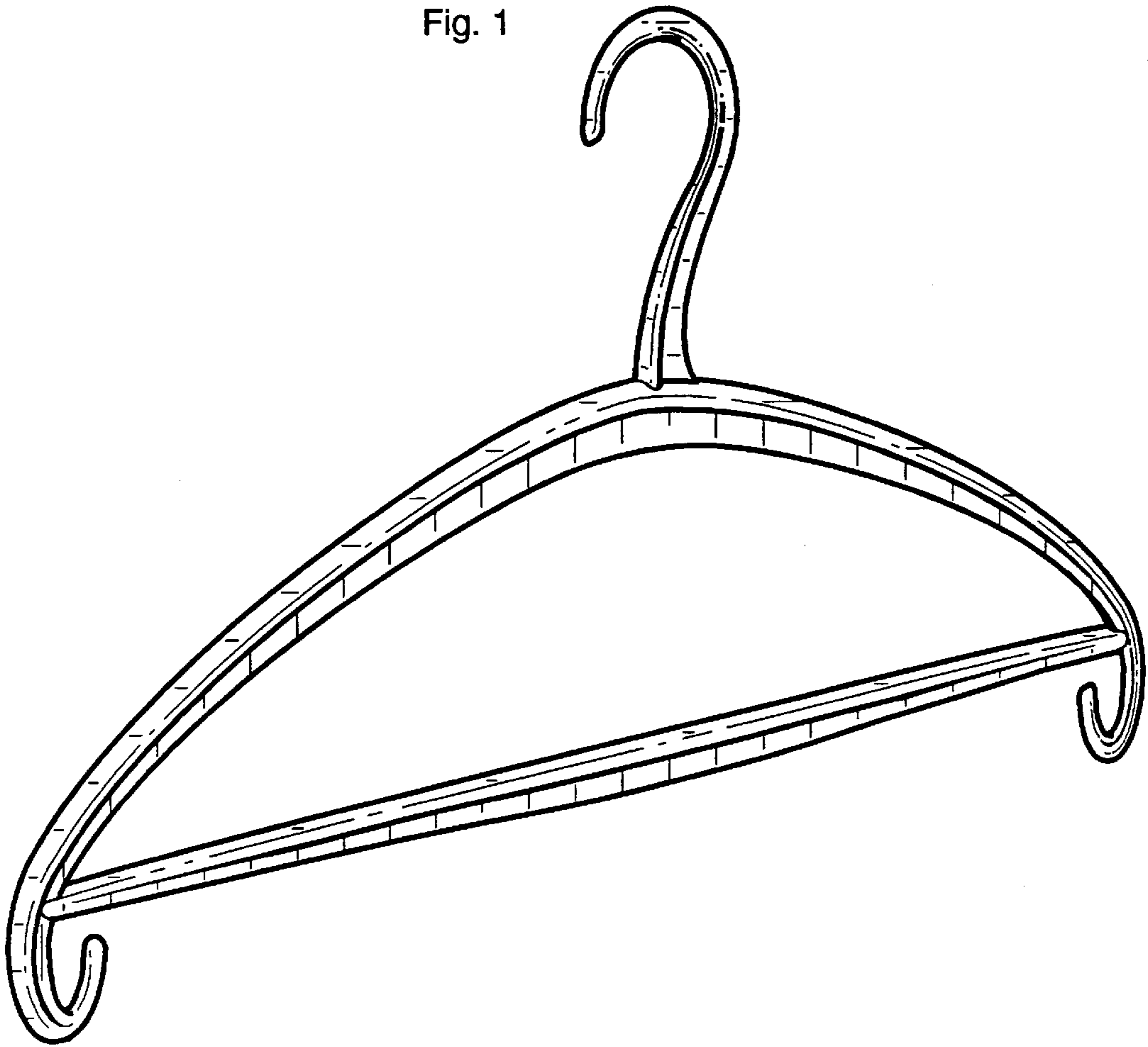


Fig. 2



Fig. 3



Fig. 4

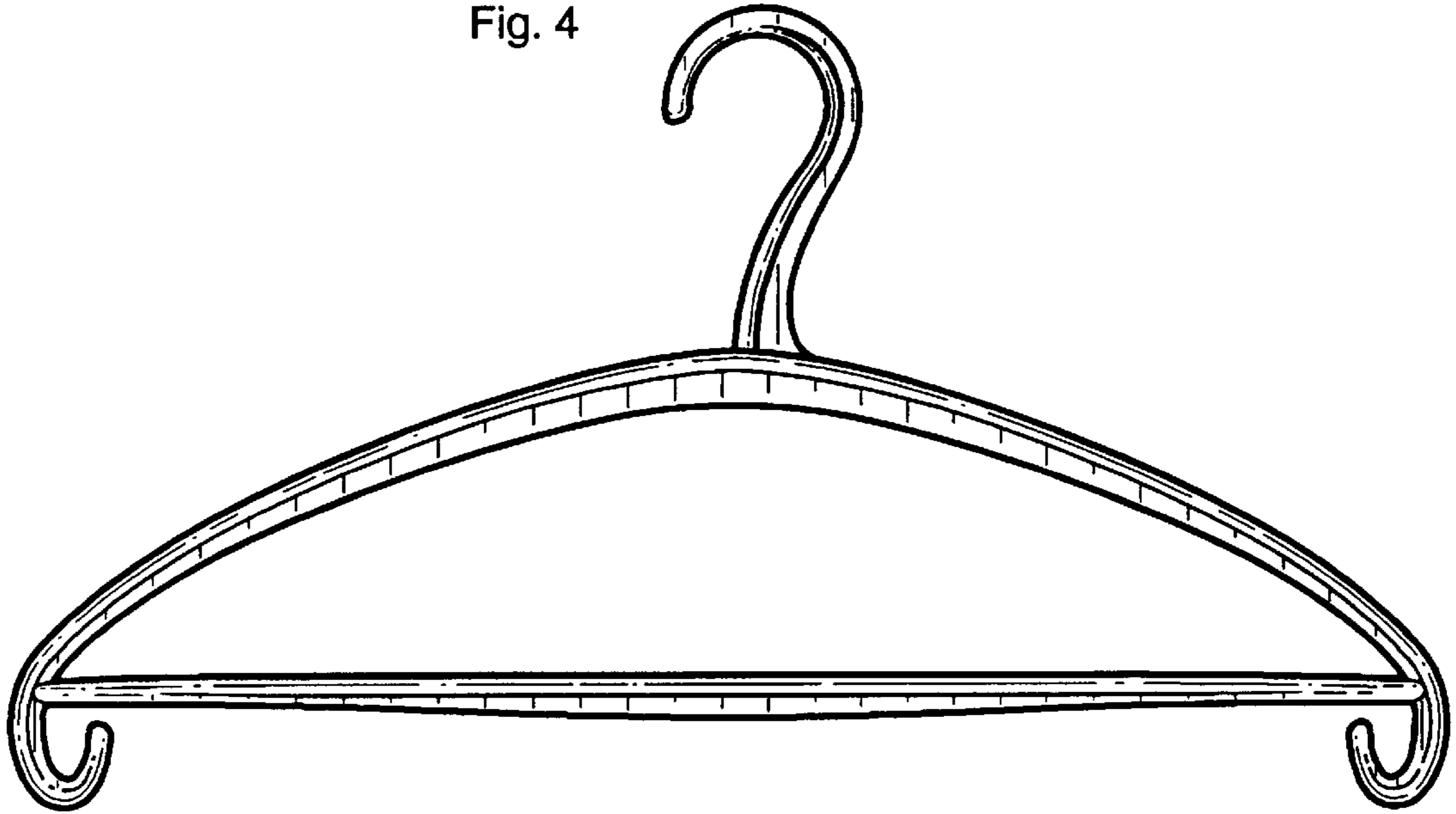


Fig. 5



Fig. 6

