



US00D418971S

United States Patent [19]
Scungio

[11] **Patent Number: Des. 418,971**
[45] **Date of Patent: ** Jan. 18, 2000**

[54] **KEY RING HOLDER**

D. 318,952 8/1991 Stillwagon et al. D3/207
D. 380,896 7/1997 Grant D3/208

[75] Inventor: **Robert A. Scungio**, West Warwick, R.I.

Primary Examiner—Ralf Seifert
Attorney, Agent, or Firm—Salter & Michaelson

[73] Assignees: **Discovery Marketing and Design, Ltd.**, Pawtucket, R.I.; **DCI Marketing, Inc.**, Milwaukee, Wis.

[57] **CLAIM**

[**] Term: **14 Years**

The ornamental design for a key ring holder, as shown.

[21] Appl. No.: **29/095,266**

DESCRIPTION

[22] Filed: **Oct. 20, 1998**

FIG. 1 is a perspective view of a key ring holder showing my new design, key rings, not forming part of the claimed design, being illustrated in broken lines;
FIG. 2 is a front elevational view thereof, the rear elevational view being a mirror image of the front elevational view;
FIG. 3 is a side elevational view thereof, the opposite side elevational view being a mirror image of the side elevational view;
FIG. 4 is a top plan view thereof; and,
FIG. 5 is a bottom plan view thereof.

[51] **LOC (7) Cl.** **03-01**

[52] **U.S. Cl.** **D3/207**

[58] **Field of Search** D3/207-212; 24/3.6;
70/456 B, 458, 459, 377, 457

[56] **References Cited**

U.S. PATENT DOCUMENTS

D. 235,385 6/1975 Smyth D3/207
D. 307,213 4/1990 Scungio D3/207

1 Claim, 1 Drawing Sheet

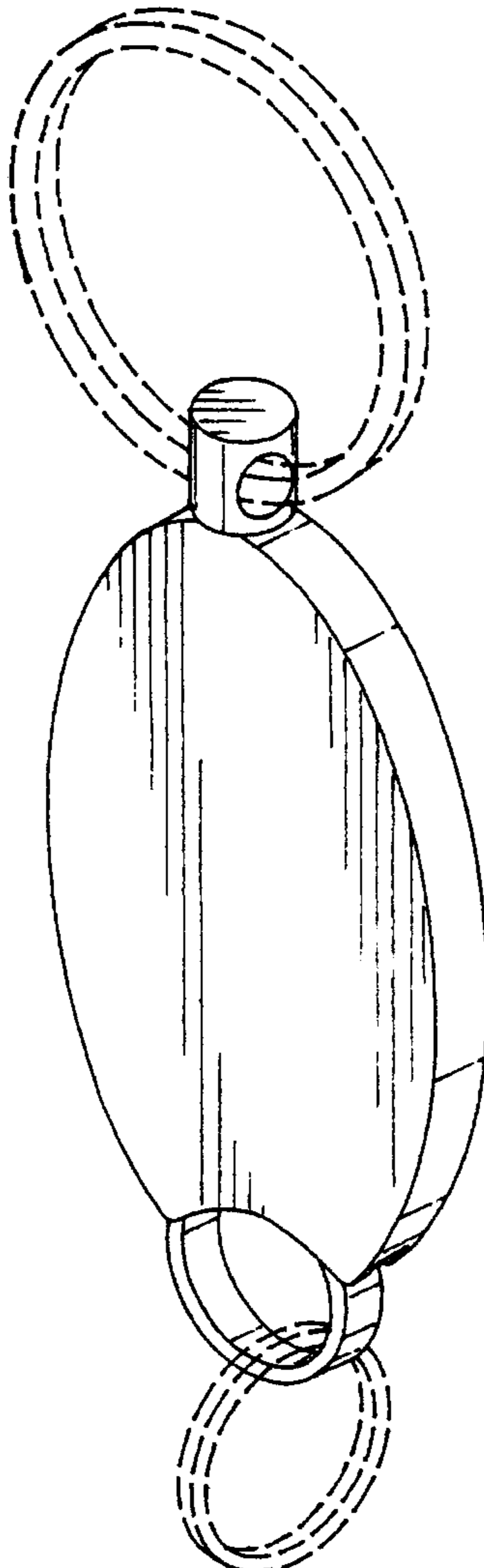


FIG. 1

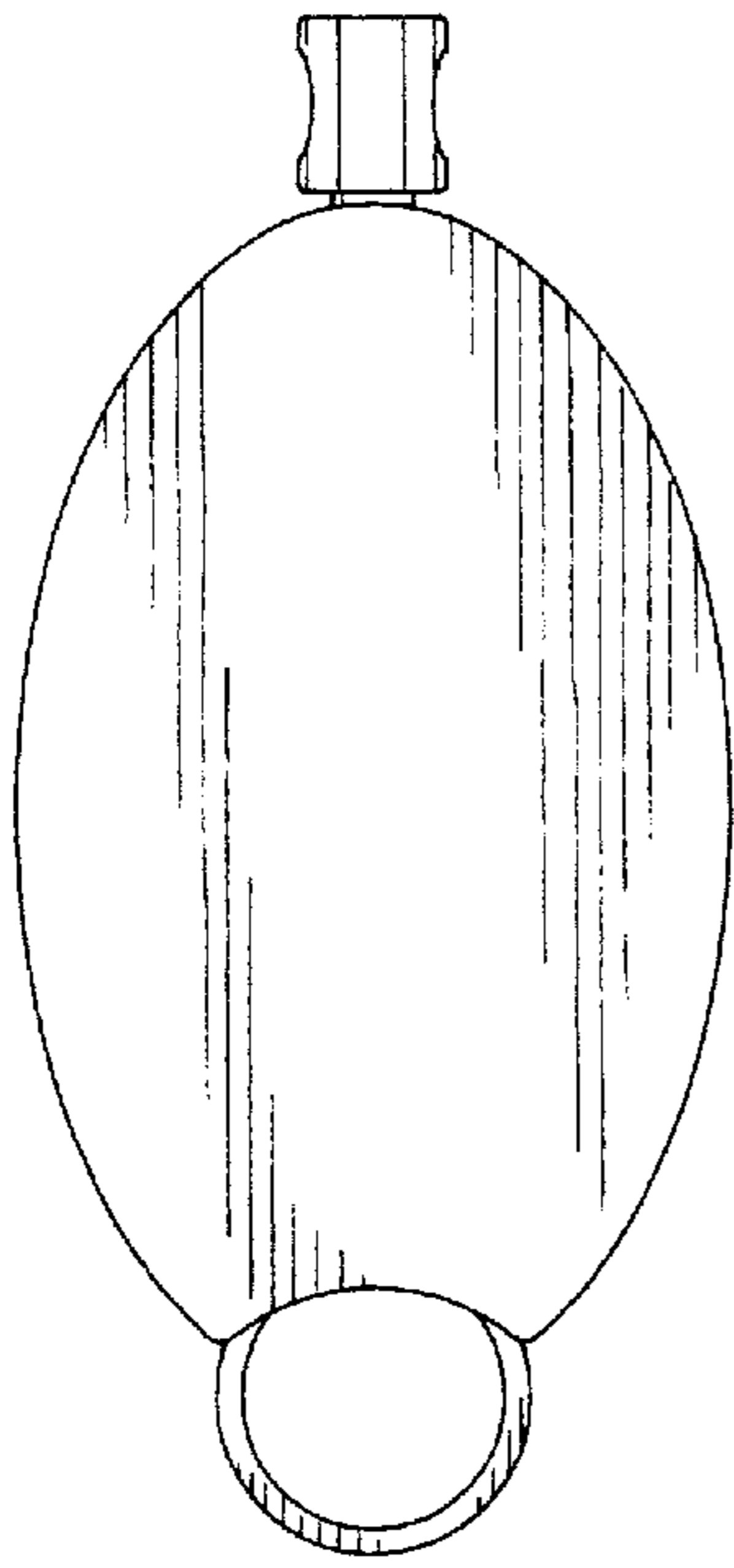
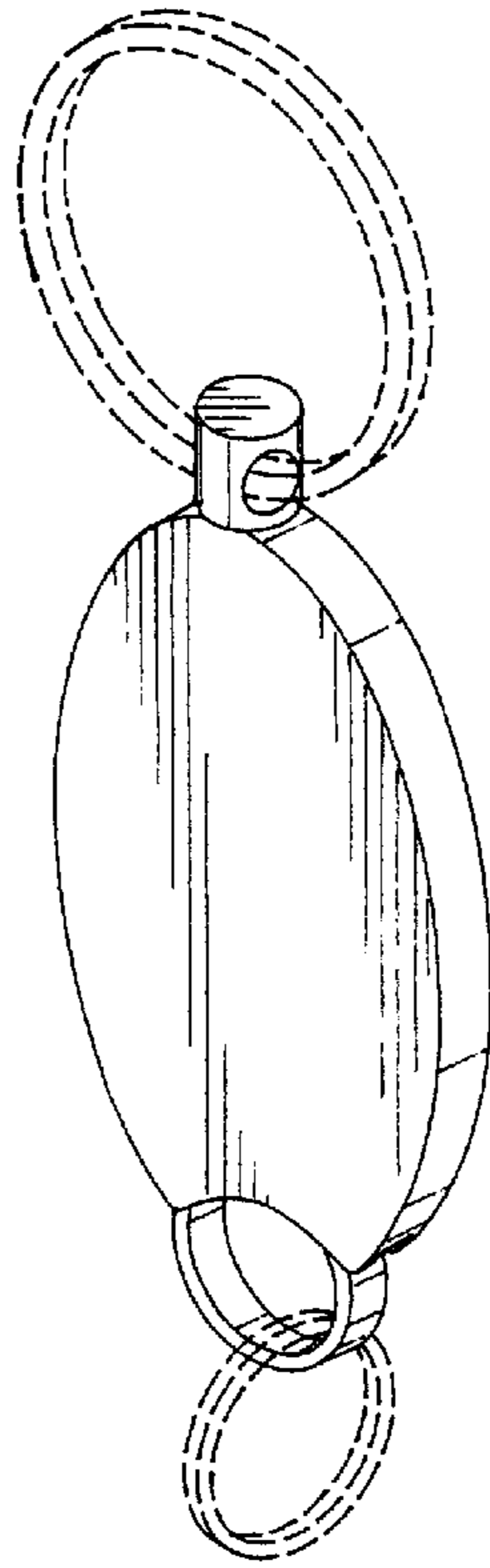


FIG. 2

FIG. 3



FIG. 4

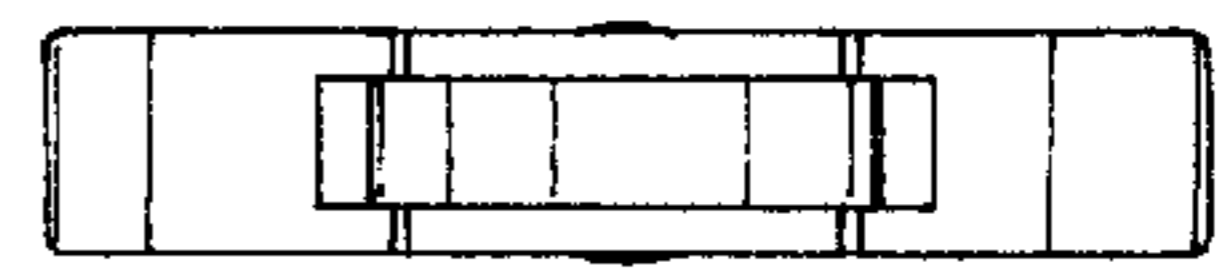


FIG. 5