



US00D418959S

# United States Patent [19]

[11] Patent Number: **Des. 418,959**

Tisbo et al.

[45] Date of Patent: **\*\* Jan. 11, 2000**

[54] **ROLLING CART**

[75] Inventors: **Thomas A. Tisbo**, Barrington Hills;  
**Torrence C. Anderson**, Aurora;  
**Michael G. Uffner**, Naperville, all of Ill.

[73] Assignee: **Suncast Corporation**, Batavia, Ill.

[\*\*] Term: **14 Years**

[21] Appl. No.: **29/093,980**

[22] Filed: **Sep. 23, 1998**

[51] **LOC (7) Cl.** ..... **12-02**

[52] **U.S. Cl.** ..... **D34/21; D34/19; D6/445**

[58] **Field of Search** ..... **D34/12-27; 280/79.2, 280/47.35, 47.34, 659, 79.3; 312/250, 283, 319, 333; D6/445, 448, 479**

- D. 349,594 8/1994 Bonazza .
- D. 365,224 12/1995 Pohlman ..... D6/445
- D. 381,168 7/1997 Delmerico et al. .
- D. 410,578 6/1999 Tisbo et al. .... D34/21
- 4,898,294 2/1990 Jennings .
- 5,011,240 4/1991 Kelley et al. .
- 5,016,948 5/1991 Welch et al. .
- 5,294,009 3/1994 Maurer et al. .
- 5,531,464 7/1996 Maurer et al. .
- 5,695,205 12/1997 Liu .

*Primary Examiner*—Kay H. Chin  
*Attorney, Agent, or Firm*—Welsh & Katz, Ltd.

## [57] CLAIM

The ornamental design for a rolling cart, as shown and described.

## DESCRIPTION

FIG. 1 is a perspective view of a rolling cart showing our new design;  
 FIG. 2 is a front view of the rolling cart of FIG. 1;  
 FIG. 3 is a side view of the rolling cart of FIG. 1., as viewed from the right hand side thereof, the opposite being a mirror image thereof;  
 FIG. 4 is a rear view of the rolling cart of FIG. 1;  
 FIG. 5 is a top view of the rolling cart of FIG. 1; and,  
 FIG. 6 is a bottom view of the rolling cart of FIG. 1.

## [56] References Cited

### U.S. PATENT DOCUMENTS

- D. 275,044 8/1984 Hampshire et al. .
- D. 300,491 4/1989 Grossman .
- D. 325,800 4/1992 Kelley .
- D. 327,967 7/1992 Hikawa .
- D. 341,459 11/1993 Yang .
- D. 341,914 11/1993 Reiner .
- D. 344,382 2/1994 Conaway et al. .

**1 Claim, 5 Drawing Sheets**

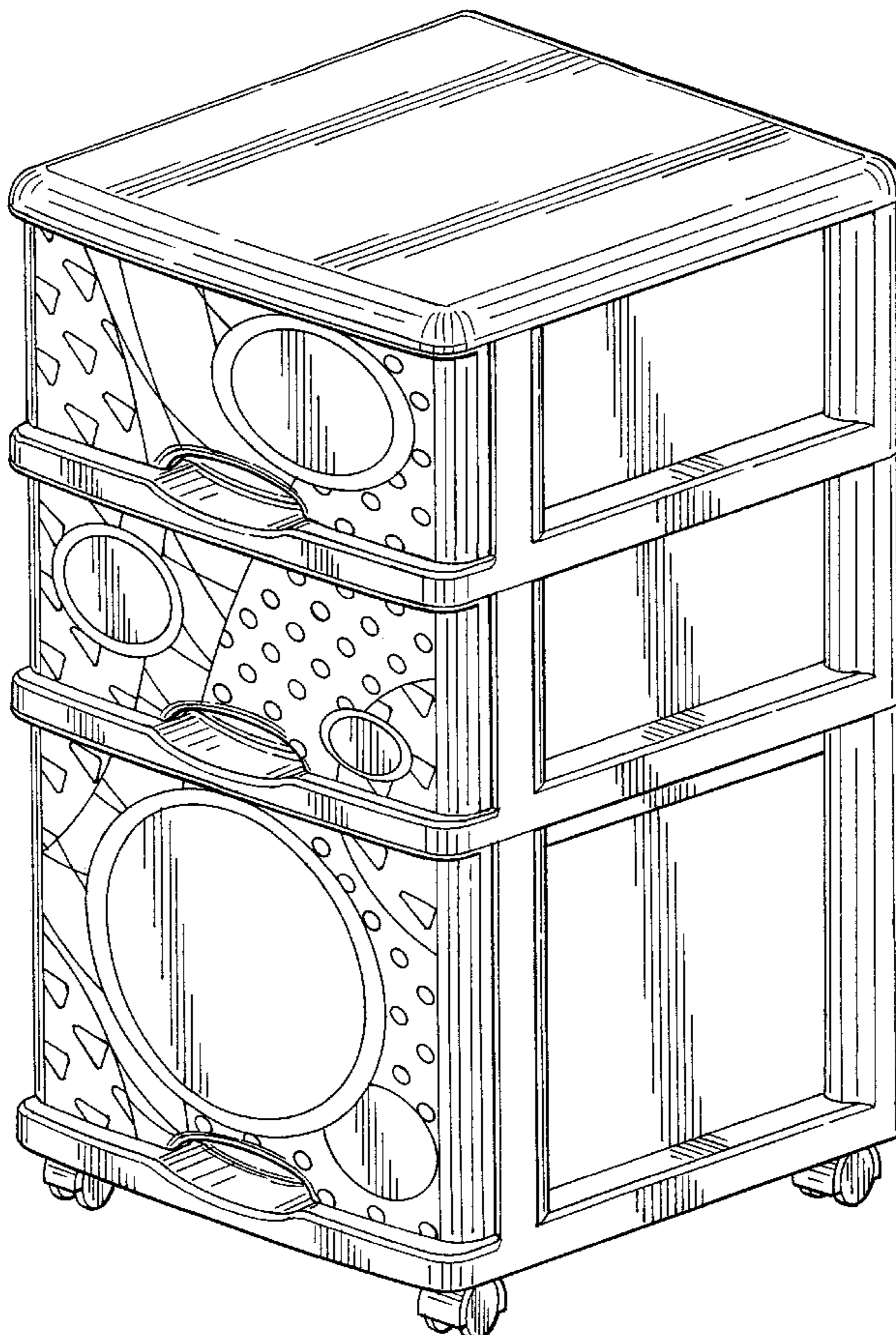


FIG. 1




FIG.2

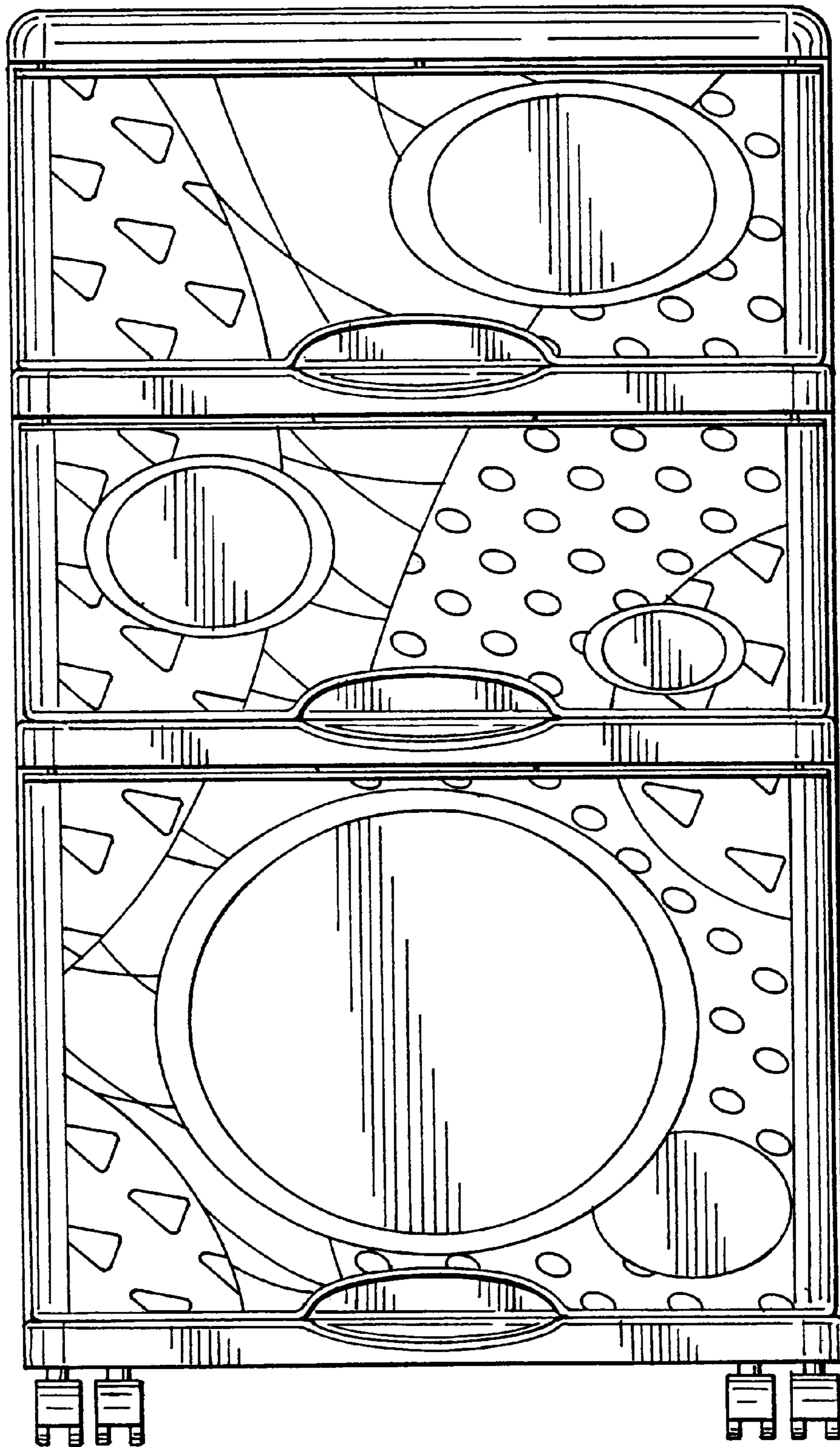


FIG. 3

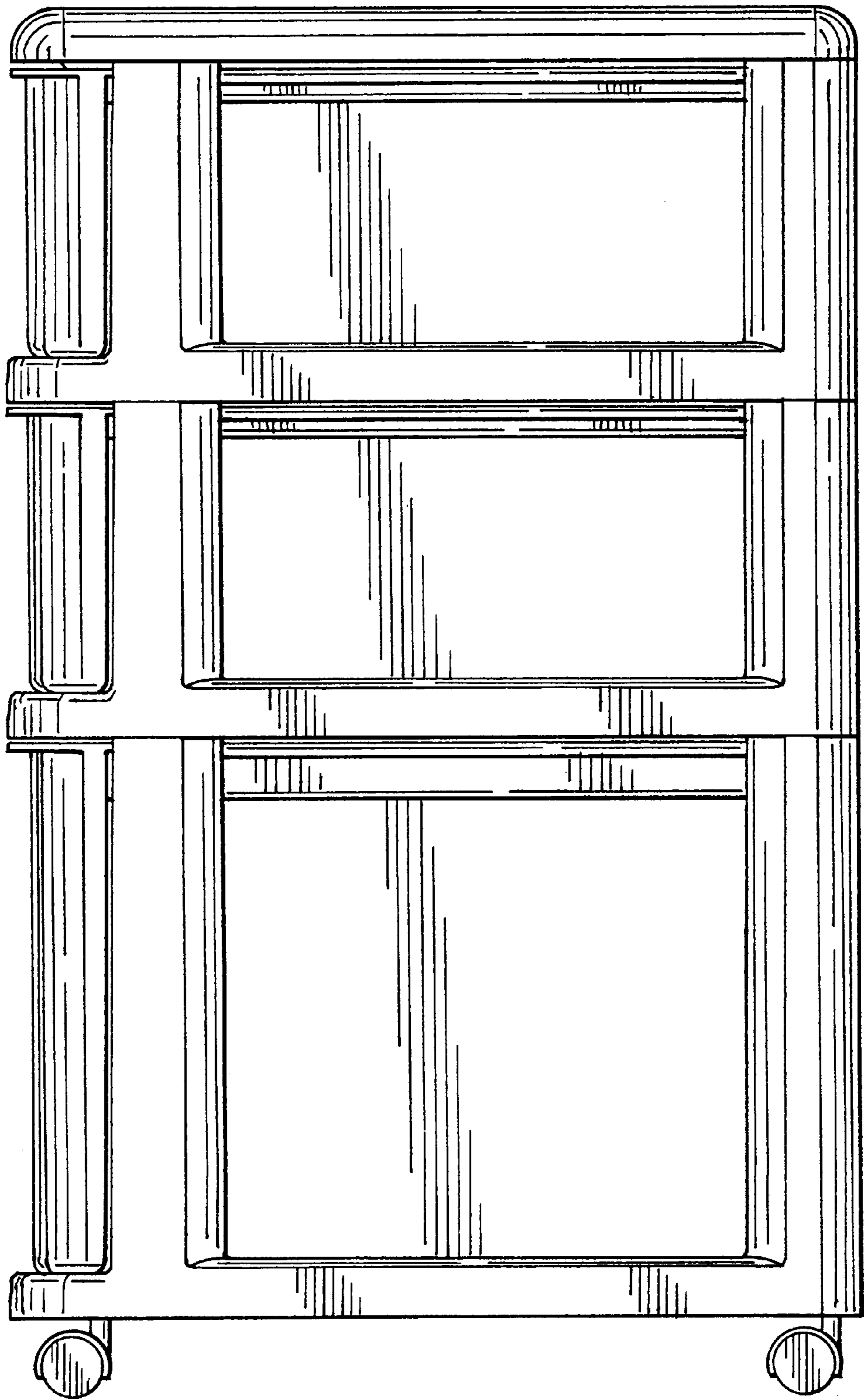


FIG.4

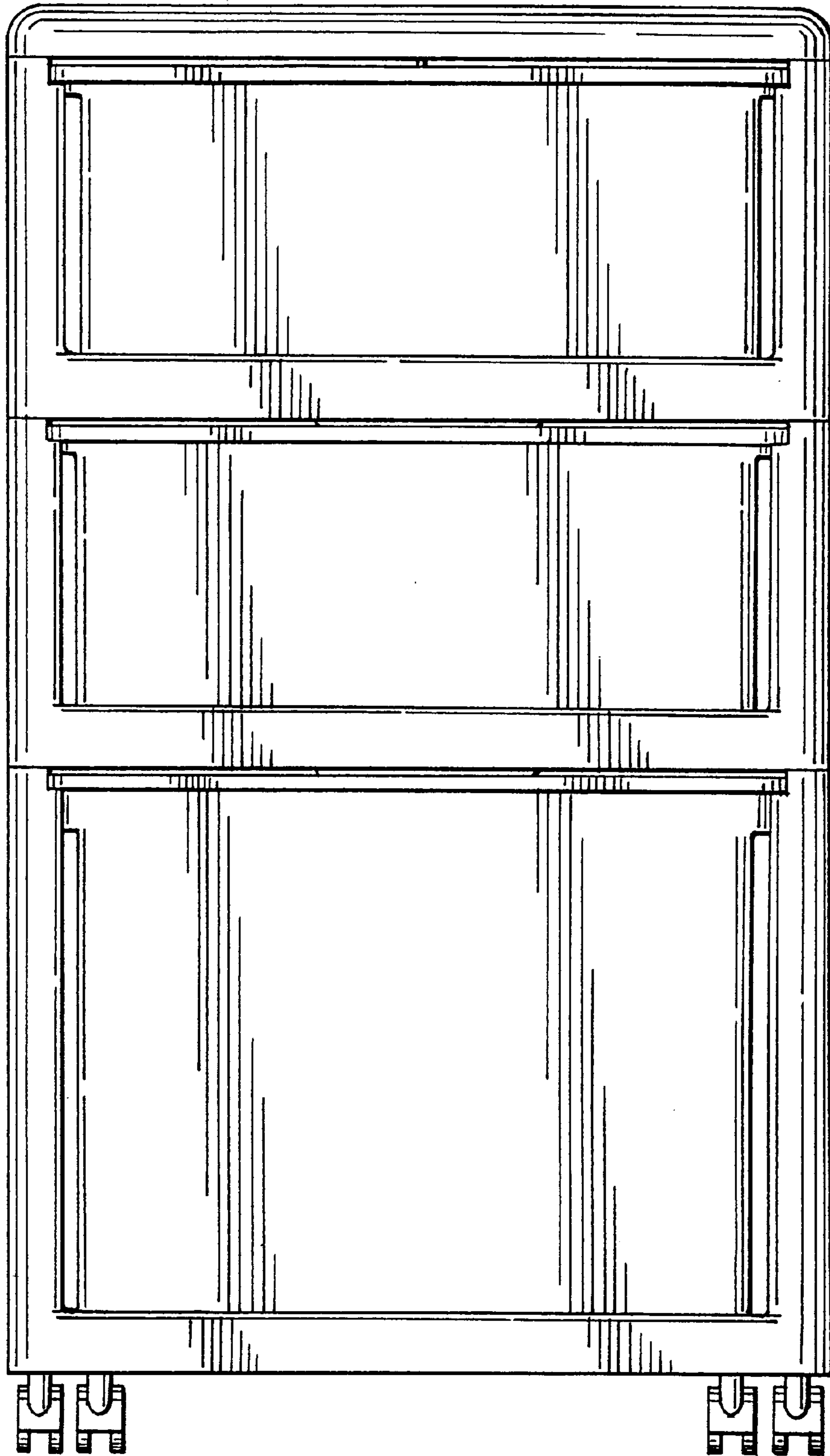


FIG.5

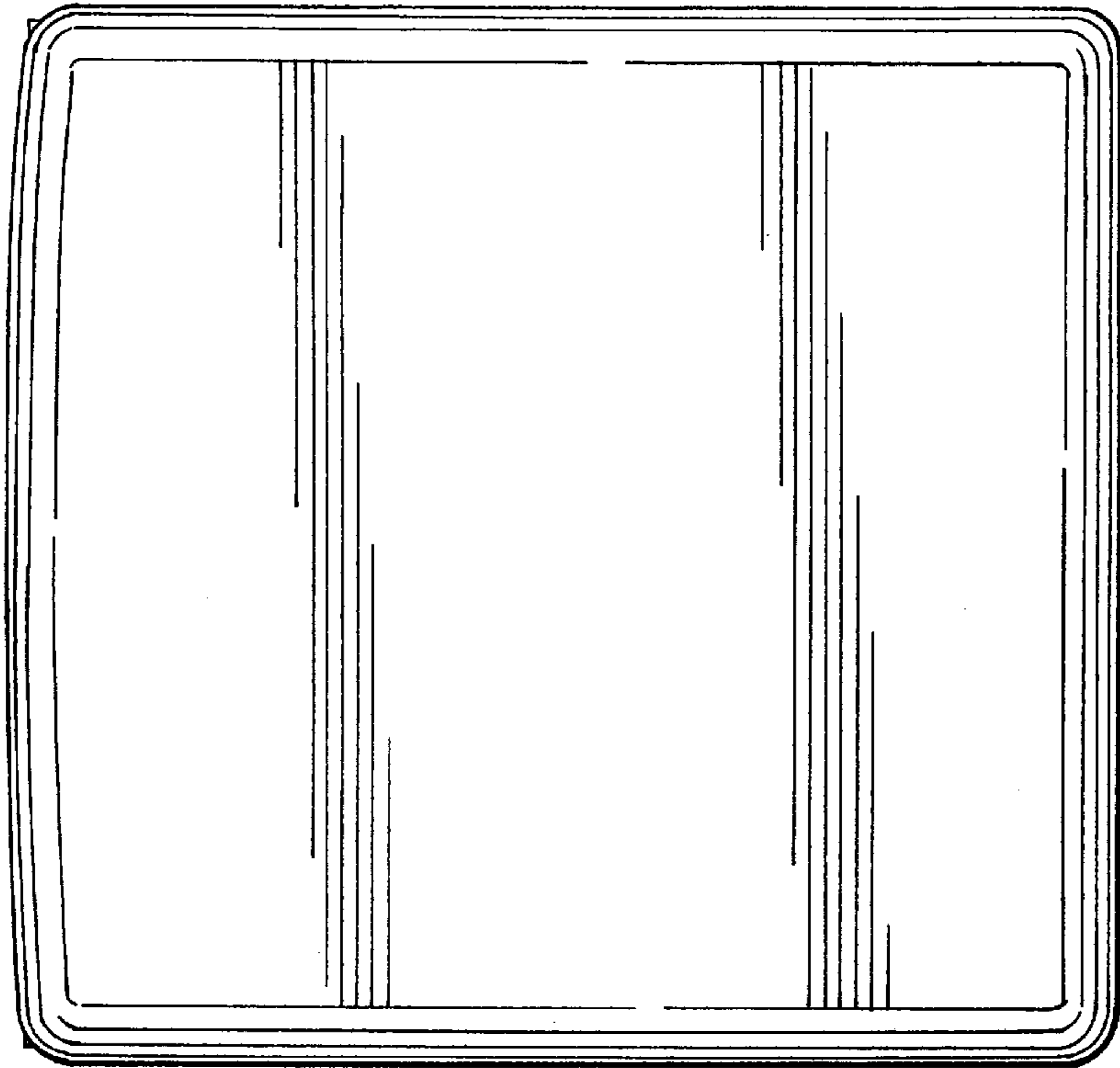


FIG.6

