



US00D418956S

# United States Patent [19] Hampshire

[11] **Patent Number: Des. 418,956**

[45] **Date of Patent: \*\* Jan. 11, 2000**

[54] **DRAINBOARD**

D. 396,913 8/1998 Forbrich ..... D32/56  
4,480,343 11/1984 Drach ..... 4/656

[75] Inventor: **James Hampshire**, Solon, Ohio

*Primary Examiner*—Robin V. Taylor  
*Attorney, Agent, or Firm*—D. Peter Hochberg

[73] Assignee: **InterDesign, Inc.**

[\*\*] Term: **14 Years**

### [57] CLAIM

[21] Appl. No.: **29/105,189**

The ornamental design for a drainboard, as shown and described.

[22] Filed: **May 20, 1999**

### DESCRIPTION

[51] **LOC (7) Cl.** ..... **07-05**

[52] **U.S. Cl.** ..... **D32/56**

[58] **Field of Search** ..... D32/55-58; 220/487,  
220/571-572; 4/581, 637, 656; 211/85.25

FIG. 1 is a perspective view of the drainboard according to the invention;

FIG. 2 is a side view of the drainboard as shown in FIG. 1;  
FIG. 3 is a front end view of the drainboard as shown in FIG. 1;

FIG. 4 is a rear end view of the drainboard as shown in FIG. 1;

FIG. 5 is a top view of the drainboard as shown in FIG. 1; and,

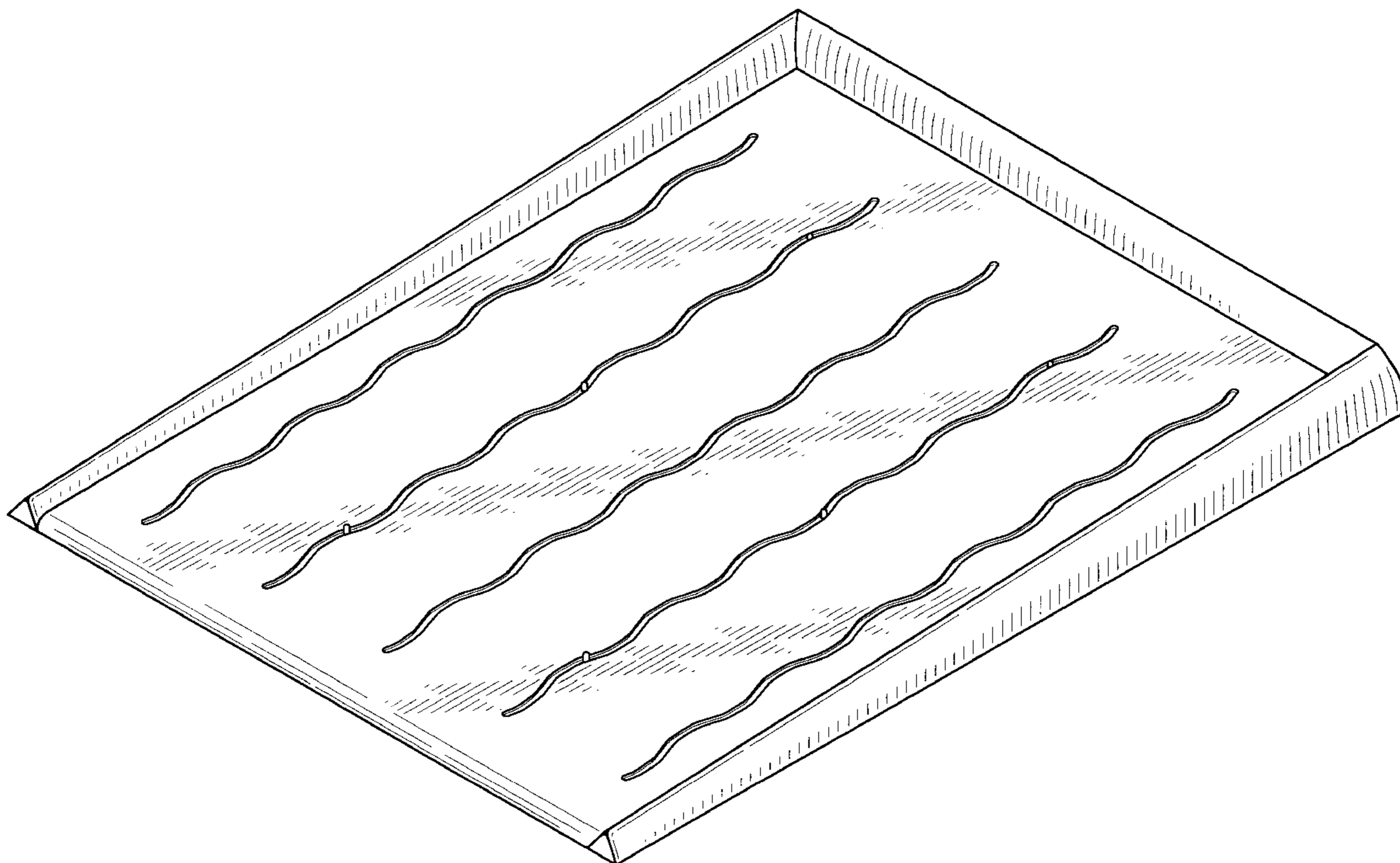
FIG. 6 is a bottom view of the drainboard as shown in FIG. 1.

### [56] References Cited

#### U.S. PATENT DOCUMENTS

D. 151,047	9/1948	Jensen	.....	D32/56
D. 205,833	9/1966	Gardner	.....	D32/56
D. 266,281	9/1982	Ellis et al.	.....	D32/56
D. 292,134	9/1987	McDaniel	.....	D32/56
D. 344,828	3/1994	Adams	.....	D32/56
D. 376,882	12/1996	Cook	.....	D32/55

**1 Claim, 3 Drawing Sheets**



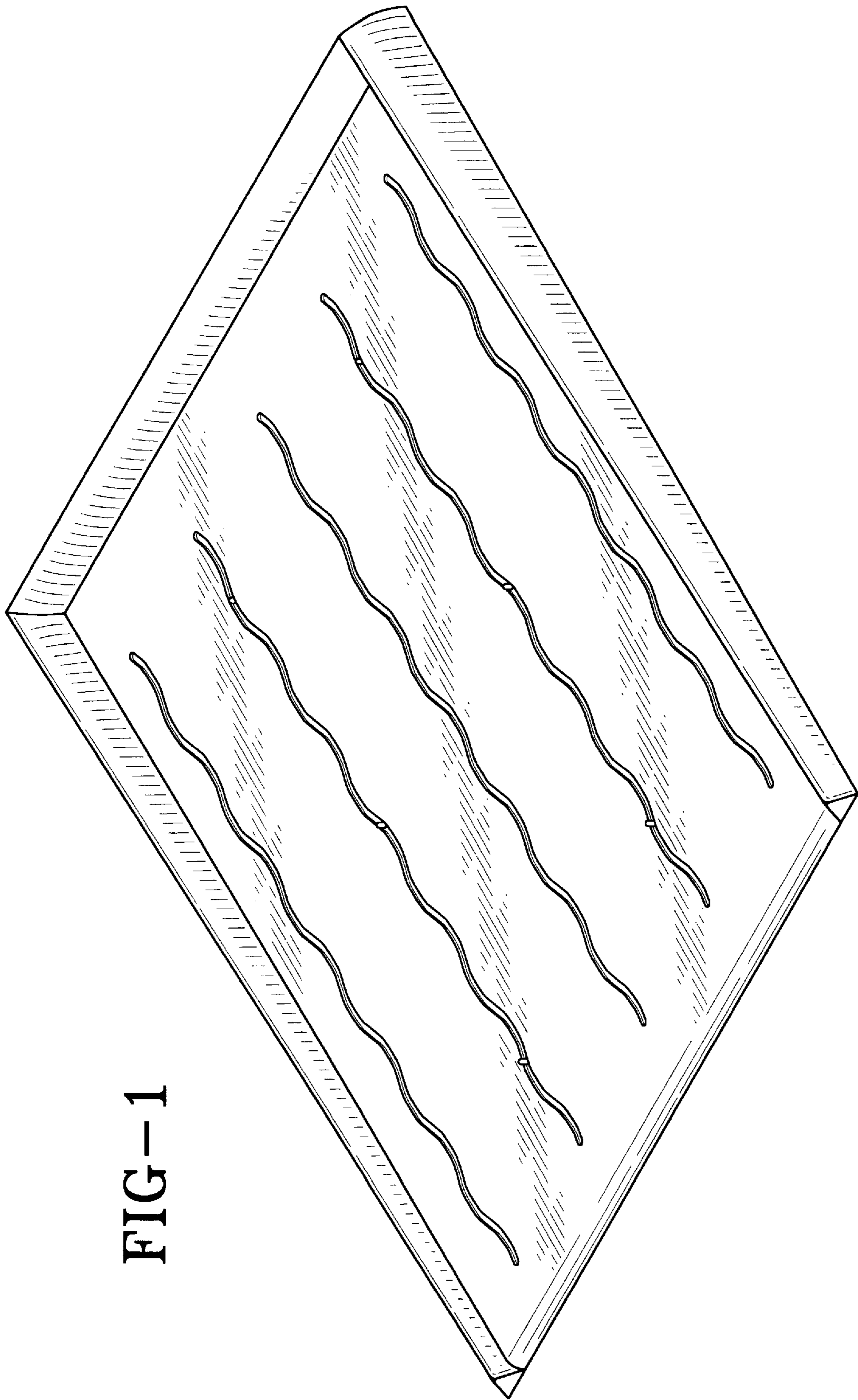


FIG-1

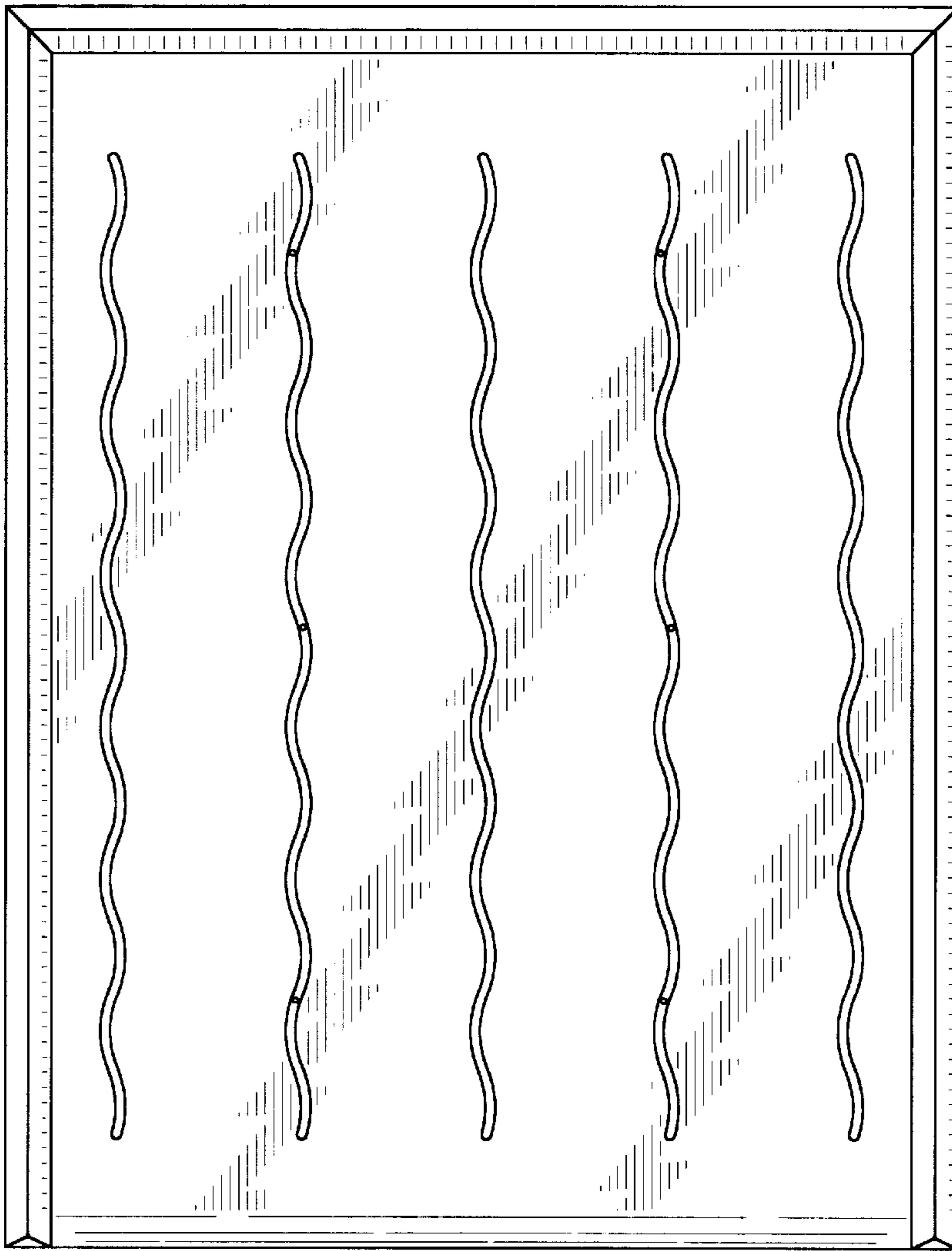


FIG-5

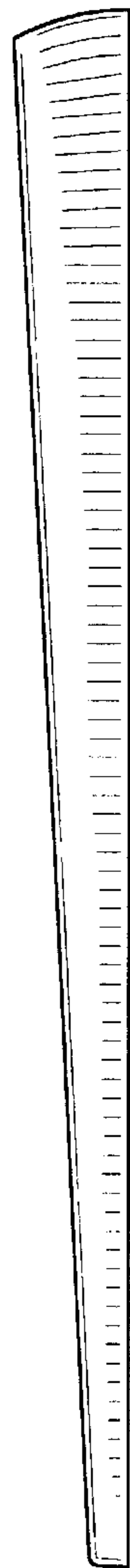


FIG-2




FIG-3

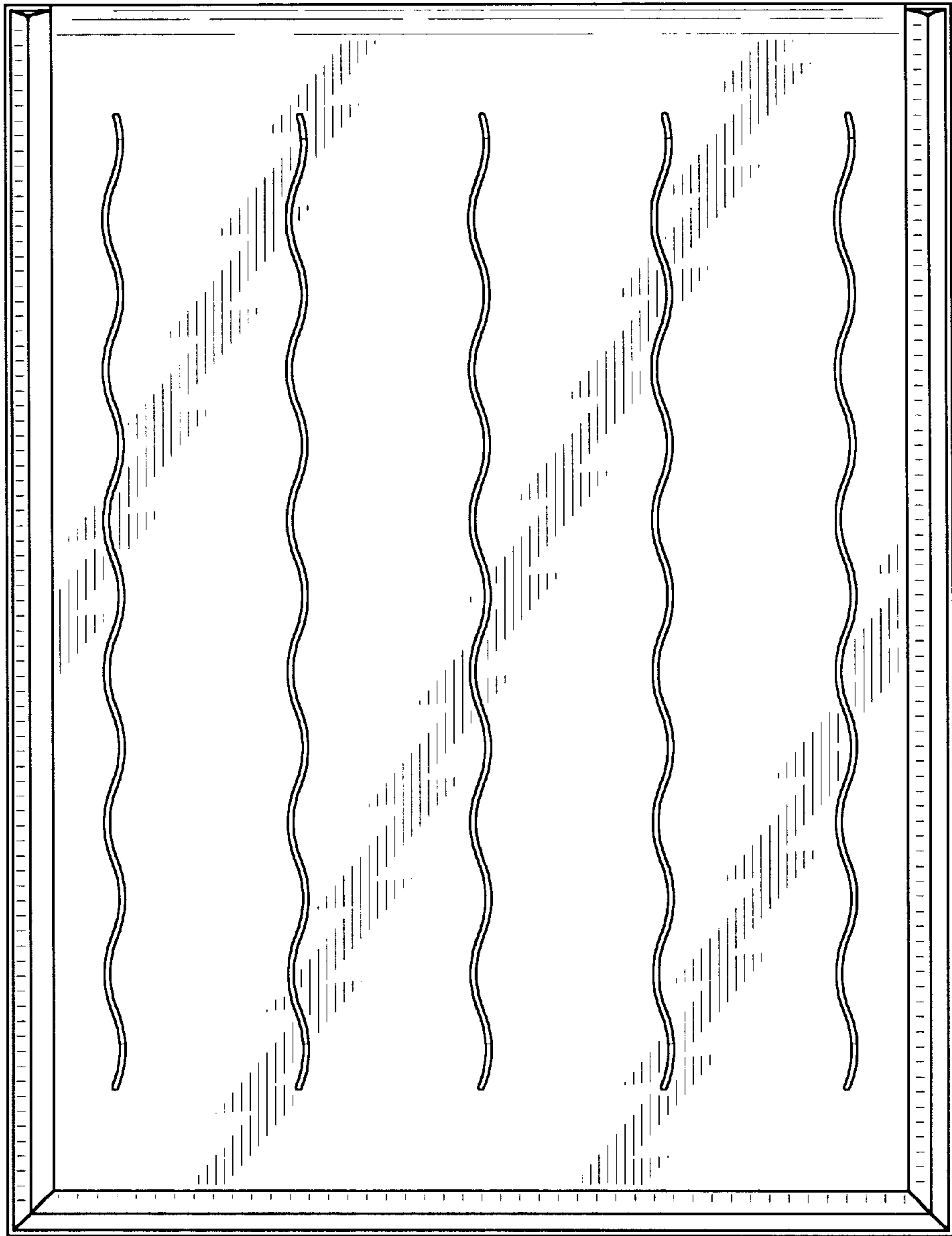


FIG-6

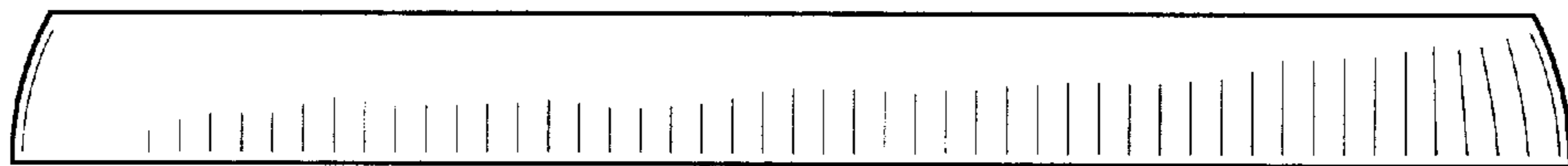


FIG-4