



US00D418952S

United States Patent [19] Roberts

[11] **Patent Number: Des. 418,952**

[45] **Date of Patent: ** Jan. 11, 2000**

[54] **DISHWASHER FRONT PANEL**

[75] Inventor: **Michael C. Roberts**, Newton, Iowa

[73] Assignee: **Maytag Corporation**, Newton, Iowa

[**] Term: **14 Years**

[21] Appl. No.: **29/103,111**

[22] Filed: **Apr. 8, 1999**

[51] **LOC (7) Cl.** **15-05**

[52] **U.S. Cl.** **D32/3**

[58] **Field of Search** D32/2, 3; 134/56 D,
134/56 DL, 57 D, 135, 200; 312/108, 109

D. 385,069	10/1997	Hughes et al. .	
D. 385,070	10/1997	Hughes et al.	D32/3
D. 391,695	3/1998	Baldwin et al. .	
D. 403,471	12/1998	Brace	D32/2
4,732,431	3/1988	Mason	312/109
4,951,693	8/1990	Archambault	134/58 DL
5,151,884	9/1992	Griffith et al.	134/57 D

Primary Examiner—Mitchell Siegel
Attorney, Agent, or Firm—Zarley, McKee, Thomte,
Voorhees & Sease

[57] CLAIM

I claim the ornamental design for a dishwasher front panel, as shown and described.

DESCRIPTION

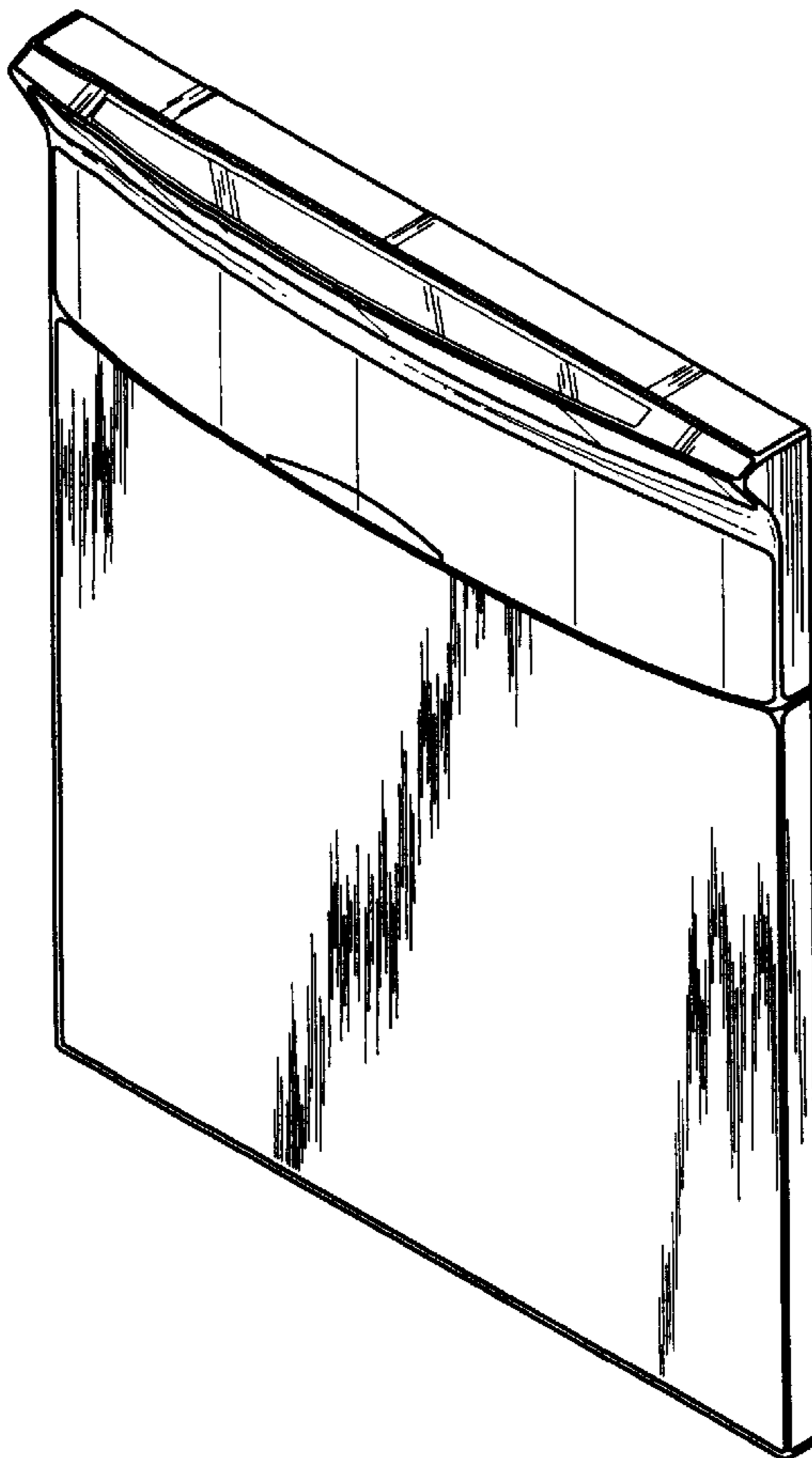
FIG. 1 is a perspective view of the design of the dishwasher front panel of the present invention.
 FIG. 2 is a front elevational view thereof.
 FIG. 3 is a side elevational view thereof.
 FIG. 4 is a rear elevational view thereof.
 FIG. 5 is a top plan view thereof.
 FIG. 6 is a bottom plan view thereof.

[56] References Cited

U.S. PATENT DOCUMENTS

D. 153,913	5/1949	Bartlett	D32/2
D. 164,740	10/1951	Stanitz	D32/2
D. 205,959	10/1966	Smith	D32/2
D. 320,487	10/1991	Marks et al.	D32/3
D. 320,488	10/1991	Marks et al.	D32/3
D. 320,489	10/1991	Marks et al.	D32/3
D. 373,860	9/1996	Manke .	
D. 377,853	2/1997	Sparks	D32/3

1 Claim, 2 Drawing Sheets



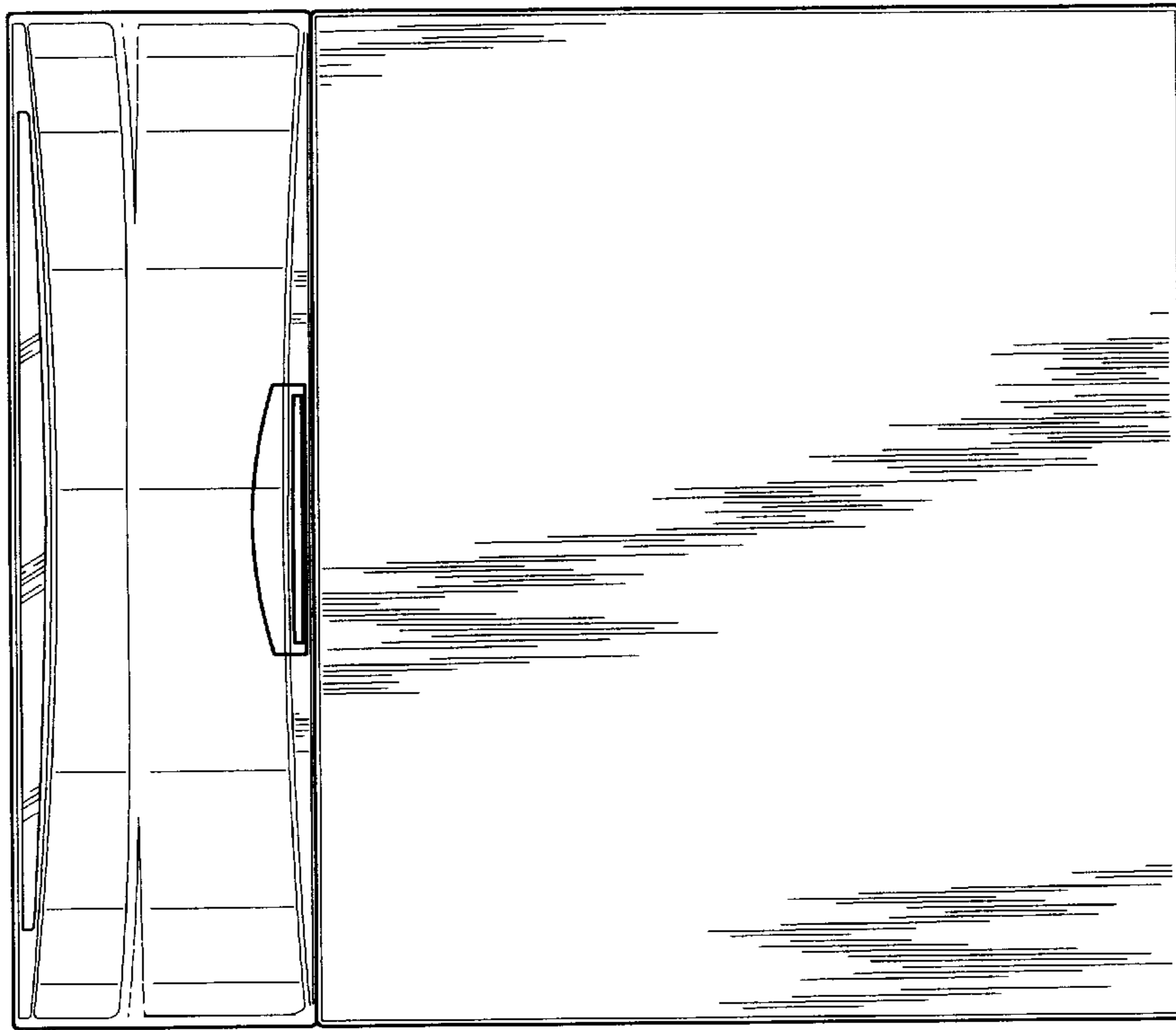


Fig. 2




Fig. 1

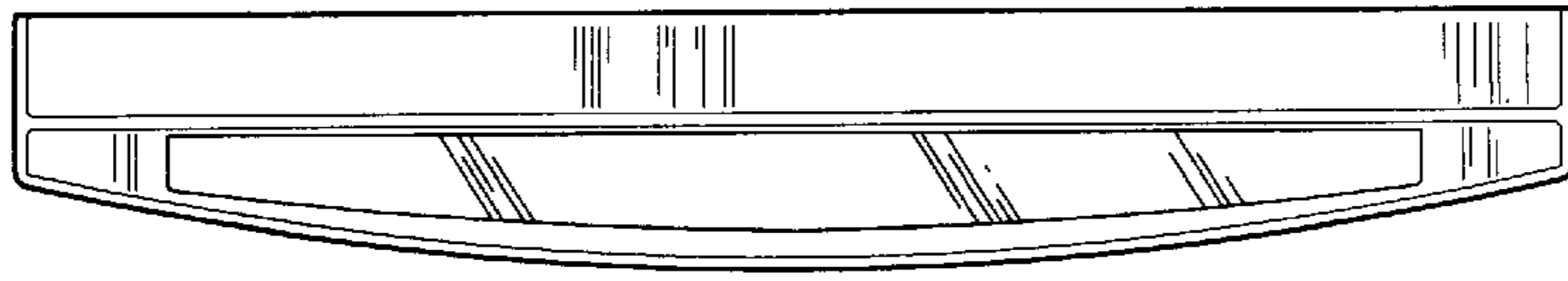


Fig. 5

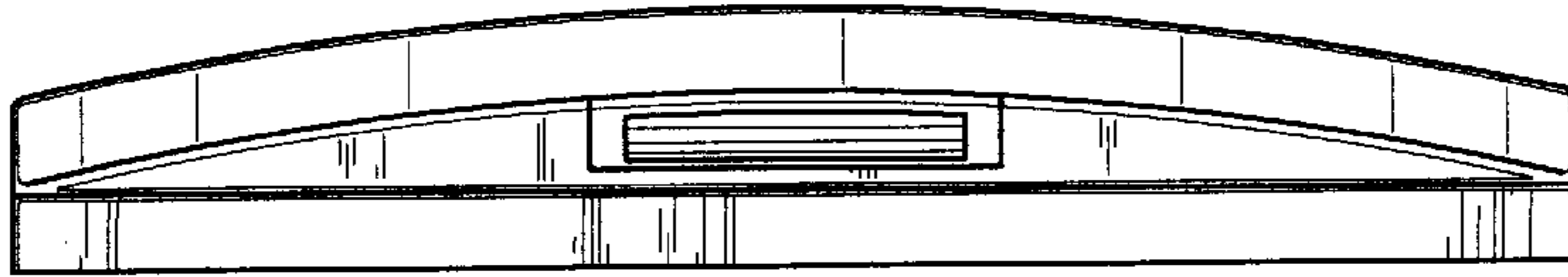


Fig. 6

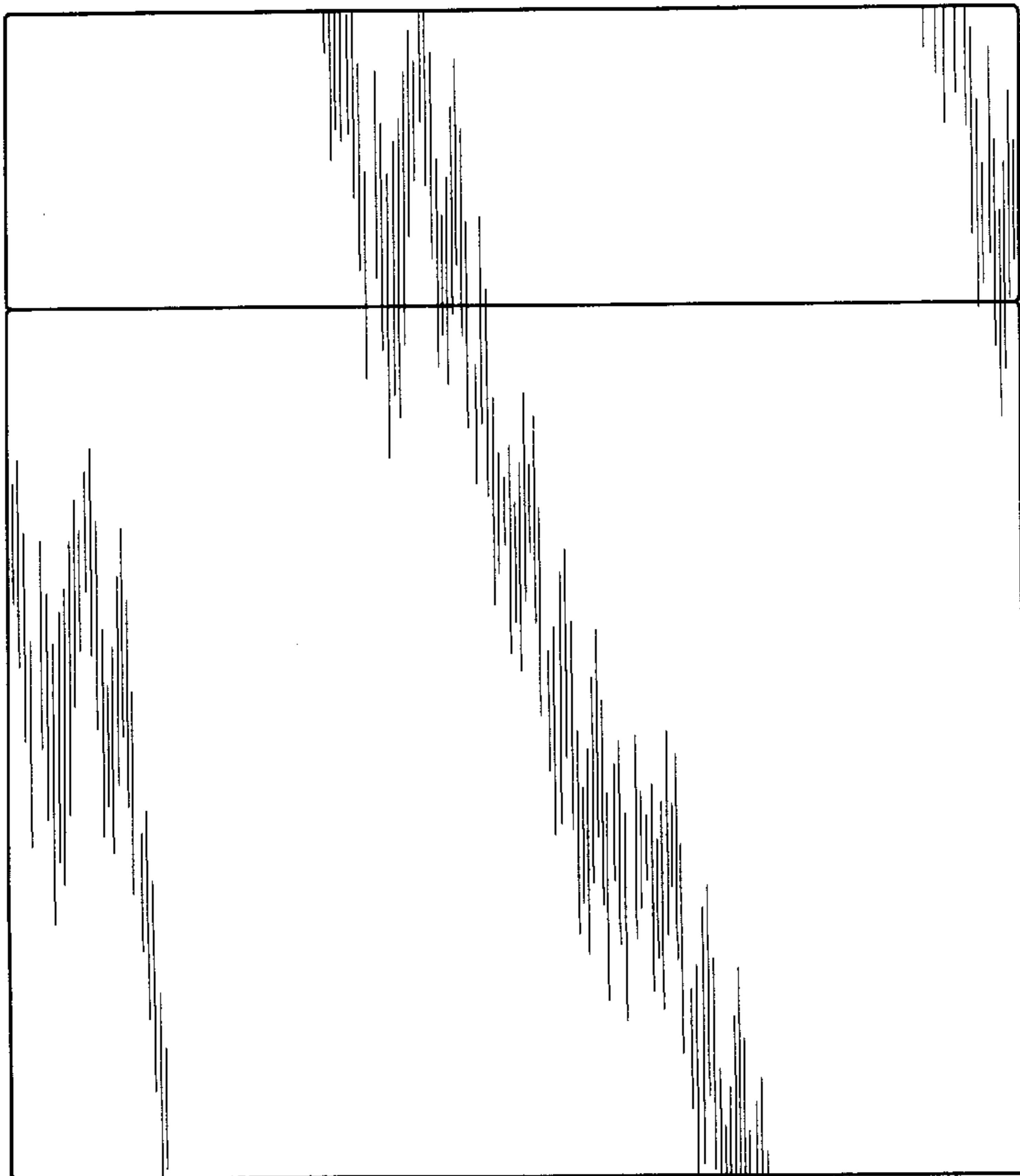


Fig. 4



Fig. 3