



US00D418930S

**United States Patent** [19]  
**De Leon**

[11] **Patent Number: Des. 418,930**  
[45] **Date of Patent: \*\* Jan. 11, 2000**

[54] **VEHICLE DISTRESS BEACON**

D. 409,318 5/1999 Hopkins et al. .... D26/31

[76] Inventor: **David S De Leon**, 1653 S. 30th St.,  
Milwaukee, Wis. 53215

*Primary Examiner*—Marcus A. Jackson

[\*\*] Term: **14 Years**

[57] **CLAIM**

The ornamental design for a vehicle distress beacon, as shown and described.

[21] Appl. No.: **29/104,600**

[22] Filed: **May 6, 1999**

**DESCRIPTION**

[51] **LOC (7) Cl.** ..... **26-06**

[52] **U.S. Cl.** ..... **D26/31; D20/10**

[58] **Field of Search** ..... D26/28–35; D20/10,  
D20/13, 39, 40, 42; 40/584, 591, 592, 593;  
362/811, 812

FIG. 1 is a front elevational view of the vehicle distress beacon of the present invention, with the cord broken away to indicate indeterminate length;

FIG. 2 is a back elevational view of the vehicle distress beacon of FIG. 1;

FIG. 3 is a left side elevational view of the vehicle distress beacon of FIG. 1;

FIG. 4 is a right side elevational view of the vehicle distress beacon of FIG. 1;

FIG. 5 is a top plan view of the vehicle distress beacon of FIG. 1; and,


FIG. 6 is a bottom plan view of the vehicle distress beacon of FIG. 1.

[56] **References Cited**

**U.S. PATENT DOCUMENTS**

D. 326,826	6/1992	Trimble, Jr.	.....	D26/31
D. 328,142	7/1992	Bell et al.	.....	D26/31
D. 331,472	12/1992	Campbell	.....	D26/31
D. 331,980	12/1992	Henderson	.....	D26/31
D. 341,438	11/1993	Samson	.....	D26/31
D. 367,676	3/1996	Ortiz	.....	D26/31

**1 Claim, 3 Drawing Sheets**

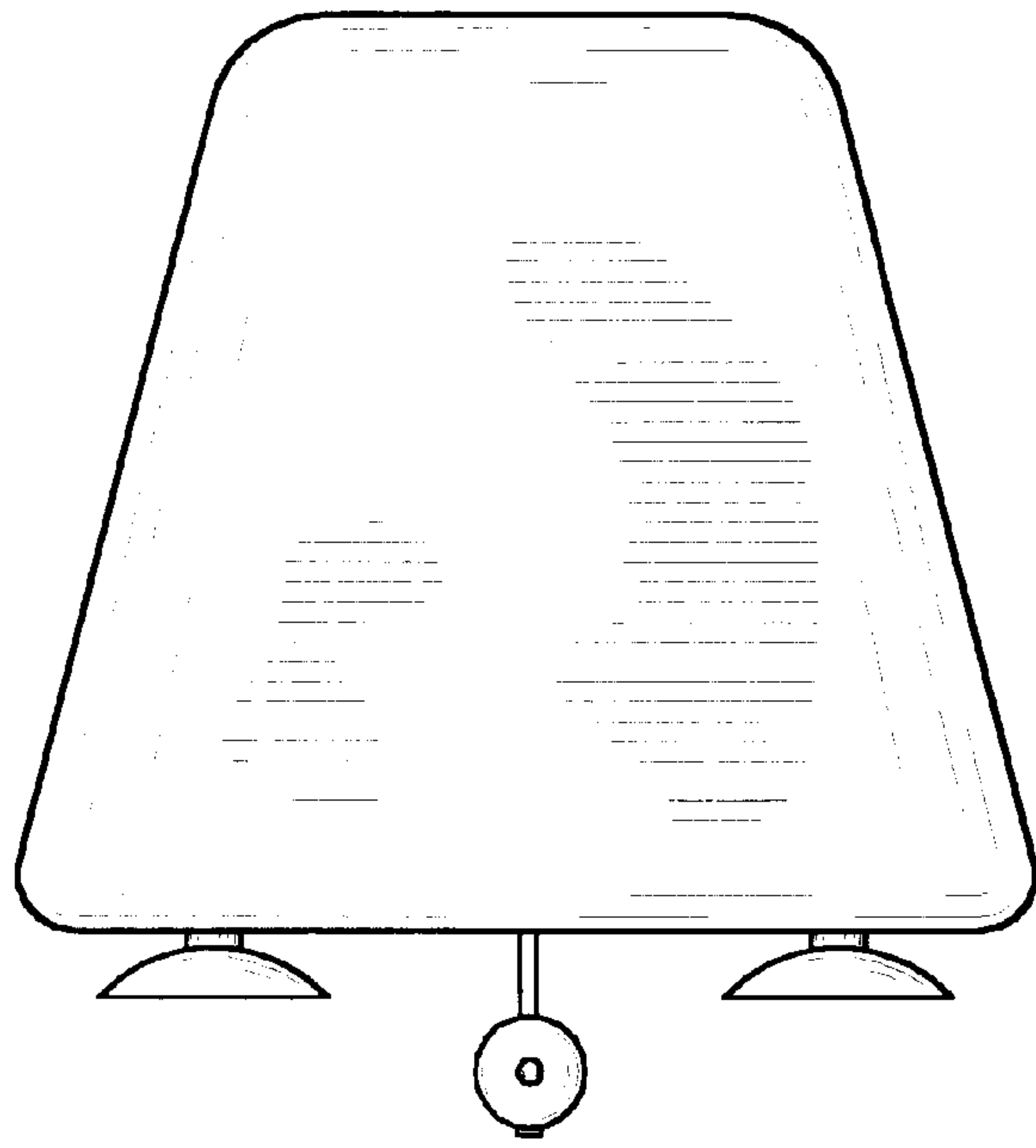




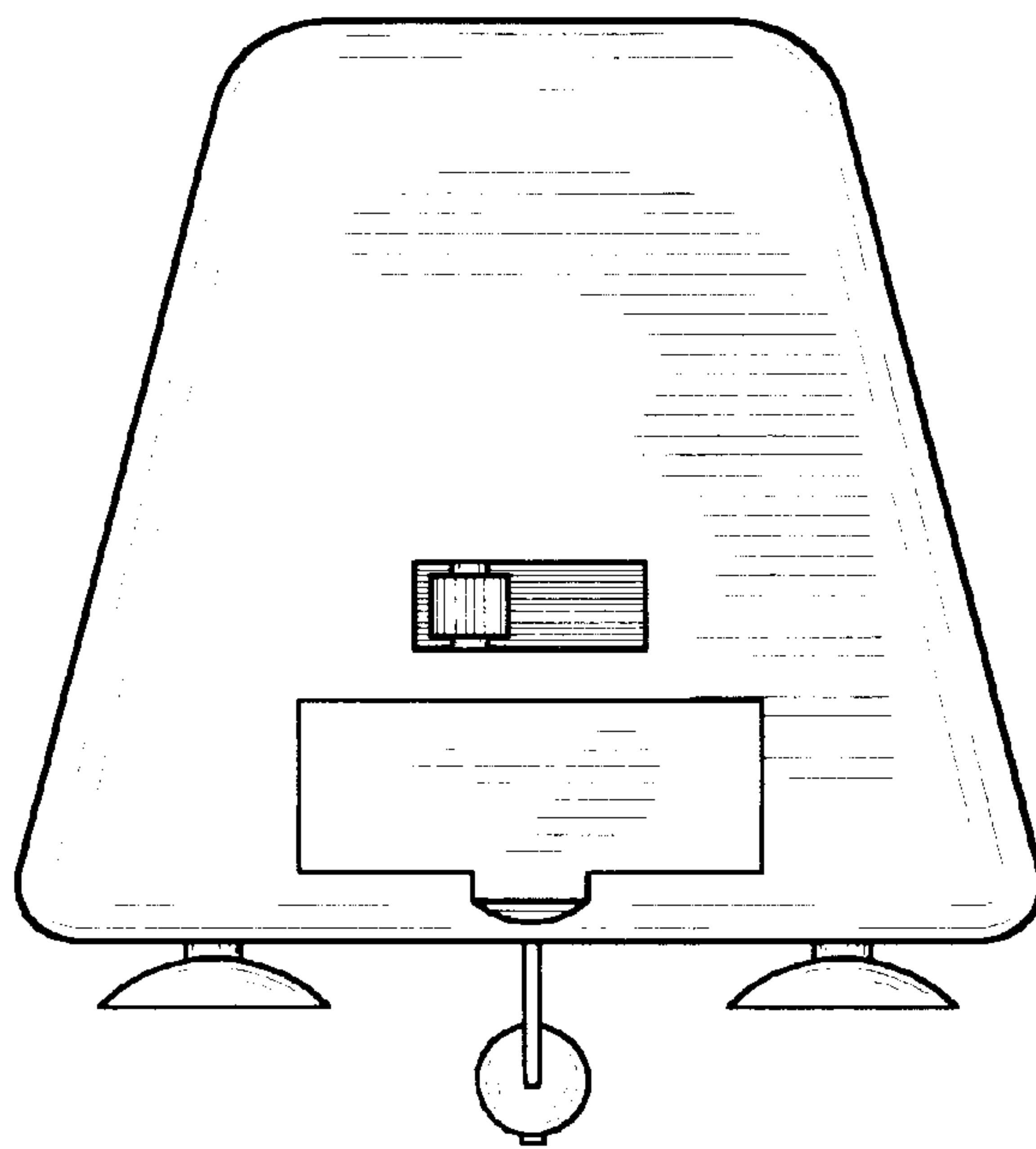
*Fig. 1*




*Fig. 2*



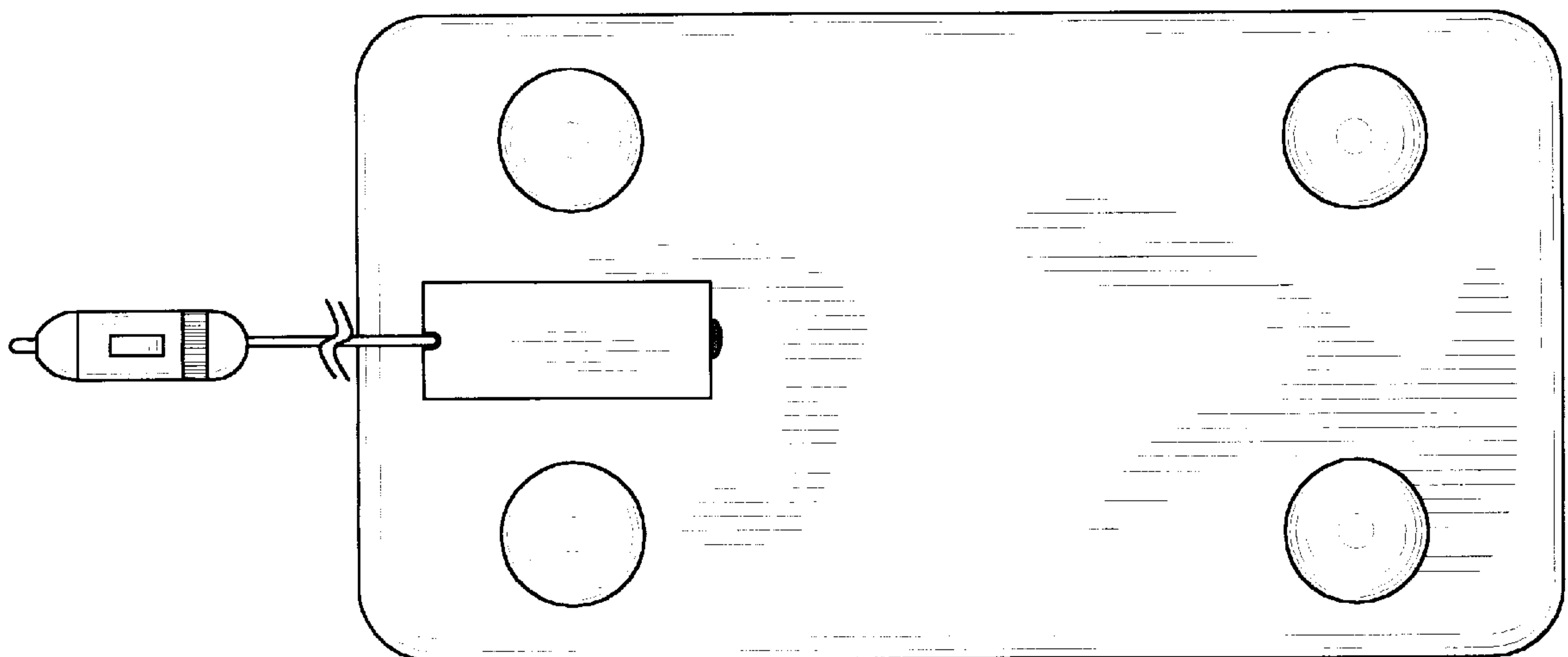
*Fig. 3*



*Fig. 4*



*Fig. 5*



*Fig. 6*