



US00D418915S

# United States Patent [19]

[11] **Patent Number: Des. 418,915**

**Doms et al.**

[45] **Date of Patent: \*\* Jan. 11, 2000**

[54] **DOOR PANEL FOR AN ANALYTICAL INSTRUMENT**

*Attorney, Agent, or Firm*—Orrick, Herrington & Sutcliffe LLP

[75] Inventors: **Lutz Doms**, Port Chester, N.Y.; **Julian Schlagheck**, Munich, Germany

[57] **CLAIM**

The ornamental design for a door panel for an analytical instrument, as shown and described.

[73] Assignee: **Bayer Corporation**, Tarrytown, N.Y.

**DESCRIPTION**

[\*\*] Term: **14 Years**

[21] Appl. No.: **29/090,684**

FIG. 1 is a perspective view of a door panel for an analytical instrument showing our new design, the broken line showing is for illustrative purposes only and forms no part of the claimed design;

[22] Filed: **Jul. 14, 1998**

[51] **LOC (7) Cl.** ..... **24-01**

FIG. 2 is a front view of the a door panel for an analytical instrument of FIG. 1;

[52] **U.S. Cl.** ..... **D24/107; D24/231; D24/232**

FIG. 3 is a left side view of the a door panel for an analytical instrument of FIG. 1, the right side view being a mirror image thereof;

[58] **Field of Search** ..... D24/231, 232, D24/286, 285, 107; D6/492; D10/81, 75; D14/115; 422/62, 64, 63, 66, 65

FIG. 4 is a top view of the a door panel for an analytical instrument of FIG. 1;

[56] **References Cited**

**U.S. PATENT DOCUMENTS**

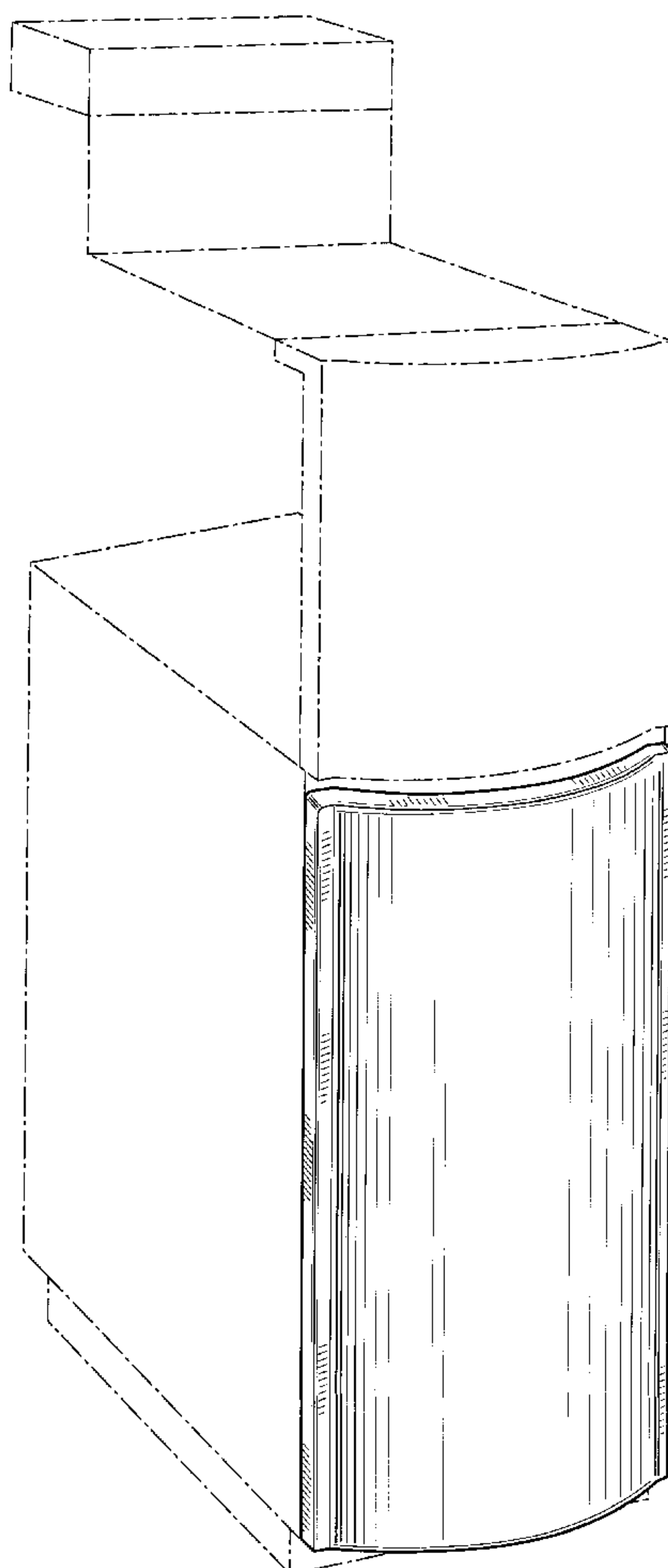
- D. 304,307 10/1989 Nagai et al. .... D24/232 X
- D. 351,469 10/1994 Okamoto et al. .... D24/186 X
- D. 368,143 3/1996 Willows et al. .... D24/232 X

FIG. 5 is a bottom view of the a door panel for an analytical instrument of FIG. 1; and,

FIG. 6 is a rear view of the a door panel for an analytical instrument of FIG. 1.

*Primary Examiner*—Stella Reid  
*Assistant Examiner*—I Simmons

**1 Claim, 3 Drawing Sheets**



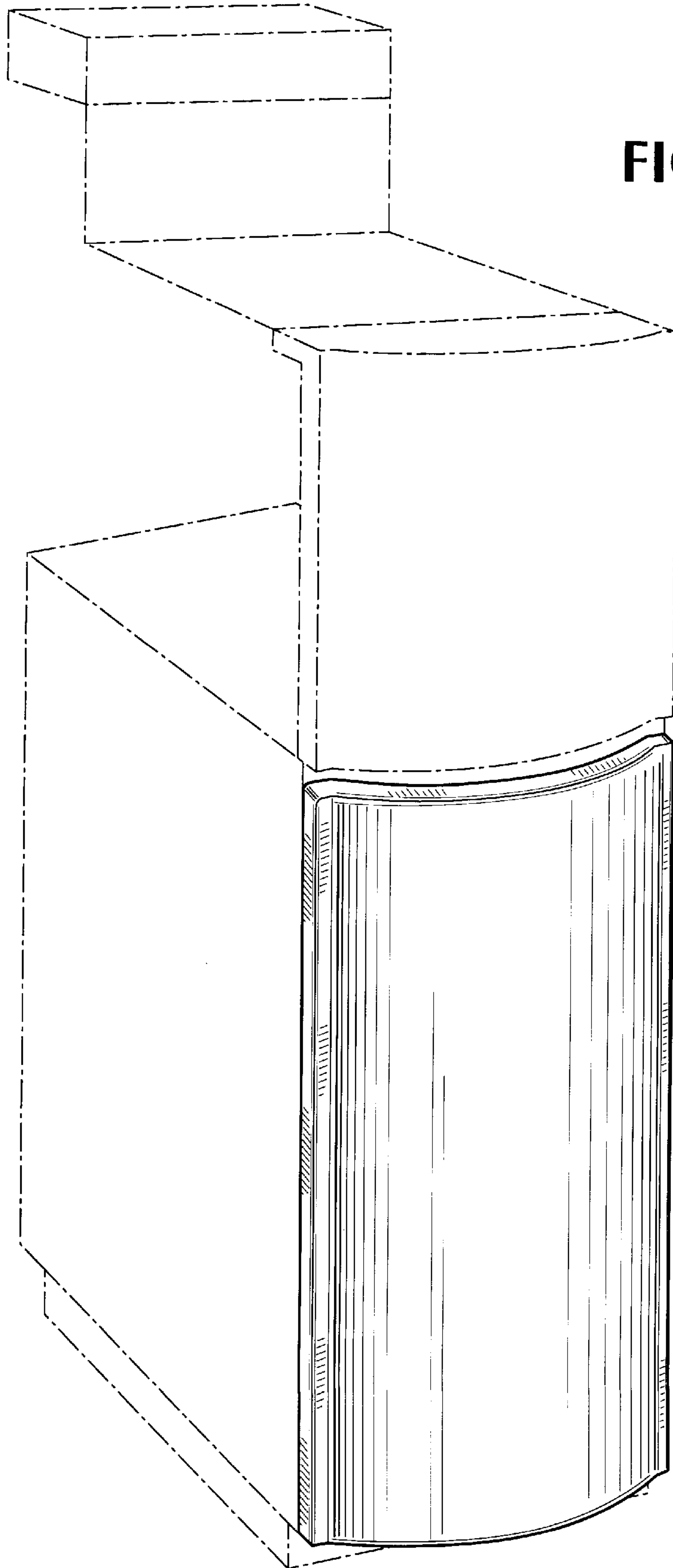



FIG. 1

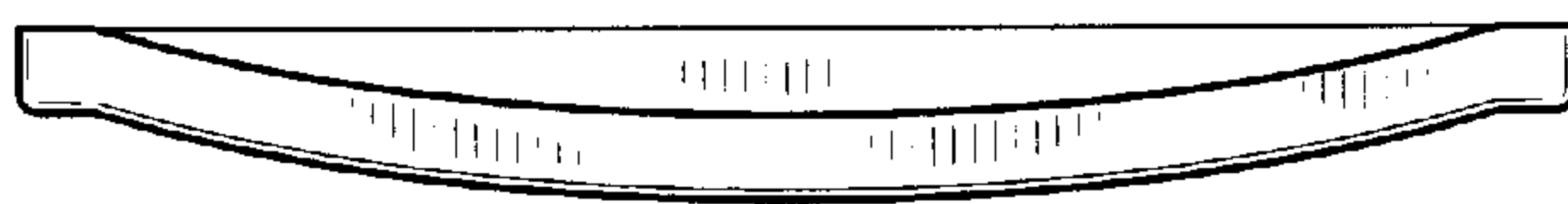
**FIG. 2**



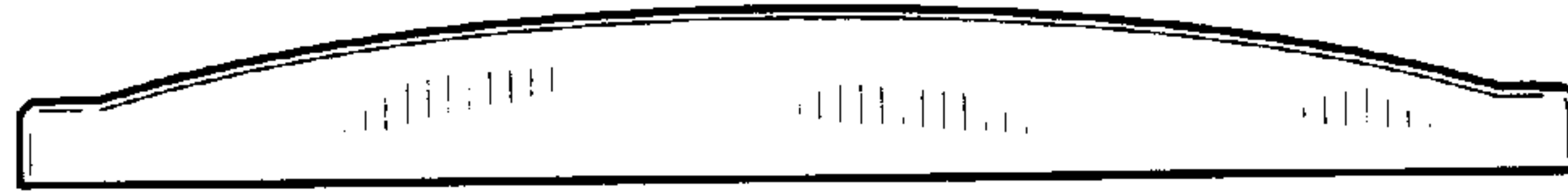
**FIG. 3**



**FIG. 4**



**FIG. 5**



**FIG. 6**

