



US00D418899S

United States Patent [19] Firman

[11] **Patent Number: Des. 418,899**

[45] **Date of Patent: ** Jan. 11, 2000**

[54] **FISH LURE**

[75] Inventor: **Herman P. Firmin**, Baton Rouge, La.

[73] Assignee: **Knight Manufacturing Co., Inc.**, Tyler, Tex.

[**] Term: **14 Years**

[21] Appl. No.: **29/087,594**

[22] Filed: **May 6, 1998**

[51] **LOC (7) Cl.** **22-05**

[52] **U.S. Cl.** **D22/133**

[58] **Field of Search** D22/126, 132,
D22/133; D21/599; 43/42.26, 42.32, 42.34,
42.39, 42.45

[56] **References Cited**

U.S. PATENT DOCUMENTS

- D. 149,217 4/1948 Richards D22/133
- D. 386,733 11/1997 Rossman et al. D21/599
- D. 387,314 12/1997 Suckow et al. D21/599

- D. 404,683 1/1999 Kostic D21/599
- 3,199,244 8/1965 Frederiksen, Sr. D22/133
- 4,317,305 3/1982 Firmin 43/42.24
- 5,815,978 10/1998 Huddleston 43/42.39

Primary Examiner—Louis S. Zarfes
Assistant Examiner—Inga-Maria Hyttinen
Attorney, Agent, or Firm—Charles M. Kaplan


[57] **CLAIM**

The ornamental design for a fish lure, as shown and described.

DESCRIPTION

FIG. 1 is a side elevational view of a fish lure embodying my new design;
FIG. 2 is a side elevational view of the opposite side of the fish lure;
FIG. 3 is a front elevational view of the fish lure;
FIG. 4 is a rear elevational view of the fish lure;
FIG. 5 is a top plan view of the fish lure; and,
FIG. 6 is a bottom plan view of the fish lure.

1 Claim, 3 Drawing Sheets



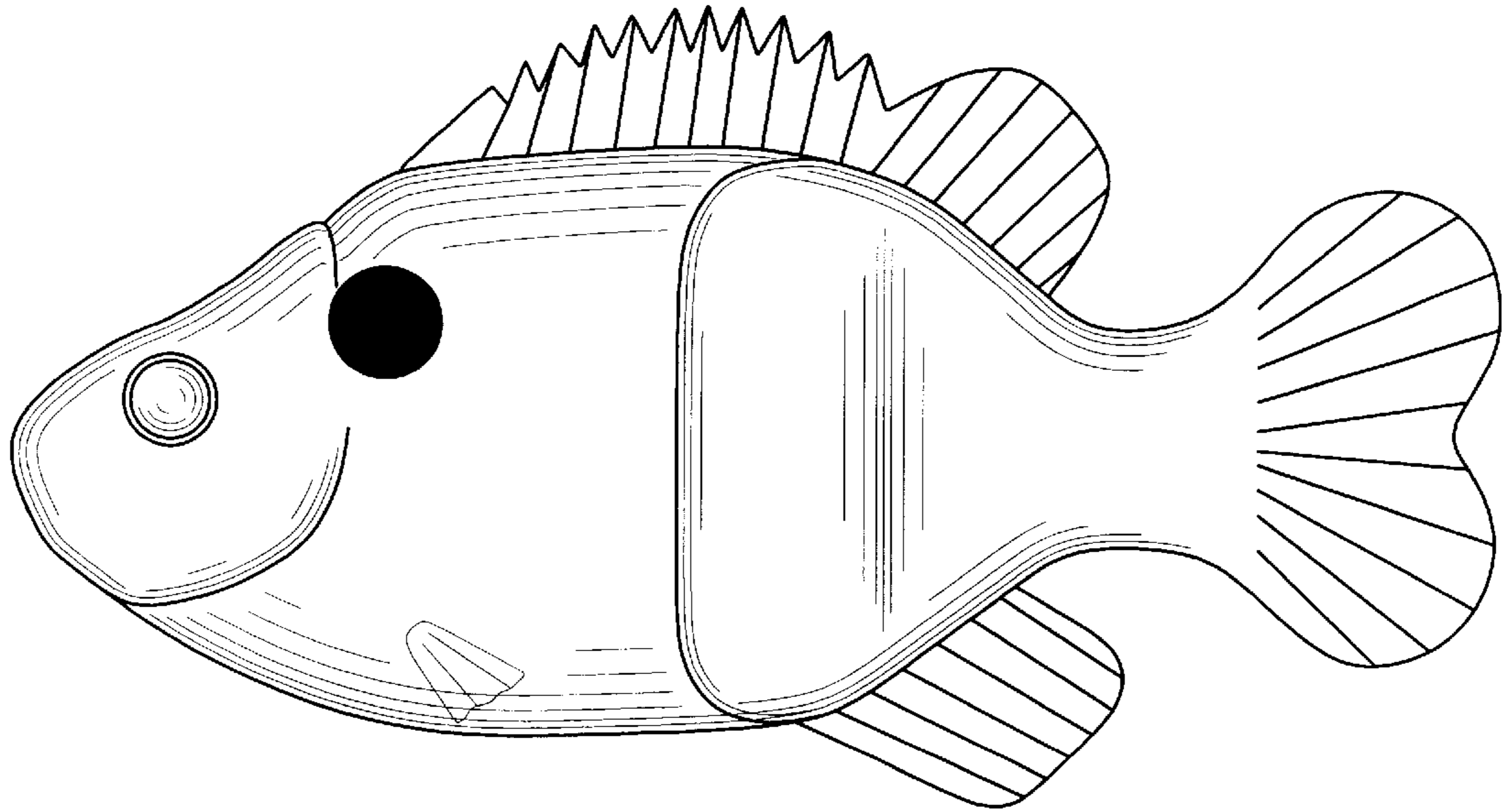


Fig. 1

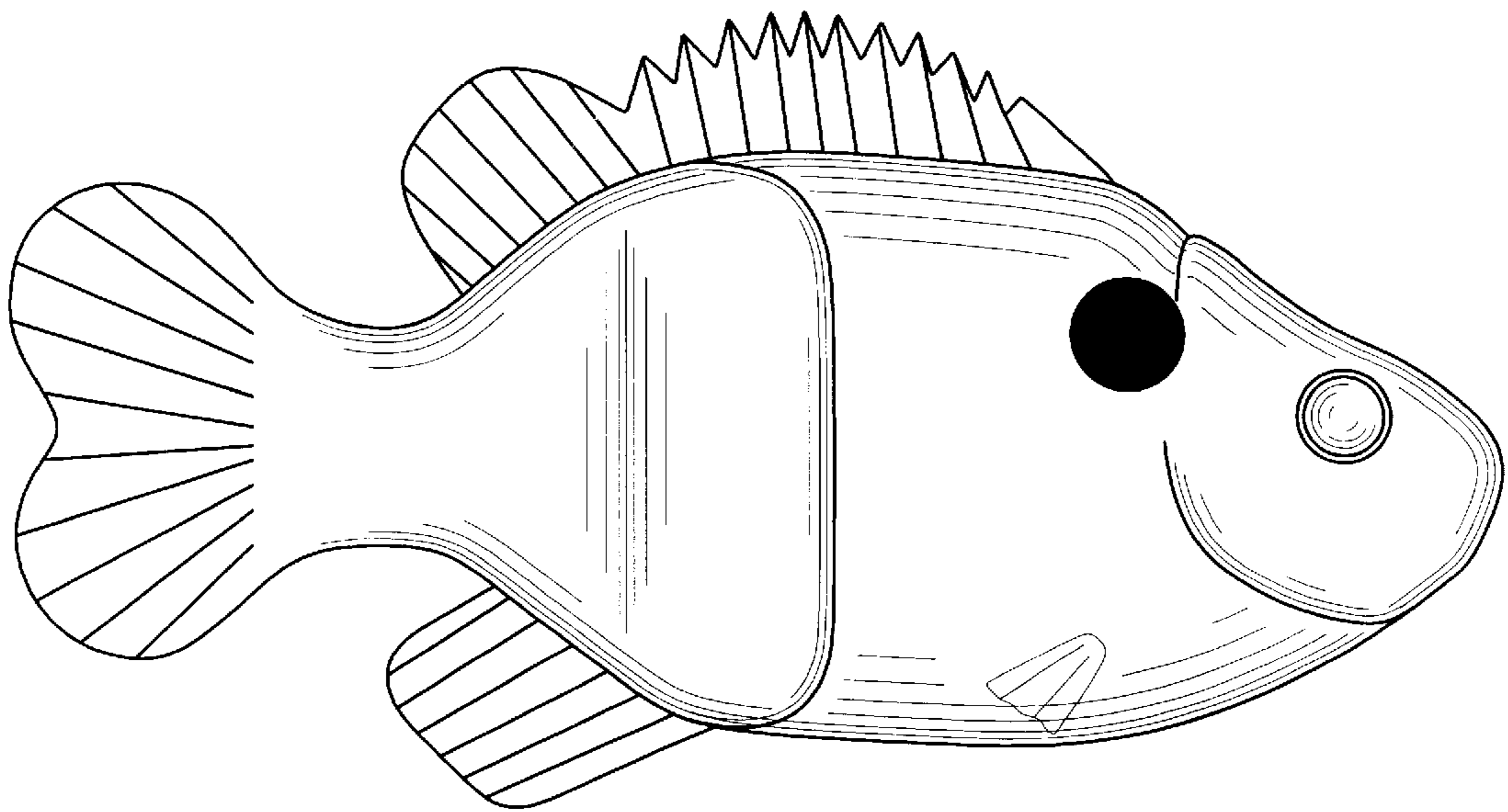


Fig. 2

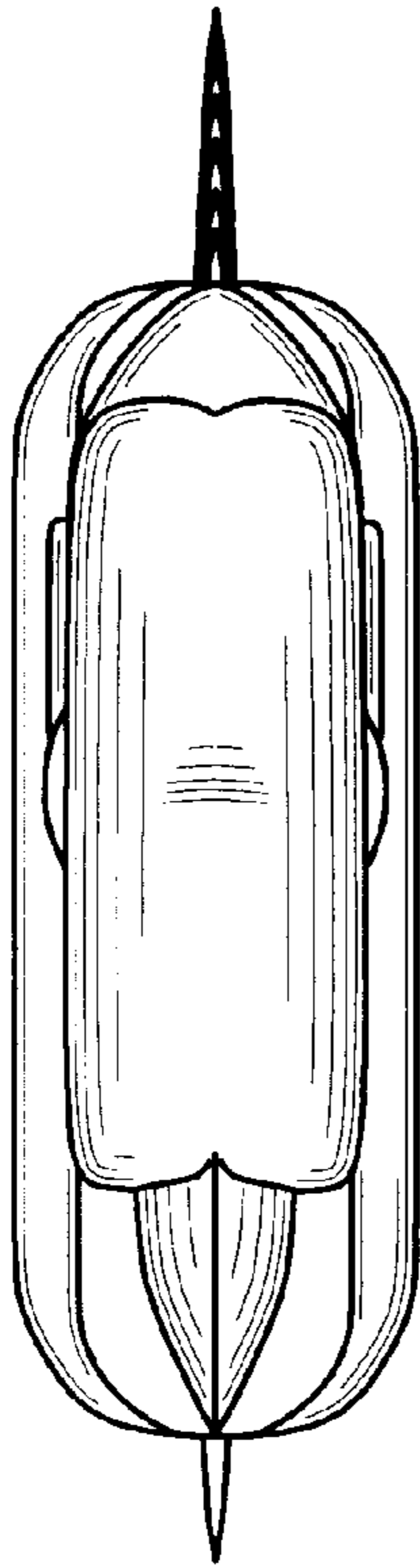


Fig. 3




Fig. 4

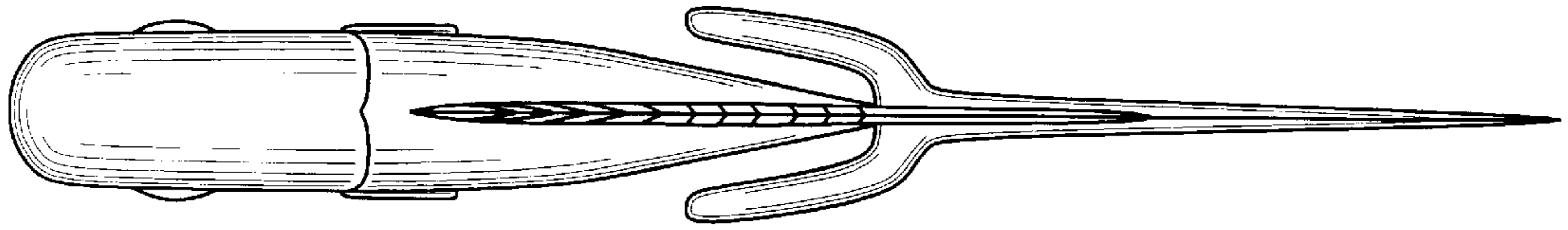


Fig. 5

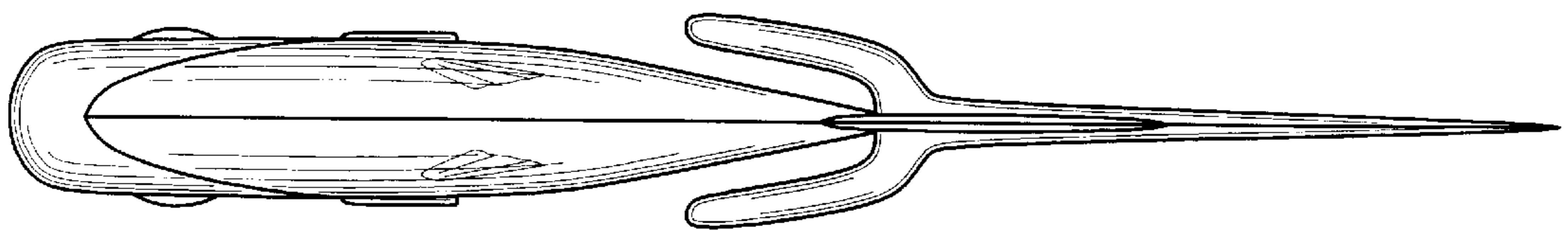


Fig. 6