



US00D418889S

United States Patent [19] Robinette

[11] **Patent Number: Des. 418,889**

[45] **Date of Patent: ** Jan. 11, 2000**

[54] **PORTION OF A SNOWBOARD**

[75] Inventor: **Christopher A. Robinette**, Lake Oswego, Oreg.

[73] Assignee: **Nike, Inc.**, Beaverton, Oreg.

[**] Term: **14 Years**

[21] Appl. No.: **29/096,492**

[22] Filed: **Nov. 13, 1998**

[51] **LOC (7) Cl. 21-02**

[52] **U.S. Cl. D21/760; D21/801; D12/8**

[58] **Field of Search D21/760, 769, D21/770, 771, 801, 803; 280/608, 609, 142; 441/68, 70, 74; D12/8**

[56] **References Cited**

U.S. PATENT DOCUMENTS

D. 373,554	9/1996	Sherrard	D12/8
D. 406,626	3/1999	Hauser et al.	D21/760
5,340,144	8/1994	Eleneke	280/609
5,782,482	7/1998	Andrus et al.	280/602

OTHER PUBLICATIONS

K2 Zeppelin product information. (Prior to the filing date of this application).

Photograph of snowboard by Marker. (Prior to the filing date of this application).

Primary Examiner—Kay H. Chin
Attorney, Agent, or Firm—Banner & Witcoff, Ltd.

[57] **CLAIM**

The ornamental design for a portion of a snowboard, as shown and described.

DESCRIPTION

FIG.1 is a perspective view of a portion of a snowboard showing my new design;

FIG. 2 is a top plan view thereof;

FIG. 3 is a cross section thereof taken along line 3—3 of FIG. 2;

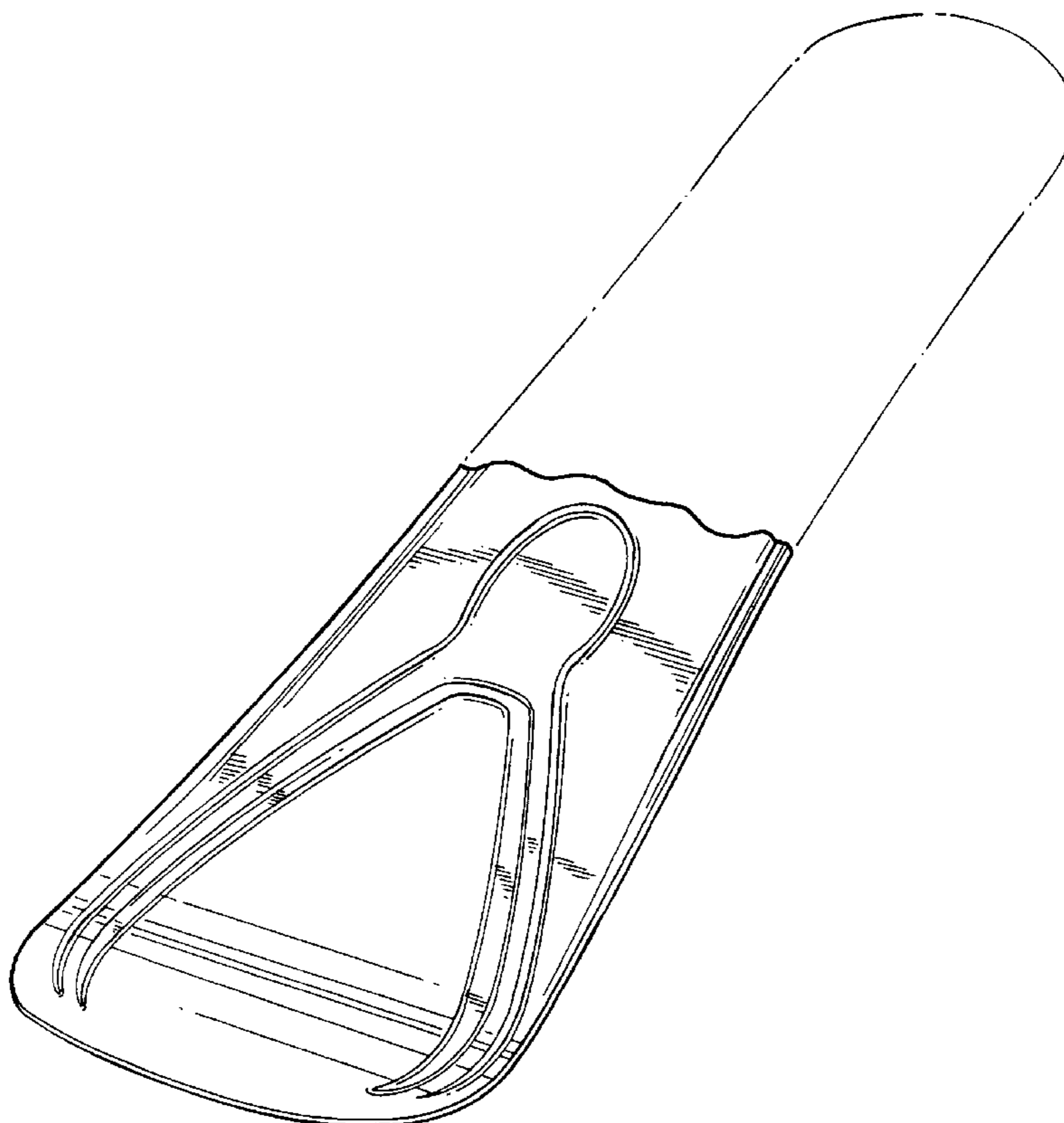
FIG. 4 is a cross section thereof taken along line 4—4 of FIG. 2;

FIG. 5 is a bottom plan view thereof; and,

FIG. 6 is a side elevational view thereof with the other side being a mirror image.

The uneven broken line showing of the remainder of the snowboard is for illustrative purposes only and forms no part of the claimed design.

1 Claim, 3 Drawing Sheets



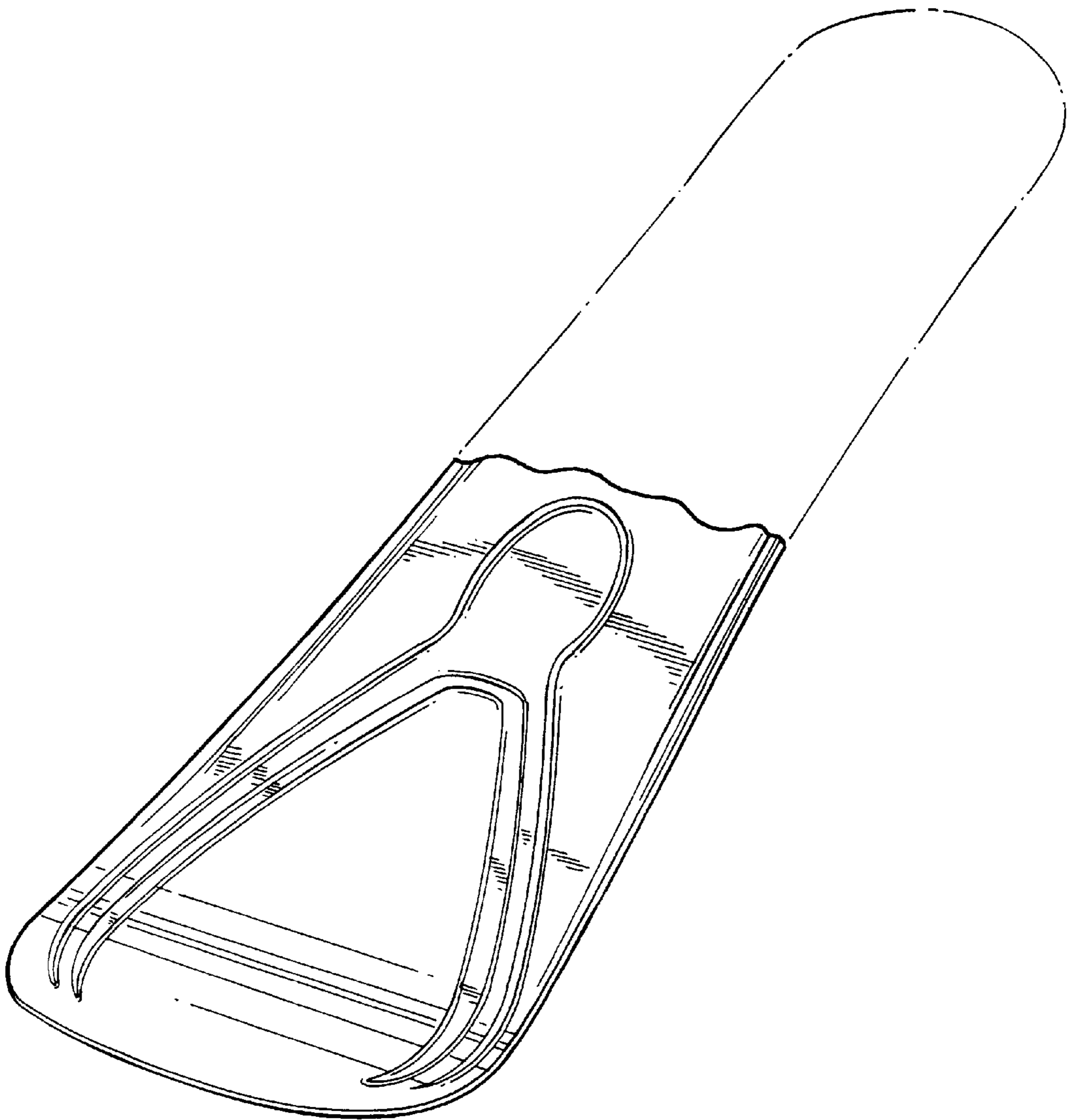


FIG. 1

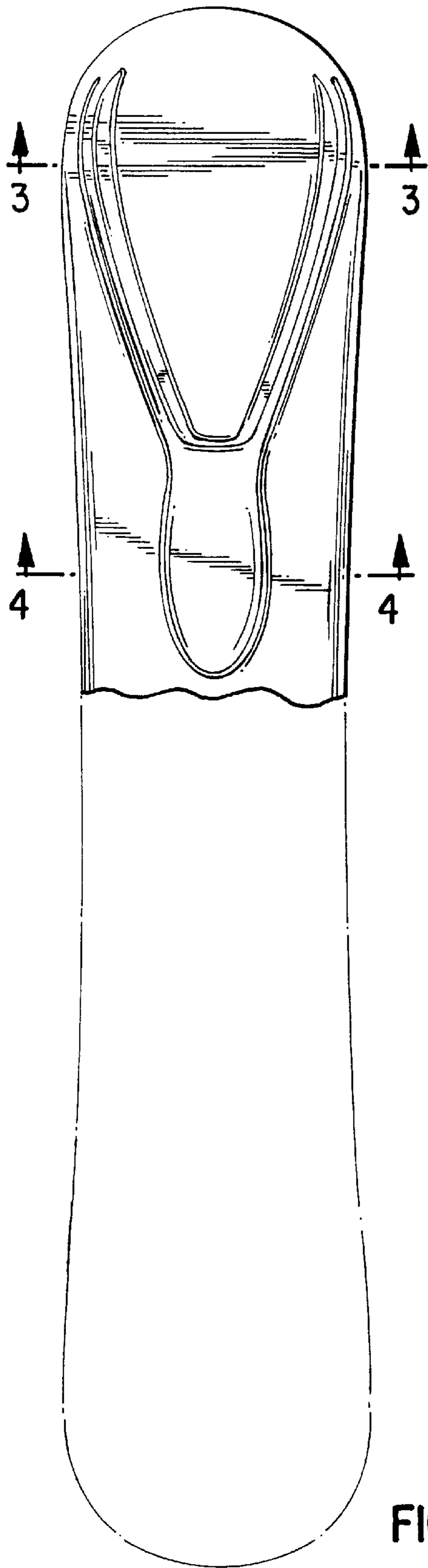


FIG. 2




FIG. 3



FIG. 4

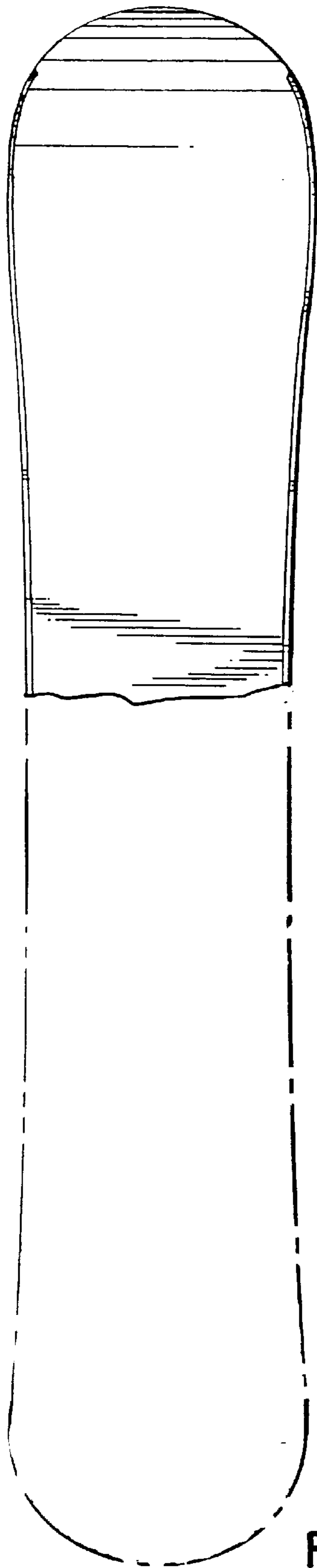


FIG. 5



FIG. 6