



US00D418886S

United States Patent [19] Feng

[11] **Patent Number: Des. 418,886**

[45] **Date of Patent: ** Jan. 11, 2000**

[54] **GOLF CLUB HEAD**

[75] Inventor: **Tony Feng**, Kaohsiung, Taiwan

[73] Assignee: **Pintracker Golf, Inc.**

[**] Term: **14 Years**

[21] Appl. No.: **29/084,428**

[22] Filed: **Mar. 3, 1998**

[51] **LOC (7) Cl.** **21-02**

[52] **U.S. Cl.** **D21/749**

[58] **Field of Search** D21/747-751;
473/350, 324, 327, 328, 330, 331

[56] **References Cited**

U.S. PATENT DOCUMENTS

- D. 372,285 7/1996 Fortini D21/747
- D. 375,769 11/1996 Hutin et al. D21/749
- D. 404,453 1/1999 Wozny et al. D21/749

Primary Examiner—Mitchell Siegel

Attorney, Agent, or Firm—Lee, Mann, Smith, McWilliams, Sweeney & Ohlson

[57] **CLAIM**

The ornamental design for a golf club head, as shown and described.

DESCRIPTION

FIG. 1 is a perspective view of the golf club head according to the invention;
 FIG. 2 is a front elevational view of the golf club head in FIG. 1;
 FIG. 3 is a toe end elevational view of the golf club head in FIG. 1;
 FIG. 4 is a rear elevational view of the golf club head in FIG. 1;
 FIG. 5 is a heel end elevational view of the golf club head in FIG. 1;
 FIG. 6 is a top plan view of the golf club head in FIG. 1; and,
 FIG. 7 is a bottom plan view of the golf club head in FIG. 1.

1 Claim, 3 Drawing Sheets



Fig. 1



Fig. 2




Fig. 3

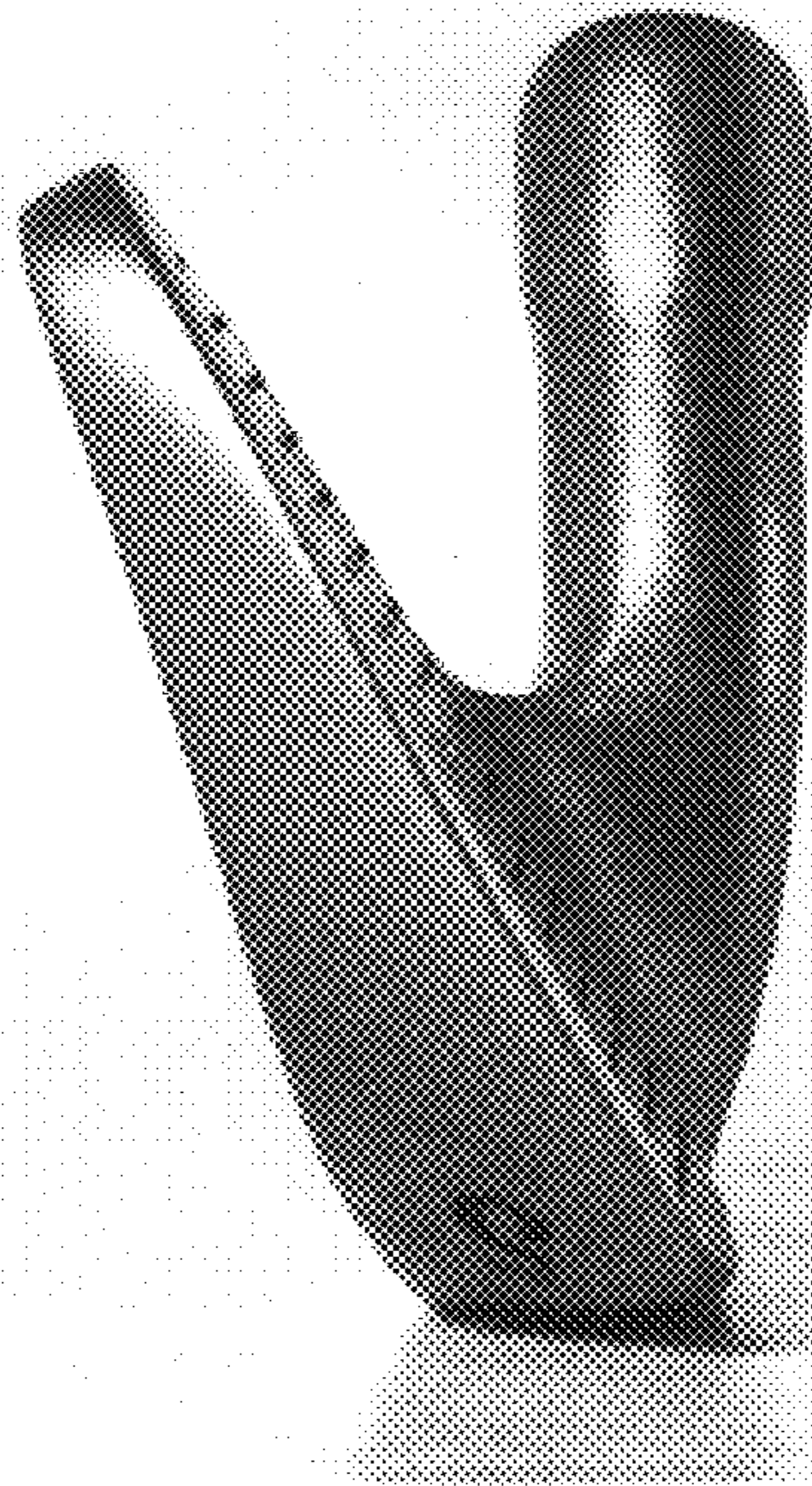


Fig. 4



Fig. 5




Fig. 6




Fig. 7

