



US00D418874S

United States Patent [19] Shapiro

[11] Patent Number: **Des. 418,874**

[45] Date of Patent: **** Jan. 11, 2000**

[54] **PENCIL SHARPENER**

[75] Inventor: **Bruce Shapiro**, Highland Park, Ill.

[73] Assignee: **It's Academic of Illinois, Inc.**, Buffalo Grove, Ill.

[**] Term: **14 Years**

[21] Appl. No.: **29/109,538**

[22] Filed: **Jul. 17, 1999**

[51] **LOC (7) Cl.** **19-06**

[52] **U.S. Cl.** **D19/73; D19/65**

[58] **Field of Search** D19/35, 36, 65,
D19/73, 74, 95, 96, 97, 99, 100; 144/28.1,
28.11, 28.2, 28.7-28.71, 30; 30/451, 452,
454, 455, 457

[56] **References Cited**

U.S. PATENT DOCUMENTS

- D. 251,977 5/1979 Leuenberger et al. D19/73
- D. 297,438 8/1988 Evenson D19/73

- D. 335,308 5/1993 Shapiro et al. D19/73
- D. 383,165 9/1997 Gstalder D19/73
- D. 387,091 12/1997 Anderson D19/73
- 1,479,921 1/1924 Miller 30/457
- 2,642,044 6/1953 Mussguller 30/451
- 4,248,283 2/1981 Kaye 30/454

Primary Examiner—Martie K. Holtje
Attorney, Agent, or Firm—Rockey, Milnamow & Katz

[57] **CLAIM**

The ornamental design for a pencil sharpener, as shown and described.

DESCRIPTION

FIG. 1 is a perspective view of a pencil sharpener, showing my new design;
FIG. 2 is a left side elevational view thereof;
FIG. 3 is a front elevational view thereof, the rear elevational view being the mirror image thereof;
FIG. 4 is a right side elevational view thereof;
FIG. 5 is a top plan view thereof; and,
FIG. 6 is a bottom plan view thereof.

1 Claim, 1 Drawing Sheet




FIG. 1

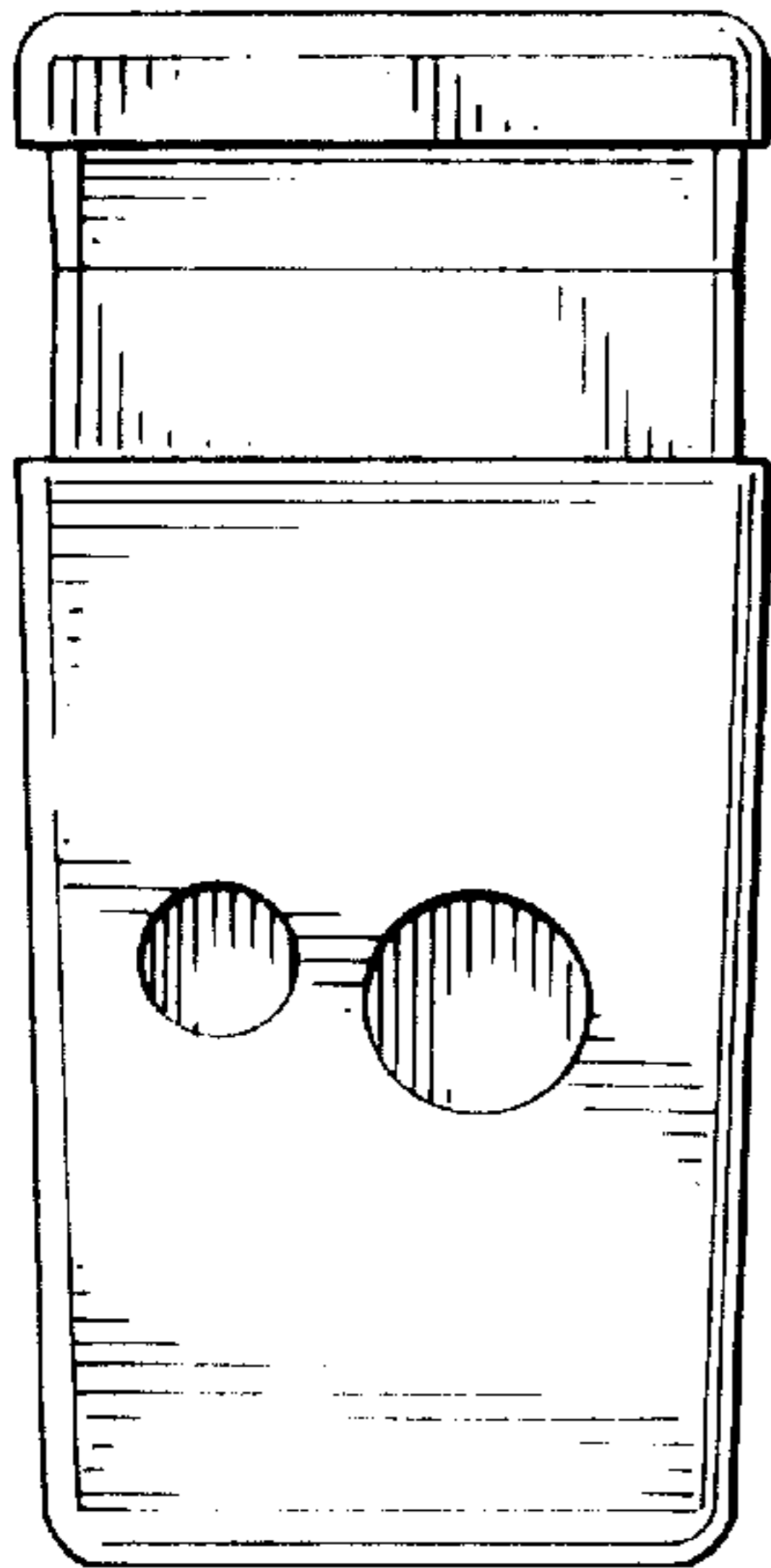



FIG. 2




FIG. 3




FIG. 4

FIG. 5




FIG. 6

