



US00D418872S

# United States Patent [19]

Leibeck

[11] **Patent Number: Des. 418,872**

[45] **Date of Patent: \*\* Jan. 11, 2000**

[54] **INSTRUMENT FOR WRITING, DRAWING OR MARKING**

[75] Inventor: **Christian Leibeck**, Nürnberg, Germany

[73] Assignee: **J.S. Staedtler GmbH & Co.**, Nürnberg, Germany

[\*\*] Term: **14 Years**

[21] Appl. No.: **29/091,252**

[22] Filed: **Jul. 22, 1998**

[30] **Foreign Application Priority Data**

Jan. 28, 1998 [DE] Germany ..... M 98 00 694

[51] **LOC (7) Cl.** ..... **19-06**

[52] **U.S. Cl.** ..... **D19/50; D19/51; D19/56**

[58] **Field of Search** ..... D19/35, 36, 41-51, D19/53-58, 81-85; 401/196, 198, 202, 67, 88, 261

[56] **References Cited**

**U.S. PATENT DOCUMENTS**

D. 139,903 1/1945 Baff ..... D19/51

D. 173,480	11/1954	Fink	.....	D19/48
D. 310,100	8/1990	Yubisui	.....	D19/48
D. 321,009	10/1991	Yubisui	.....	D19/43 X
D. 342,088	12/1993	Sonntag et al.	.....	D19/48
D. 370,234	5/1996	Johnson	.....	D19/45
D. 374,251	10/1996	Briggl	.....	D19/48
D. 380,008	6/1997	Briggl	.....	D19/50

*Primary Examiner*—Martie K. Holtje  
*Attorney, Agent, or Firm*—Friedrich Kueffner

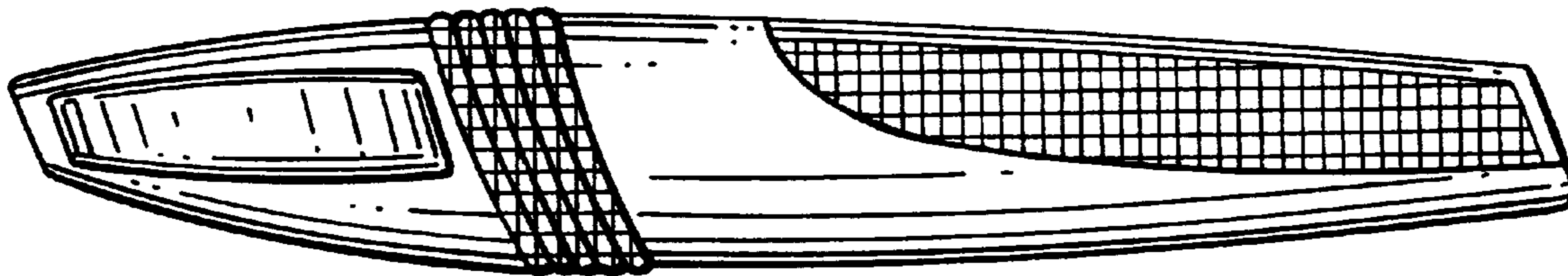
[57] **CLAIM**

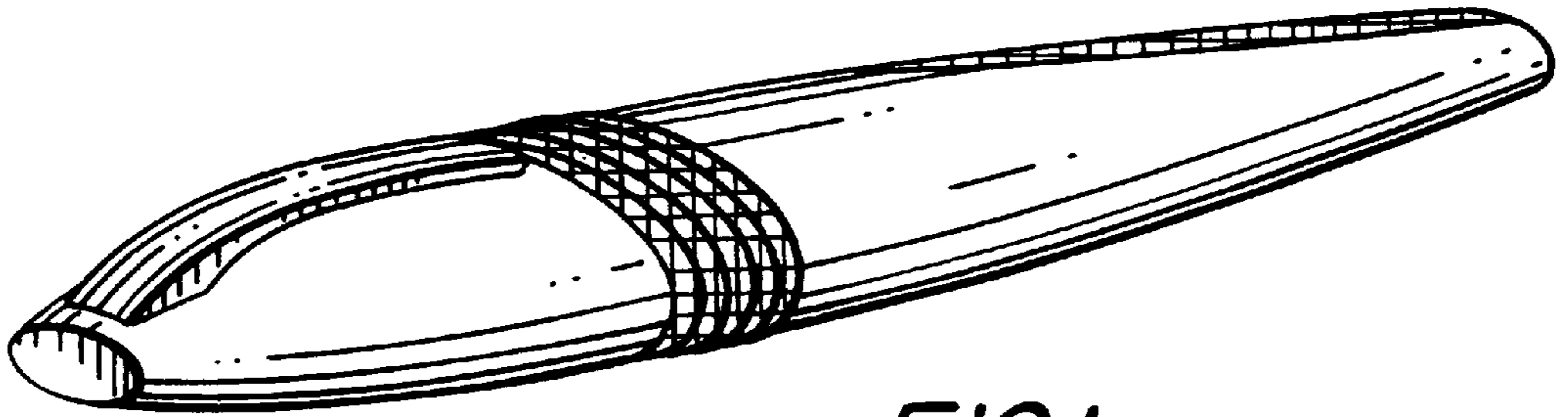
The ornamental design for a instrument for writing, drawing or marking as shown and described.

**DESCRIPTION**

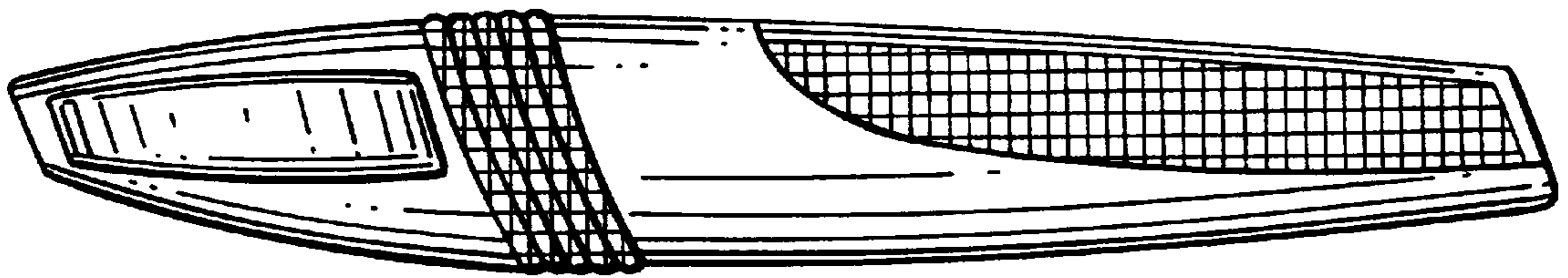
FIG. 1 is a perspective front view of a instrument for writing, drawing or marking showing my new design;  
FIG. 2 is a front view thereof;  
FIG. 3 is a rear view thereof;  
FIG. 4 is a side view thereof;  
FIG. 5 is a another side view thereof;  
FIG. 6 is a top view thereof; and,  
FIG. 7 is a bottom view thereof.  
The drawing is lined for the color yellow.

**1 Claim, 3 Drawing Sheets**

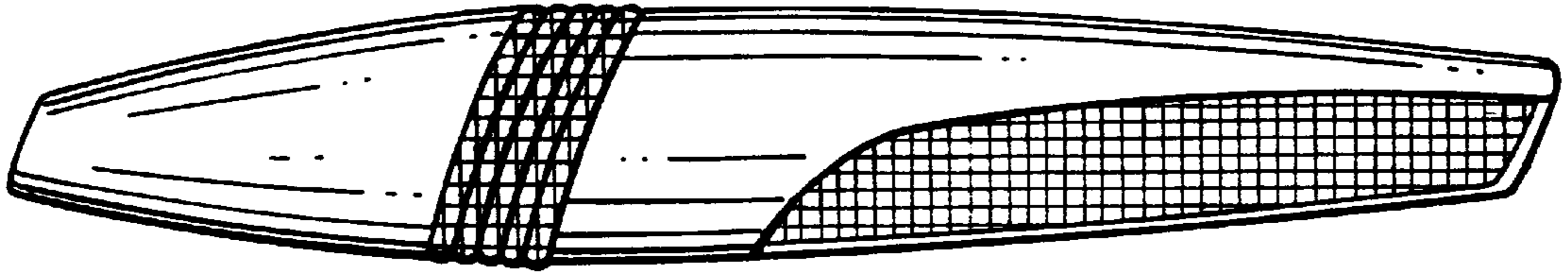




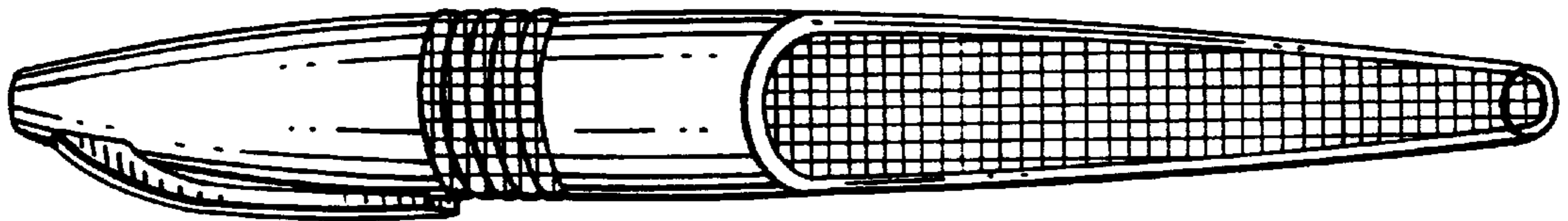
*FIG. 1*




*FIG. 2*




*FIG. 3*



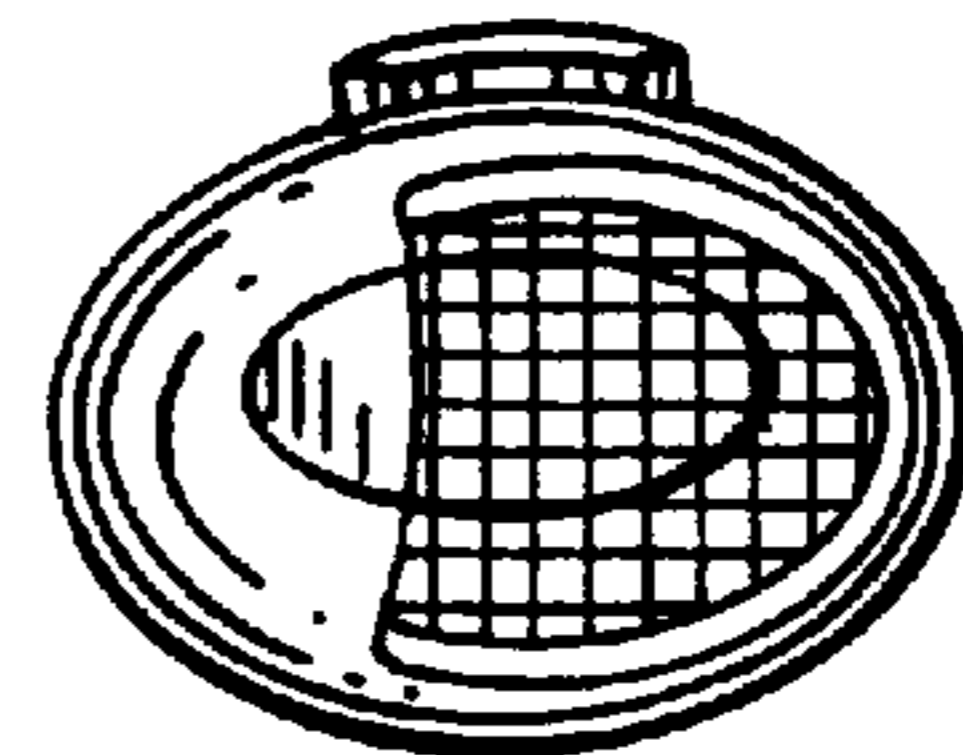
*FIG. 4*



*FIG. 5*



*FIG. 6*



*FIG. 7*