



US00D418849S

United States Patent [19]

Becker et al.

[11] Patent Number: **Des. 418,849**

[45] Date of Patent: **** Jan. 11, 2000**

[54] **BINOCULARS**

[75] Inventors: **Arthur Becker**, New York; **Claudio Santiago Ribeiro**, Brooklyn, both of N.Y.

[73] Assignee: **BNOX, Inc.**, New York, N.Y.

[**] Term: **14 Years**

[21] Appl. No.: **29/097,475**

[22] Filed: **Dec. 8, 1998**

[51] **LOC (7) Cl.** **16-06**

[52] **U.S. Cl.** **D16/133**

[58] **Field of Search** D16/130, 133;
359/408, 409, 410, 411, 412, 417, 418,
421, 422

[56] **References Cited**

U.S. PATENT DOCUMENTS

- D. 179,088 10/1956 Klein D16/133
- D. 310,230 8/1990 Huston .
- D. 311,013 10/1990 Wakayama et al. .
- D. 336,654 6/1993 Kung .
- D. 349,509 8/1994 Williams, Jr. et al. .
- D. 360,215 7/1995 Moro et al. D16/133
- D. 362,005 9/1995 Lee et al. .
- D. 387,785 12/1997 Matsushita .

- 4,013,341 3/1977 Riley 359/408
- 5,495,364 2/1996 Palmer 359/412
- 5,694,243 12/1997 Gelardi et al. .
- 5,729,384 3/1998 Nishitani et al. .
- 5,822,115 10/1998 Umeda et al. .

Primary Examiner—Paula A. Mortimer
Attorney, Agent, or Firm—Fish & Richardson P.C.



[57] **CLAIM**

The ornamental design for binoculars, as shown and described.

DESCRIPTION

FIG. 1 is a bottom, rear, and left side perspective view of binoculars showing our new design; FIG. 2 is a top plan view thereof; FIG. 3 is a front elevational view thereof; FIG. 4 is a right side view thereof; FIG. 5 is a left side view thereof; FIG. 6 is a rear view thereof; FIG. 7 is a bottom plan view thereof; and, FIG. 8 is a left rear and bottom perspective view of an alternative embodiment. All other views correspond to the views shown in FIGS. 2—7 of the prior embodiment except for the absence of an arcuate relief between the two eyepieces.

1 Claim, 4 Drawing Sheets



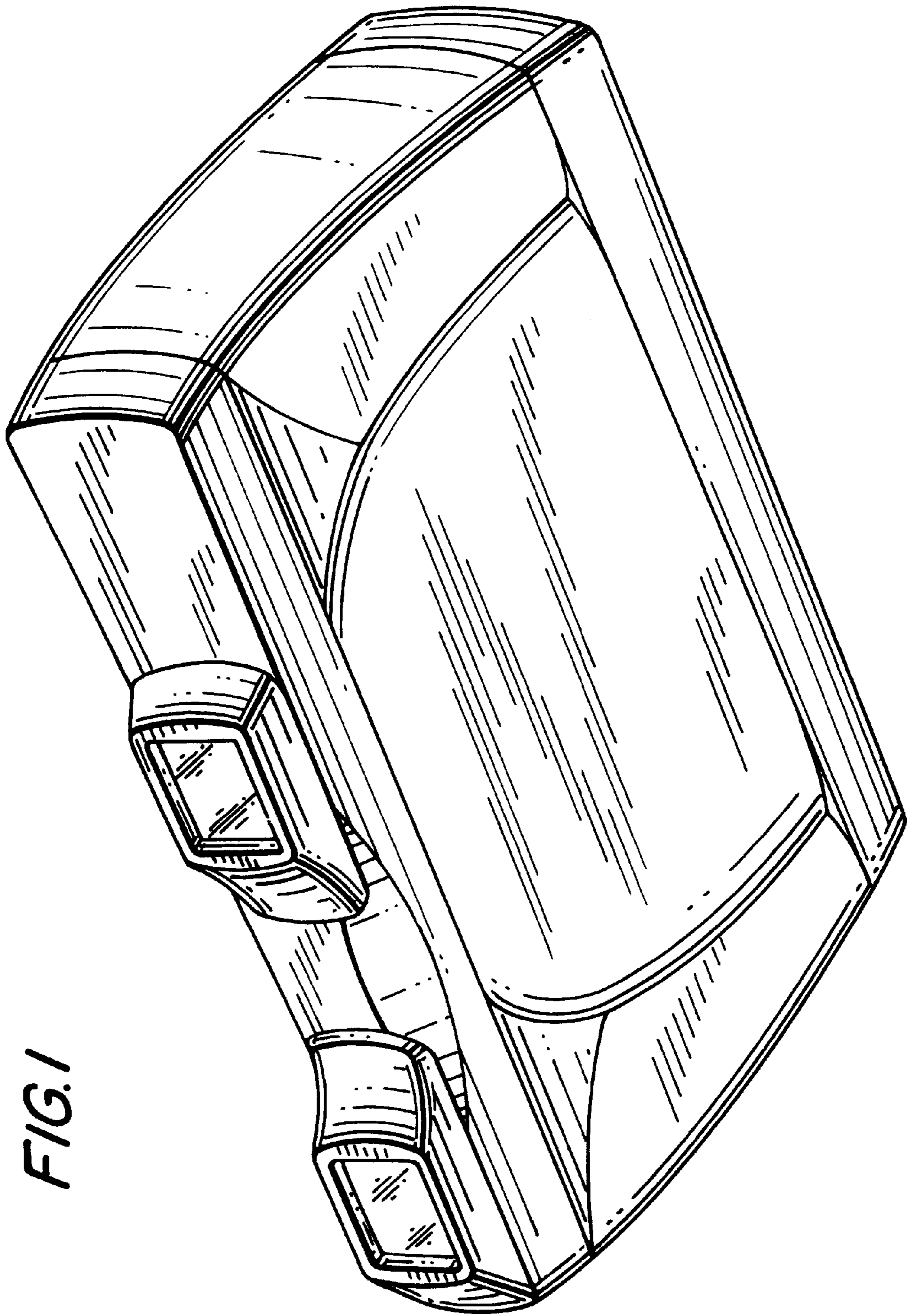


FIG. 1

FIG.2

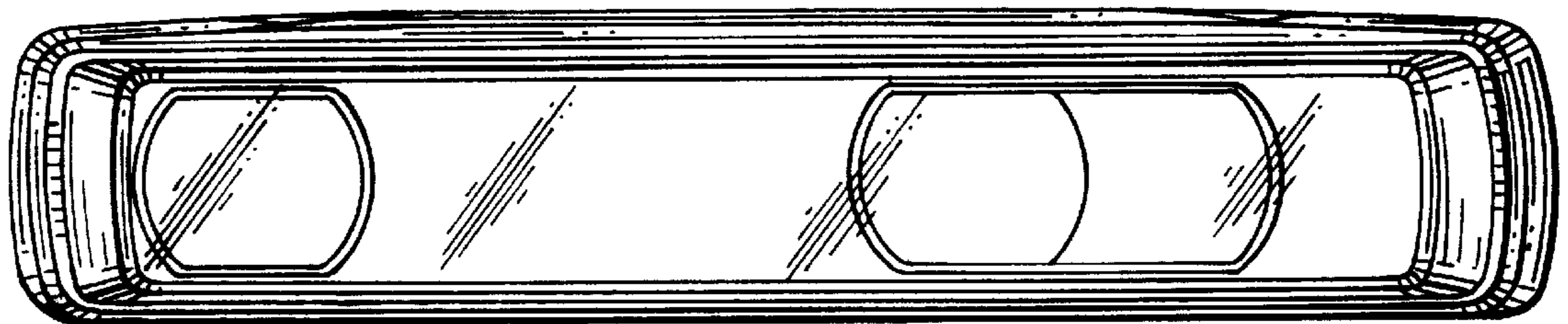



FIG.3

FIG.4




FIG. 5




FIG. 6

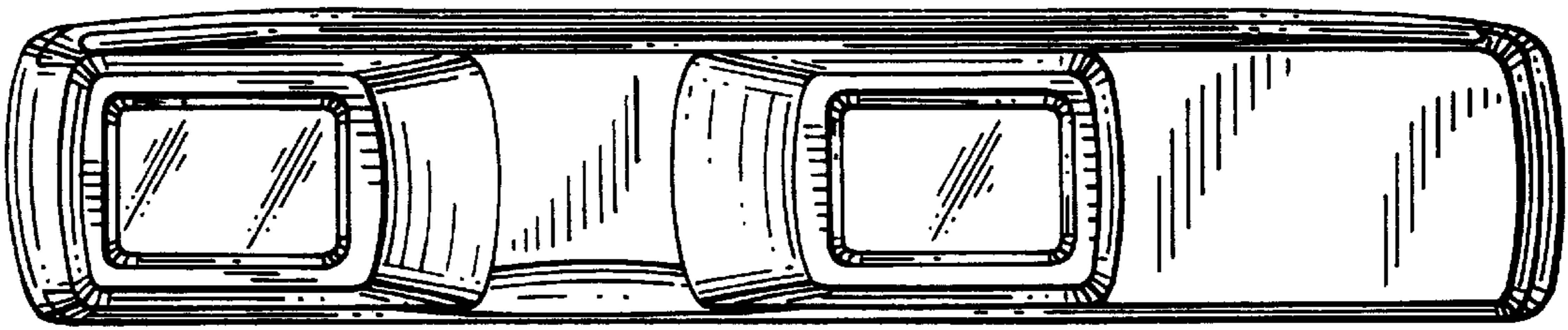



FIG. 7



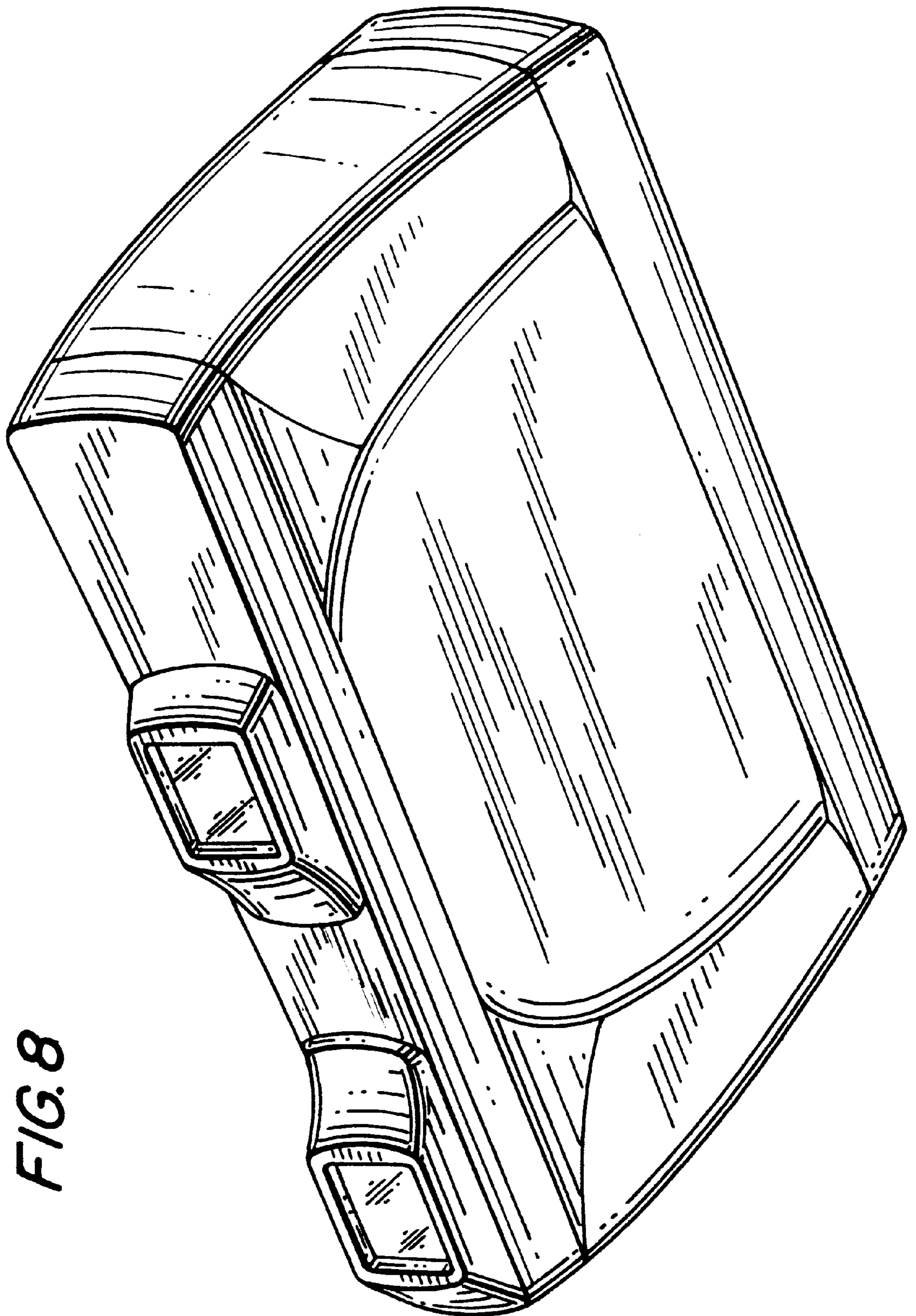


FIG. 8