



US00D418792S

# United States Patent [19]

[11] Patent Number: Des. 418,792

Iampen

[45] Date of Patent: \*\* Jan. 11, 2000

[54] TIRE COVER

[76] Inventor: **Marcel H. Iampen**, R.R. #1, S-13B,  
C21, Peachland, British Columbia,  
Canada, V0H 1X0

[\*\*] Term: **14 Years**

[21] Appl. No.: **29/070,145**

[22] Filed: **May 1, 1997**

[51] LOC (7) Cl. .... **12-16**

[52] U.S. Cl. .... **D12/202**

[58] Field of Search ..... D12/202, 181;  
224/42.12, 42.2, 42.21, 42.13, 42.24, 42.26

### [56] References Cited

#### U.S. PATENT DOCUMENTS

D. 88,359	11/1932	Lyon	.....	D12/202
D. 190,026	4/1961	Walker	.....	D12/202
D. 217,412	4/1970	Moquin	.....	D12/202
D. 305,322	1/1990	Campbell	.....	D12/202
D. 306,995	4/1990	Reed, Jr.	.....	D12/202
D. 377,002	12/1996	Tran	.....	D12/202
1,937,114	11/1933	Hansen et al.	.....	224/42.2 X
2,001,967	5/1935	Lyon	.....	224/42.2 X
2,001,969	5/1935	Lyon	.....	224/42.2 X
2,010,080	8/1935	Hansen et al.	.....	224/42.2 X
2,021,892	11/1935	Lyon	.....	D12/202
2,089,497	8/1937	Lyon	.....	150/54

2,107,015	2/1938	Short	.....	150/54
2,132,040	10/1938	Munro	.....	224/42.2 X
2,730,156	1/1956	Ansel	.....	152/185
2,835,222	5/1958	Hall	.....	224/42.2 X
2,849,045	8/1958	Anderson	.....	154/54
3,770,035	11/1973	Haye, Sr.	.....	150/54
3,893,497	7/1975	Vagias	.....	152/179
4,121,638	10/1978	Phillips	.....	150/54
4,214,683	7/1980	Wills et al.	.....	224/42.2
5,027,990	7/1991	Sonnenberg	.....	224/42.2

*Primary Examiner*—James Gandy  
*Assistant Examiner*—Stacia Sinuik  
*Attorney, Agent, or Firm*—Antony C. Edwards


### [57] CLAIM

The ornamental design for a tire cover, as shown and described.

### DESCRIPTION

FIG. 1 is a front perspective view of a tire cover, showing my new design;  
FIG. 2 is a rear perspective view thereof;  
FIG. 3 is a front elevational view thereof;  
FIG. 4 is a rear elevational view thereof;  
FIG. 5 is an enlarged top plan view thereof;  
FIG. 6 is an enlarged bottom plan view thereof; and,  
FIG. 7 is an enlarged right side view thereof, the left side being a mirror image thereof.

**1 Claim, 7 Drawing Sheets**



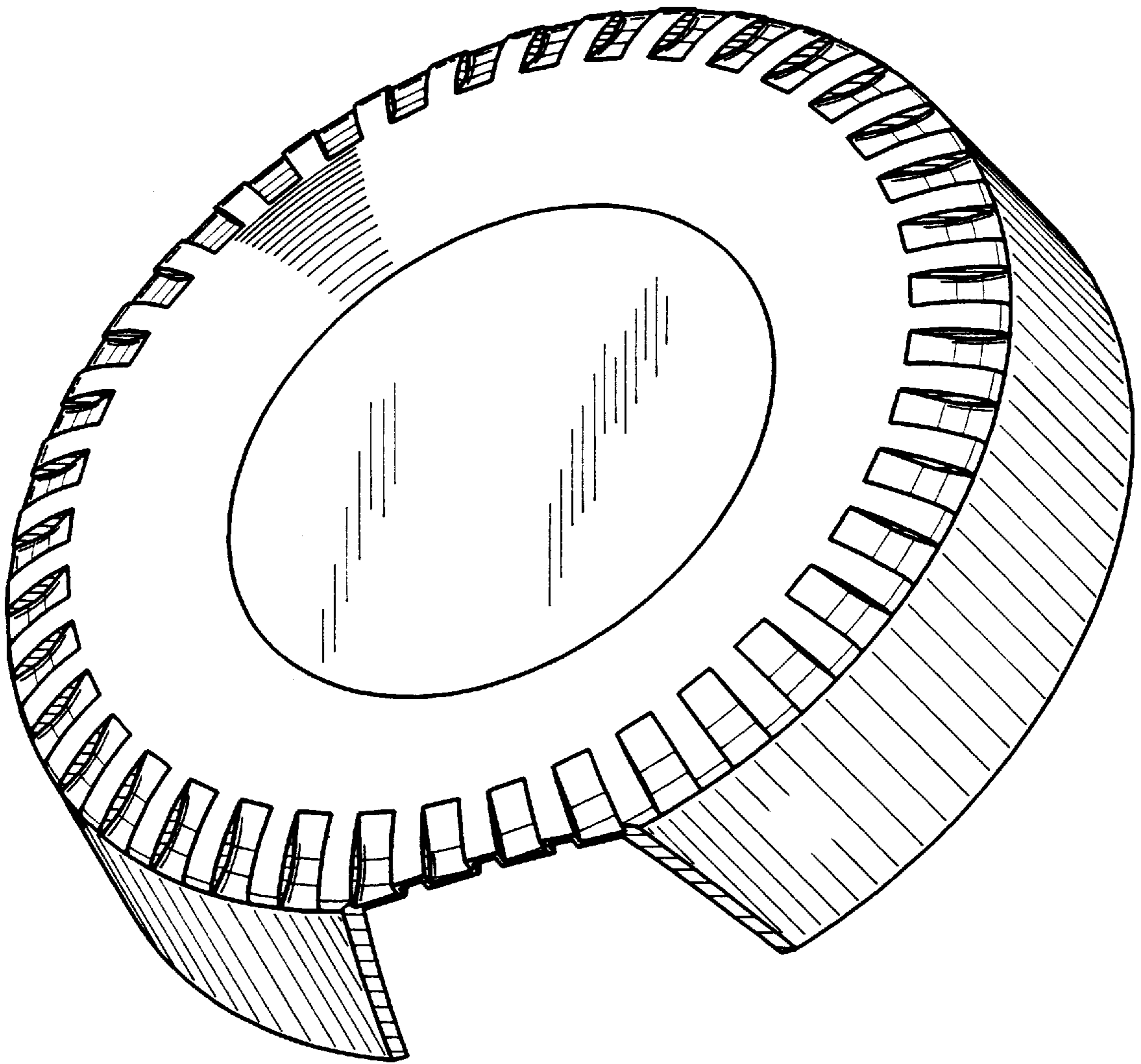


FIG. 1

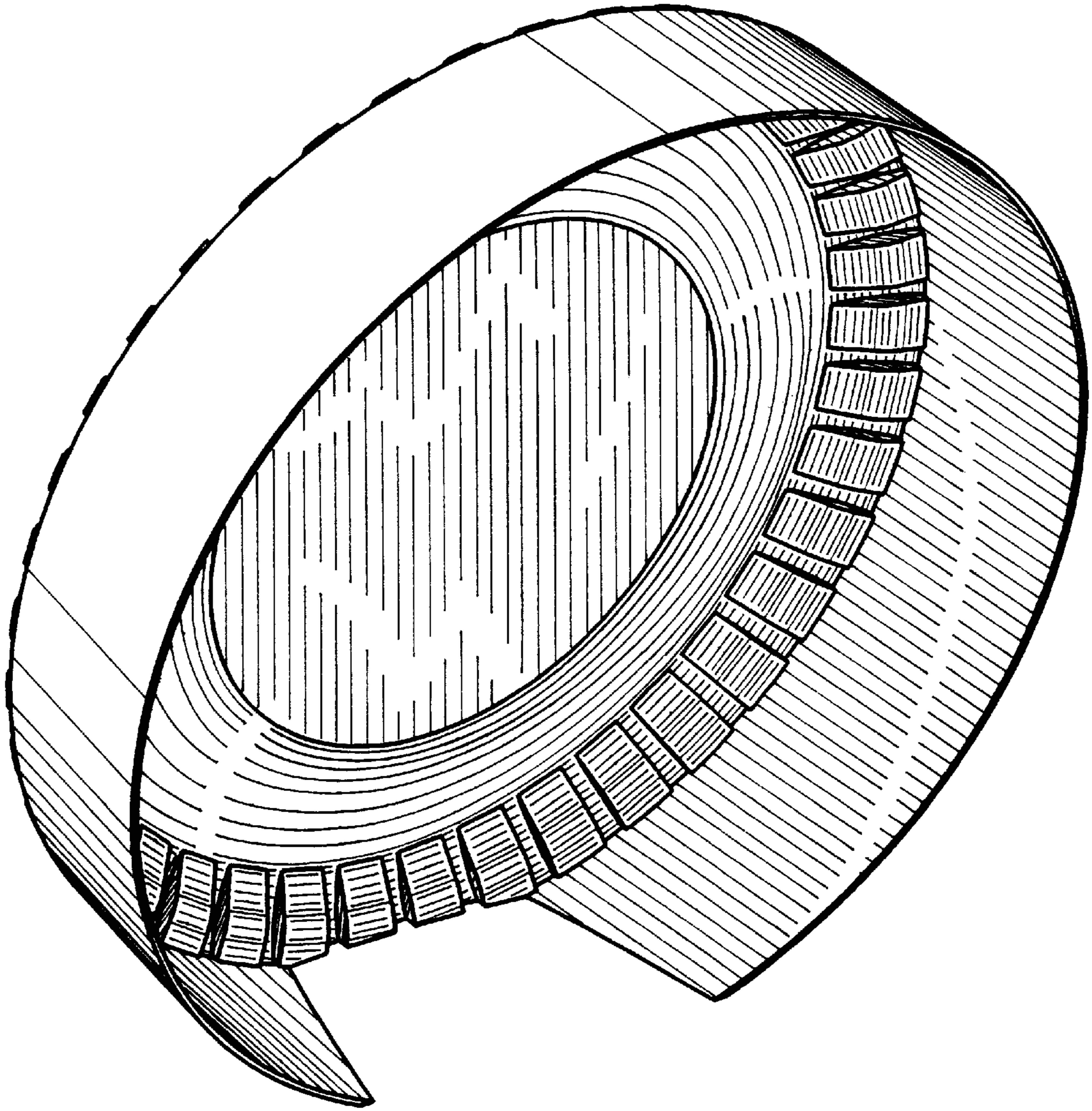


FIG. 2

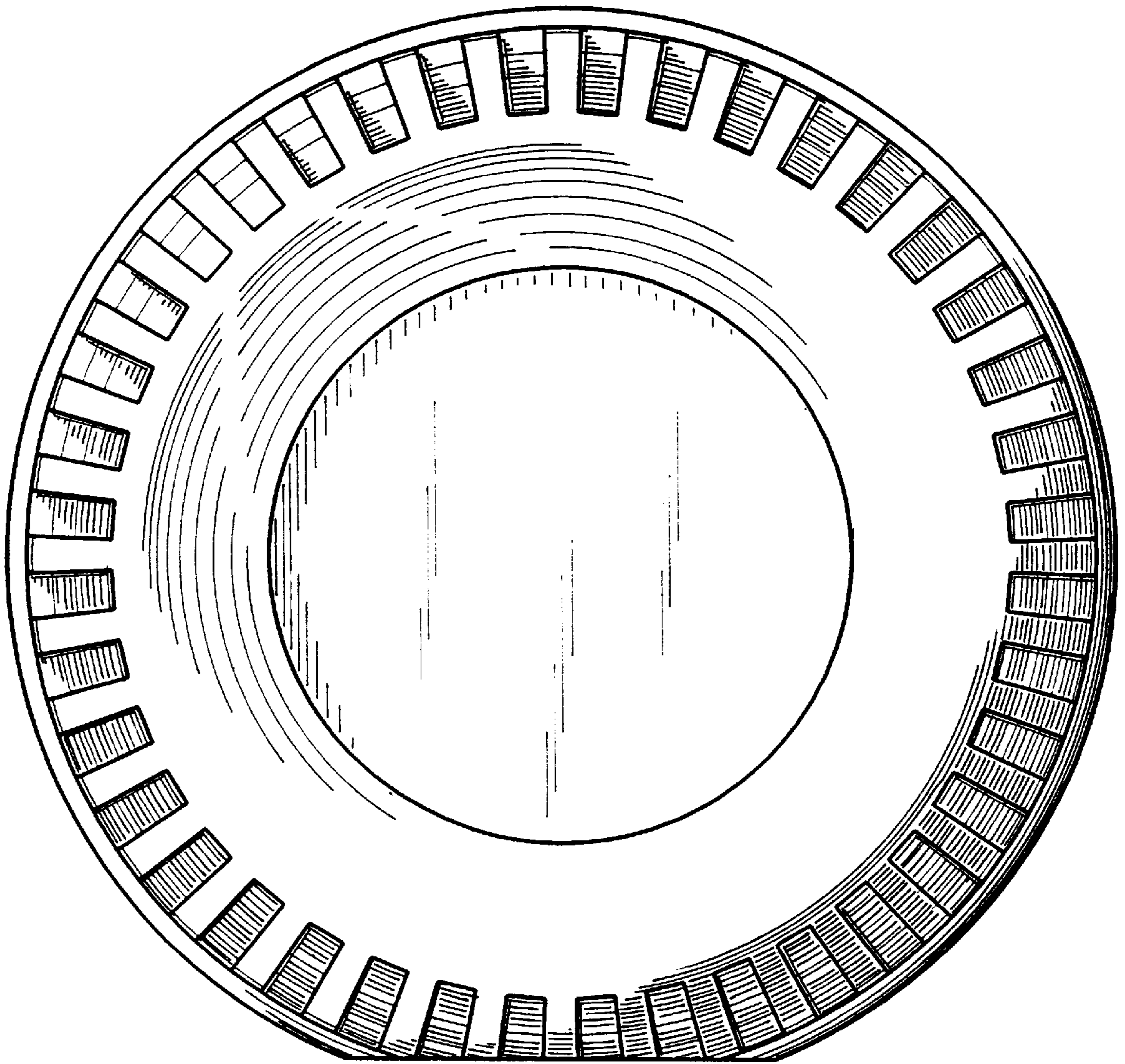


FIG. 3




FIG. 4

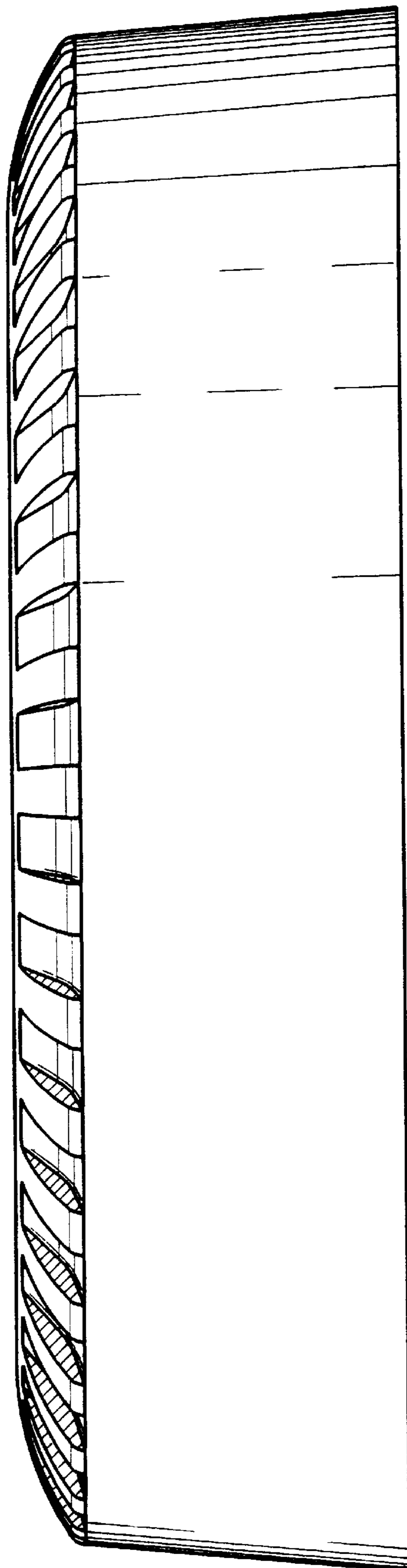


FIG. 5

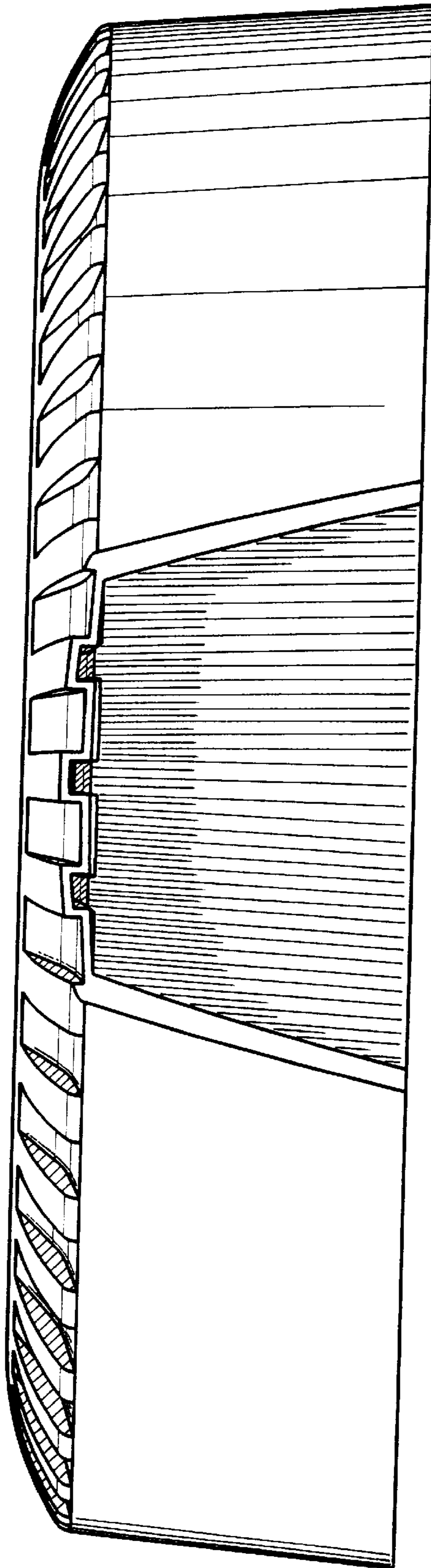


FIG. 6

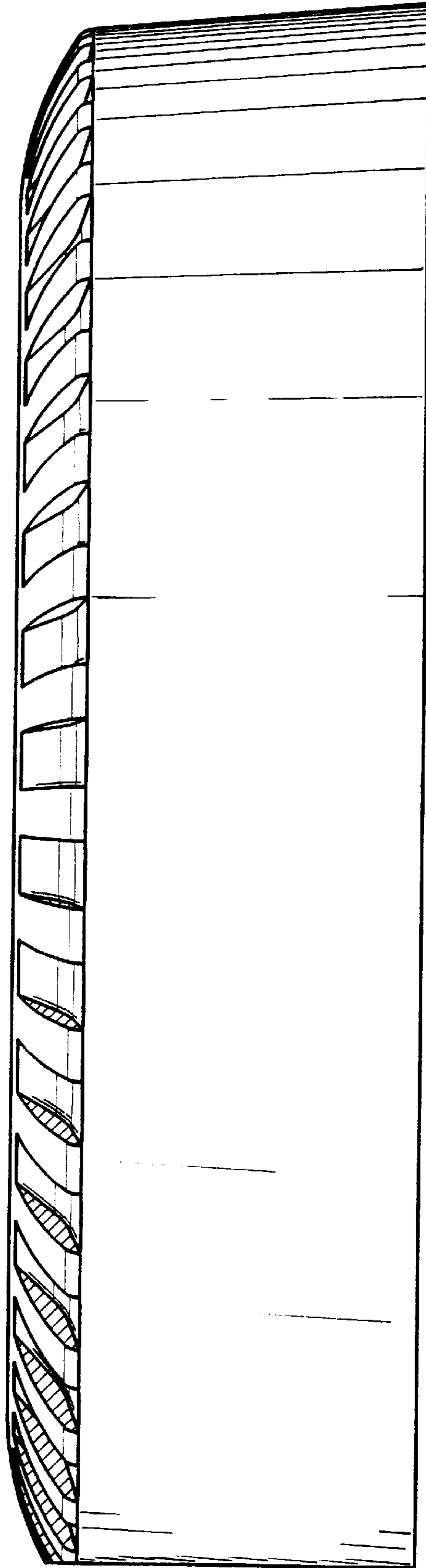


FIG. 7