



US00D418788S

# United States Patent [19]

Iacovelli et al.

[11] **Patent Number: Des. 418,788**

[45] **Date of Patent: \*\* Jan. 11, 2000**

[54] **MIRROR**

4,674,849 6/1987 Stewart ..... 359/850  
4,738,519 4/1988 Stewart ..... 359/850

[75] Inventors: **Marc Iacovelli; Saied Hussaini**, both of Miami, Fla.

*Primary Examiner*—Ralf Seifert  
*Attorney, Agent, or Firm*—Liniak, Berenato, Longacre & White

[73] Assignee: **Rally Manufacturing, Inc.**, Miami, Fla.

[57] **CLAIM**

[\*\*] Term: **14 Years**

The ornamental design for a mirror, as shown and described.

[21] Appl. No.: **29/100,235**

**DESCRIPTION**

[22] Filed: **Feb. 8, 1999**

[51] **LOC (7) Cl.** ..... **12-16**

[52] **U.S. Cl.** ..... **D12/187**

[58] **Field of Search** ..... D12/187, 188;  
359/514, 871, 872, 881, 846, 864, 866,  
877, 850; 248/486, 479

FIG. 1 is a front view of a mirror showing our new design.  
FIG. 2 is a rear view of the mirror shown in FIG. 1.  
FIG. 3 is a left side view of the mirror shown in FIG. 1.  
FIG. 4 is a right side view of the mirror shown in FIG. 1.  
FIG. 5 is a top view of the mirror shown in FIG. 1.  
FIG. 6 is a bottom view of the mirror shown in FIG. 1.  
FIG. 7 is a top and left side perspective view of the mirror shown in FIG. 1.  
FIG. 8 is a front view of a second embodiment of our mirror design; and,  
FIG. 9 is a top and left side perspective view of the second embodiment shown in FIG. 8.

[56] **References Cited**

**U.S. PATENT DOCUMENTS**

- D. 179,660 2/1957 Schroeder ..... D12/187
- D. 292,684 11/1987 Espinoza et al. .... D12/188
- D. 297,266 8/1988 Stewart ..... D12/187
- D. 390,524 2/1998 DeLine et al. .... D12/187

**1 Claim, 5 Drawing Sheets**




Fig. 1




Fig. 2

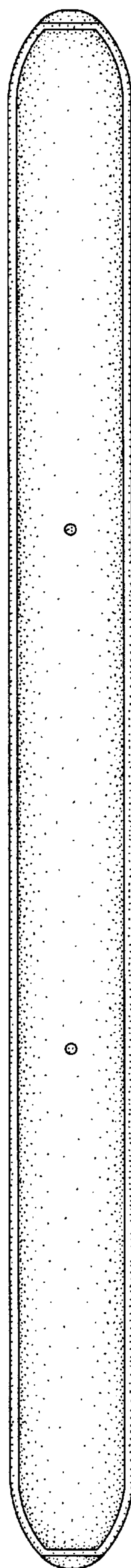


Fig. 3

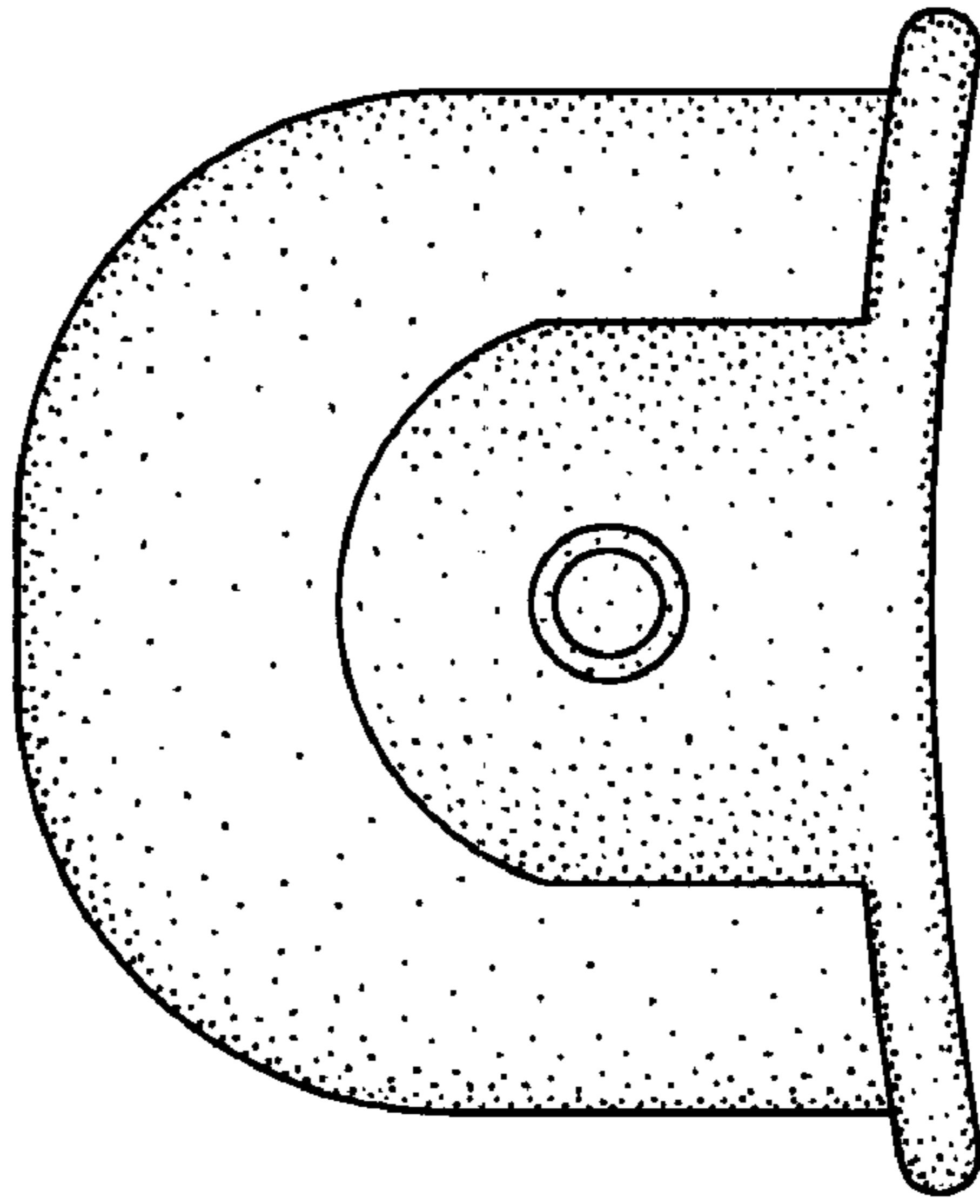


Fig. 4

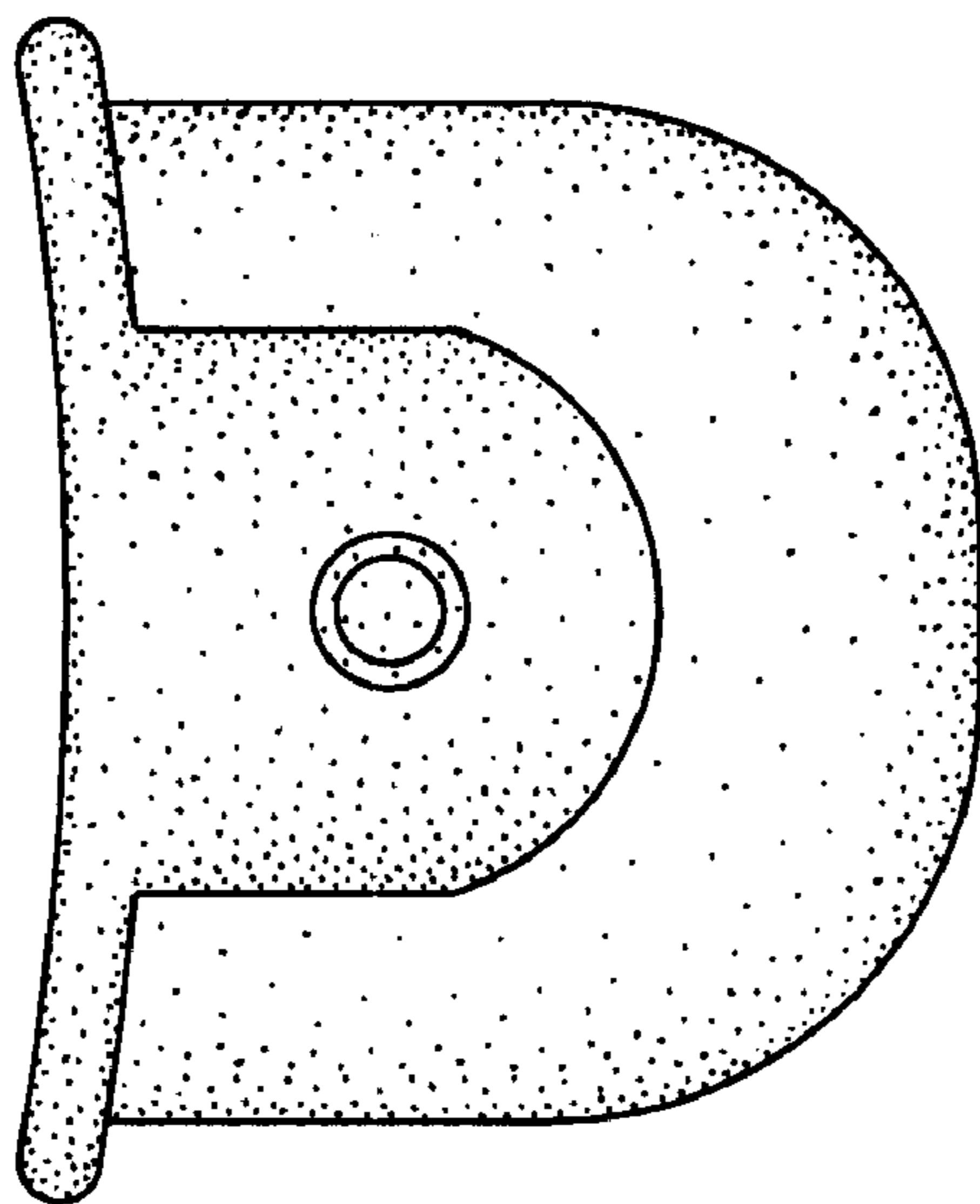


Fig. 5

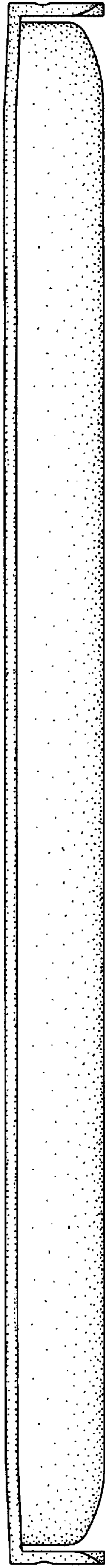


Fig. 6

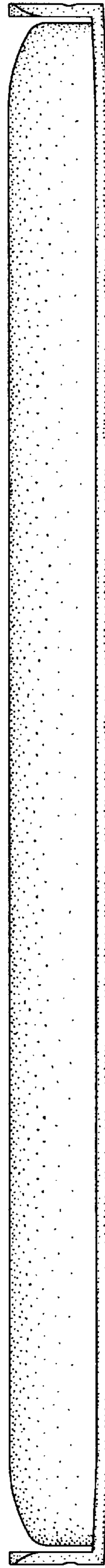


Fig. 7

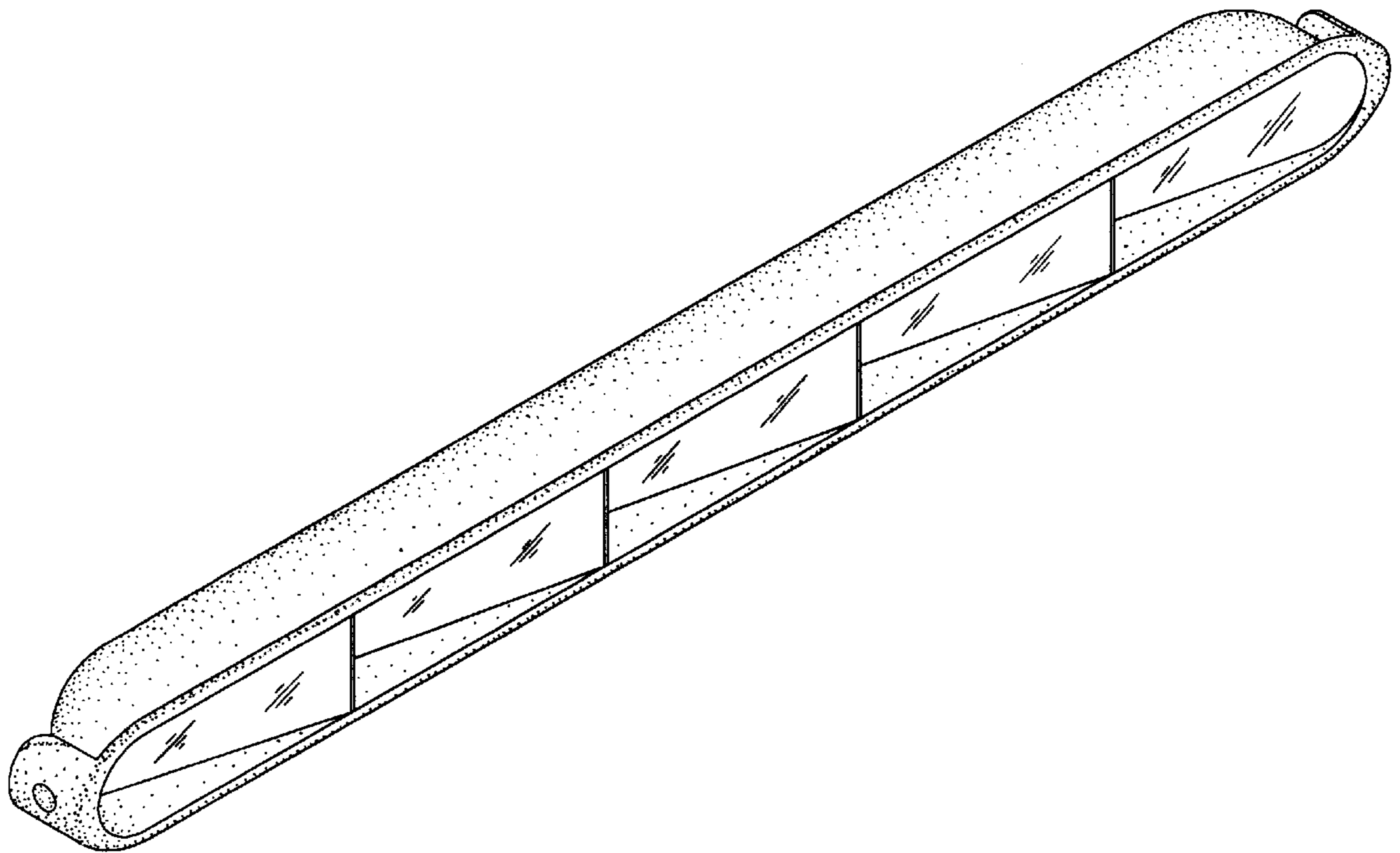


Fig. 8

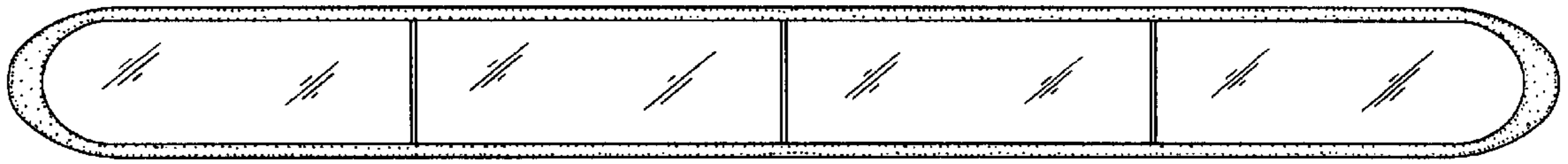


Fig. 9

