



US00D418770S

**United States Patent** [19]  
**Ragan**

[11] **Patent Number: Des. 418,770**  
[45] **Date of Patent: \*\* Jan. 11, 2000**

[54] **BANK DRIVE-THROUGH INDICATOR LIGHT**

D. 411,124 6/1999 Karlin ..... D10/114

[75] Inventor: **George A. Ragan, Alexander, Ark.**

*Primary Examiner*—Marcus A. Jackson  
*Attorney, Agent, or Firm*—Stephen D. Carver

[73] Assignee: **Retail Display Corporation**

[57] **CLAIM**

[\*\*] Term: **14 Years**

The ornamental design for a bank drive-through indicator light, as shown and described.

[21] Appl. No.: **29/099,983**

[22] Filed: **Feb. 1, 1999**

**DESCRIPTION**

[51] **LOC (7) Cl.** ..... **10-05**

FIG. 1 is a front plan view of my bank drive-through indicator light;

[52] **U.S. Cl.** ..... **D10/114**

FIG. 2 is a top plan view thereof;

[58] **Field of Search** ..... D10/104, 109,  
D10/114, 115, 116, 121; D26/72; 362/811,  
812, 234, 240, 432, 468-475; 40/617, 624,  
584

FIG. 3 is a right side elevational view, the opposite side comprising a mirror image;

FIG. 4 is a rear elevational view thereof; and,


FIG. 5 is a bottom plan view thereof.

[56] **References Cited**

**U.S. PATENT DOCUMENTS**

D. 363,250 10/1995 Miyatake ..... D10/114

**1 Claim, 2 Drawing Sheets**



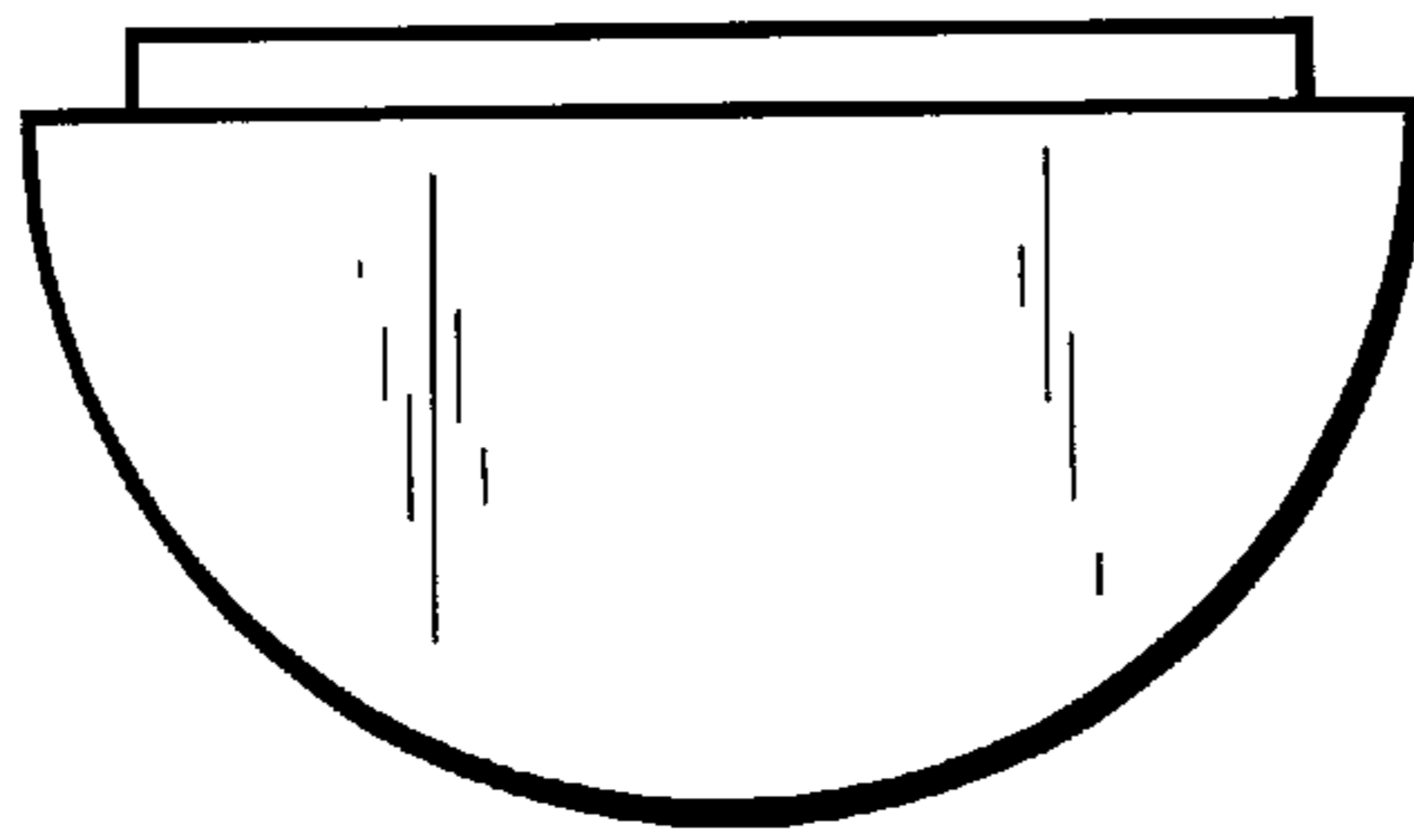


Fig. 2




Fig. 1




Fig. 3

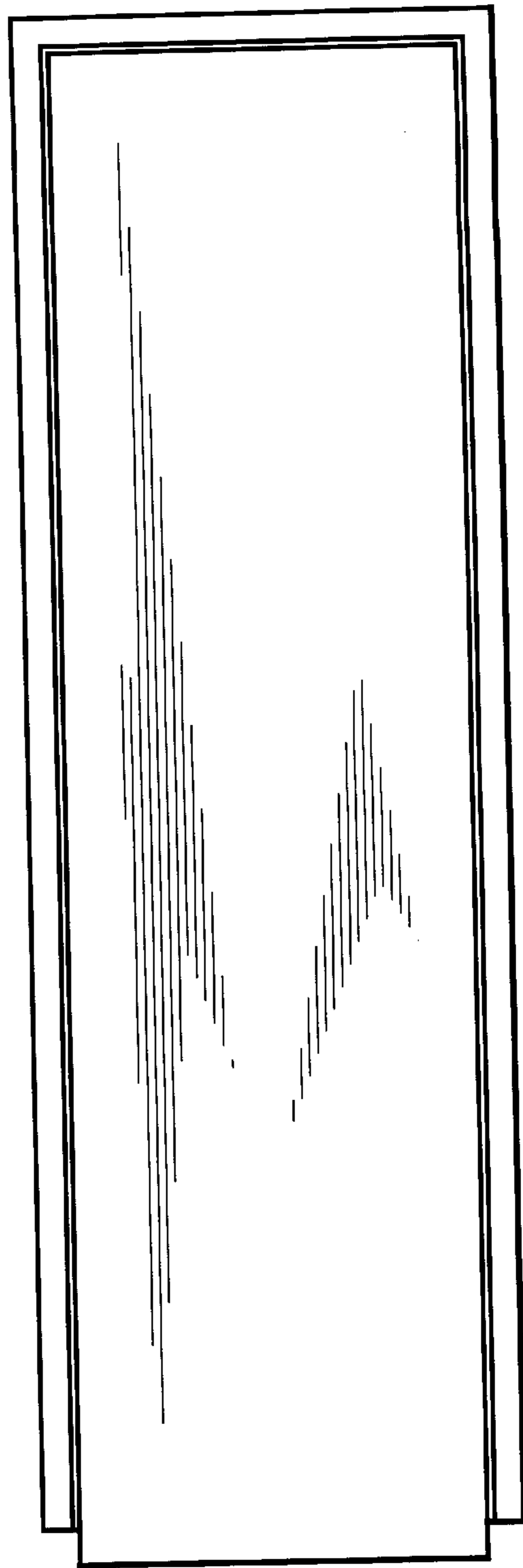


Fig. 4

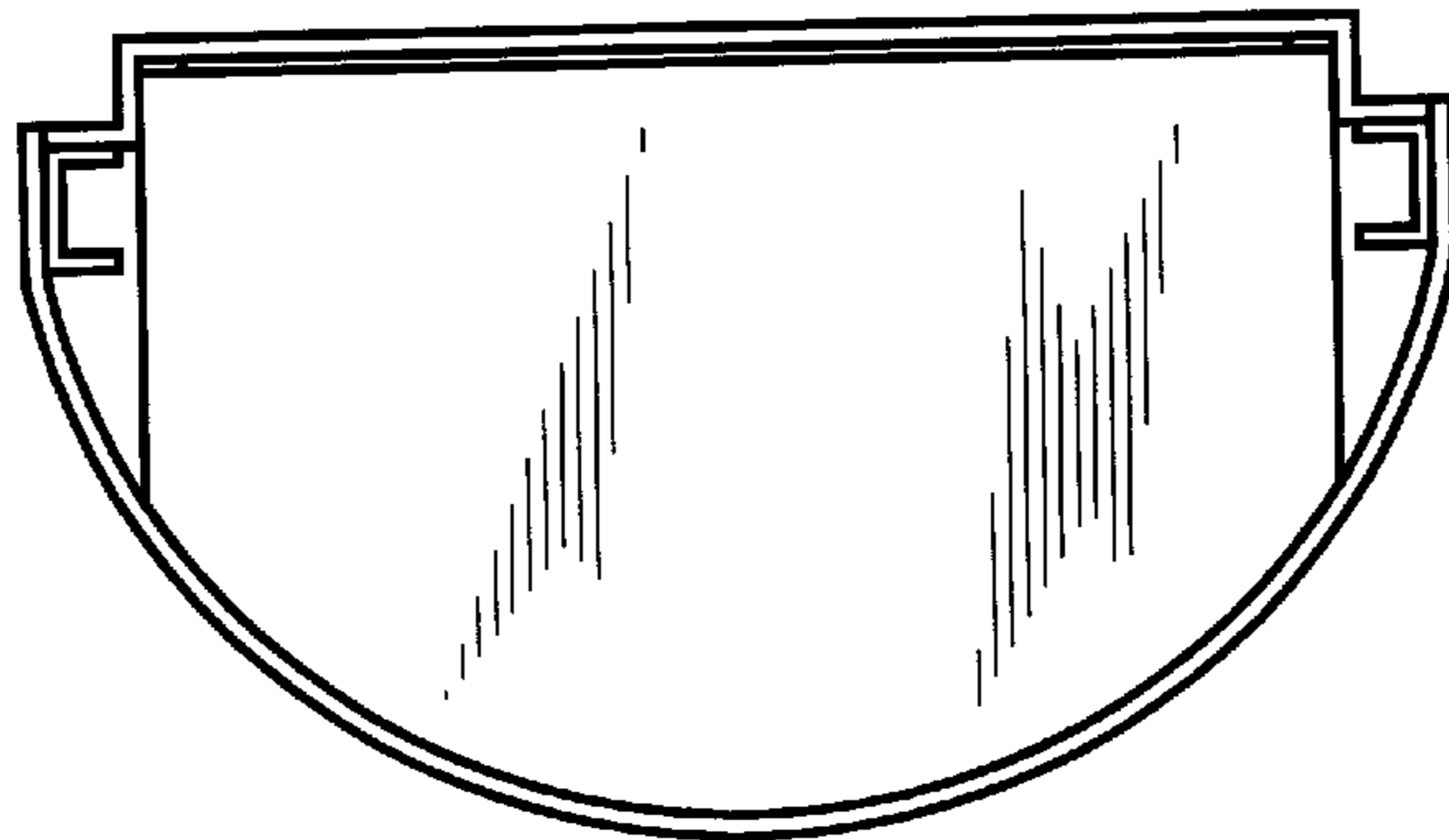


Fig. 5