US00D418762S

United States Patent [19]

Dushane et al.

[11] Patent Number: Des. 418,762

[45] Date of Patent: ** Jan. 11, 2000

[54] **LOW PROFILE THERMOSTAT COVER PLATE**

[76] Inventors: **Steve Dushane**, 17170 Los Alimos St., Granada Hills, Calif. 91344; **Terry Zimmerman**, 10810 Springfield, Northridge, Calif. 91326; **Grant Bohm**, 19540 Sherman Wy., Reseda, Calif. 91335; **John Staples**, 25751 Dillon, Newport Beach, Calif. 92658

[**] Term: **14 Years**

[21] Appl. No.: **29/100,930**

[22] Filed: **Feb. 22, 1999**

[51] **LOC (7) Cl.** **10-04**

[52] **U.S. Cl.** **D10/49**

[58] **Field of Search** ..... D10/49, 50; 236/46 R, 236/49.3, 78 R, 68; 337/398

[56] **References Cited**

U.S. PATENT DOCUMENTS

D. 329,617 9/1992 Tinz .
D. 333,656 3/1993 Bluemel et al. .
D. 364,824 12/1995 Warren et al. D10/50
D. 396,812 8/1998 Kuipers ..... D10/49 X
5,428,964 7/1995 Lobdell ..... D10/49 X
5,485,954 1/1996 Guy et al. .

Primary Examiner—Antoine Duval Davis

[57] **CLAIM**

The ornamental design for a low profile thermostat cover plate, as shown.

DESCRIPTION

FIG. **1** is front view of a first low profile thermostat cover plate.
FIG. **2** is rear view of the low profile thermostat cover plate of FIG. **1**.
FIG. **3** is side view of the low profile thermostat cover plate of FIG. **1**.
FIG. **4** is top view of the low profile thermostat cover plate of FIG. **1**.
FIG. **5** is front view of a second low profile thermostat cover plate.
FIG. **6** is rear view of the low profile thermostat cover plate of FIG. **5**.
FIG. **7** is side view of the low profile thermostat cover plate of FIG. **5**; and,
FIG. **8** is top view of the low profile thermostat cover plate of FIG. **5**.

1 Claim, 2 Drawing Sheets



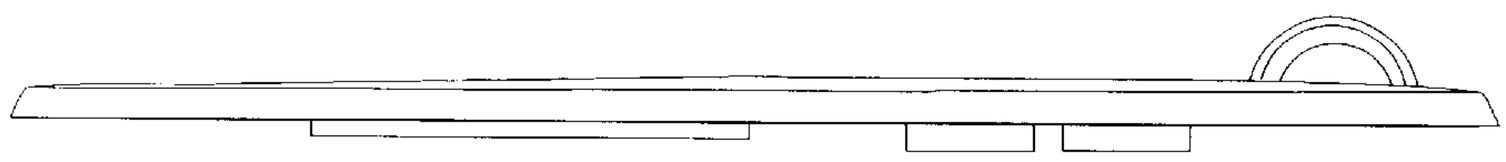

Figure 3

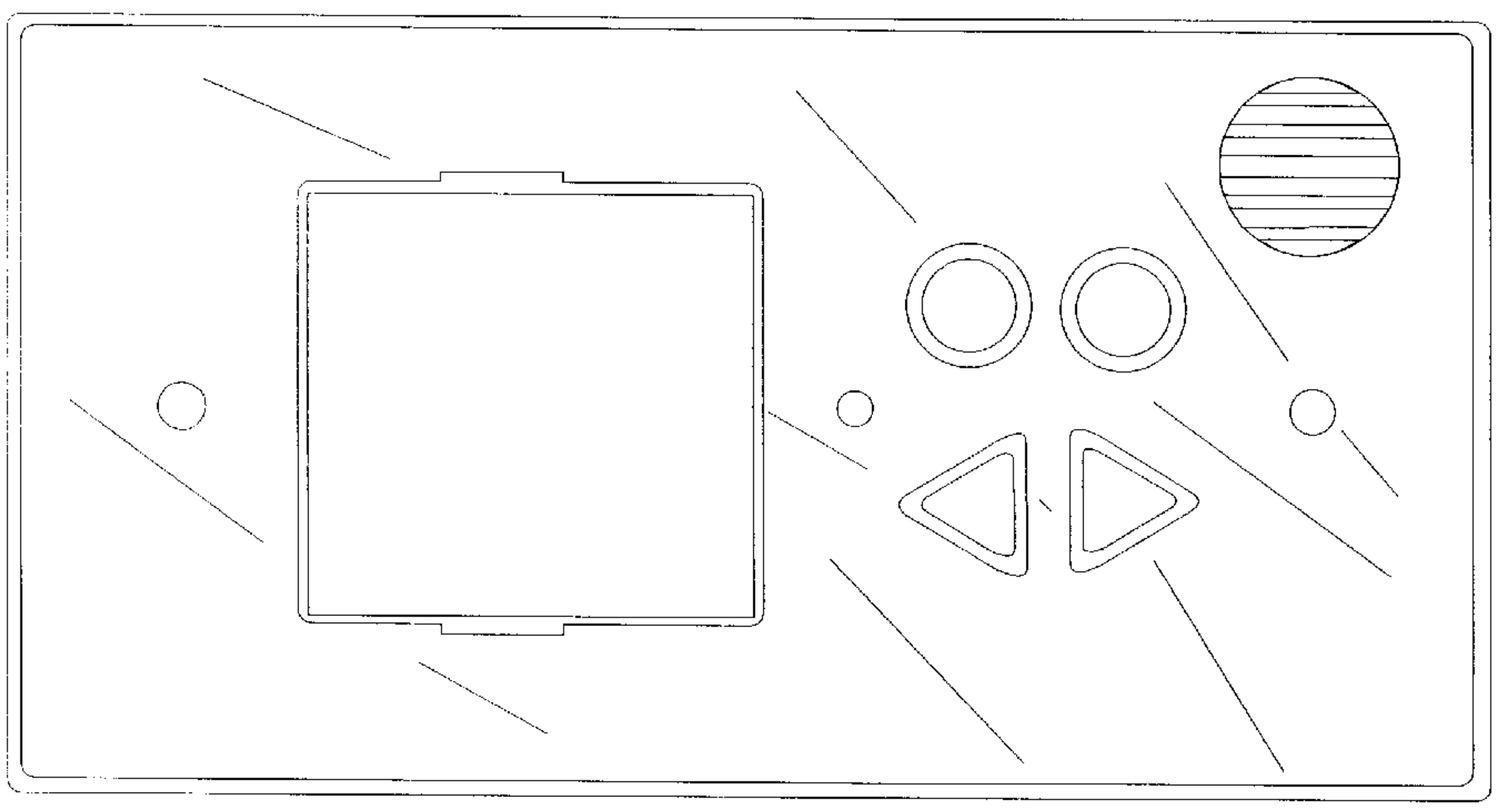

Figure 2



Figure 1

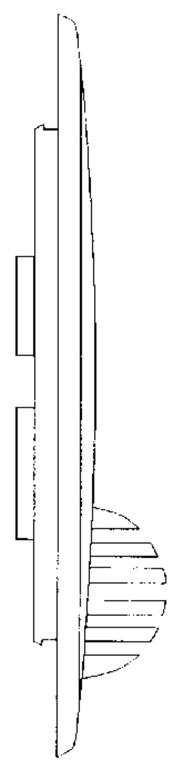

Figure 4

Figure 7

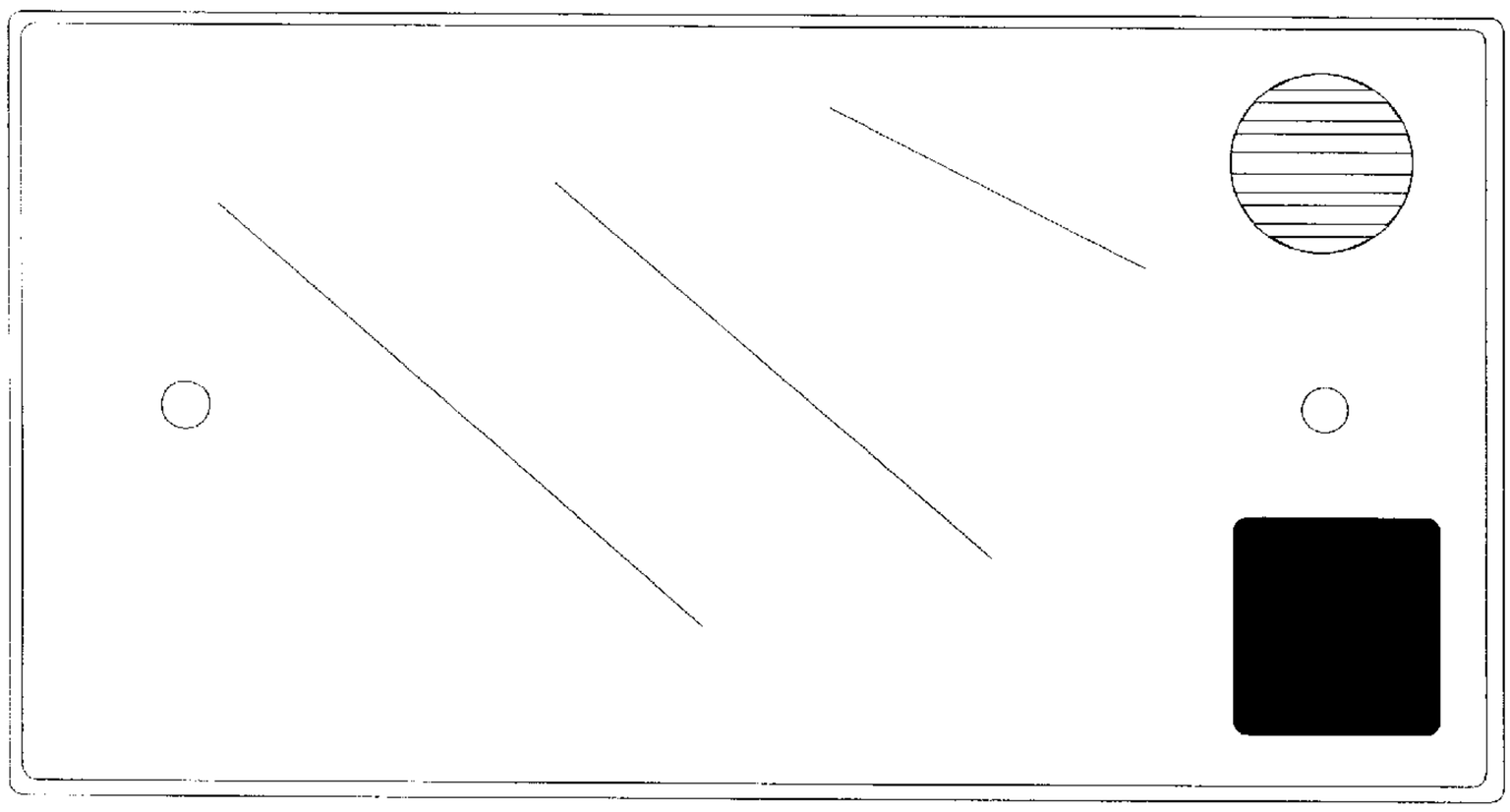

Figure 6



Figure 5

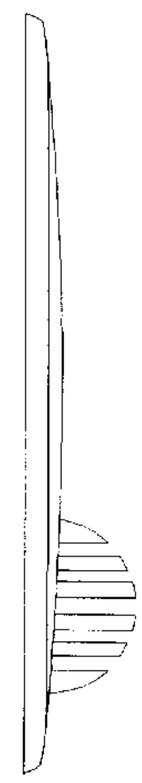

Figure 8