



US00D418746S

United States Patent [19]

Featherston et al.

[11] Patent Number: Des. 418,746

[45] Date of Patent: ** Jan. 11, 2000

[54] DISPENSING PUMP AND BOTTLE

[75] Inventors: Dave E. Featherston, Rockford, Minn.;
Thierry Francois de Baschmakoff,
Paris, France

[73] Assignee: Amway Corporation, Ada, Minn.

[**] Term: 14 Years

[21] Appl. No.: 29/095,984

[22] Filed: Nov. 3, 1998

[51] LOC (7) Cl. 09-01

[52] U.S. Cl. D9/300

[58] Field of Search D9/300, 302, 522,
D9/558, 573, 574, 575; 222/153.11, 153.12,
153.13, 153.14, 206, 212, 215, 320, 321.1,
321.6, 321.7, 321.8, 321.9, 324

DM008337	3/1987	Germany .
M012717	2/1988	Germany .
DM010666	4/1988	Germany .
8908581	5/1990	Germany .
M8908580	5/1990	Germany .
M034627	11/1995	Germany .
M037191	8/1996	Germany .
9508879	9/1996	Germany .
9601912	11/1996	Germany .
684480	5/1986	Japan .
868658	2/1993	Japan .
869524	3/1993	Japan .
869529	3/1993	Japan .
878531	6/1993	Japan .
904577	5/1994	Japan .
956997	4/1996	Japan .
957381	4/1996	Japan .
124004	3/1992	Rep. of Korea .
205116	11/1997	Rep. of Korea .
2046293	7/1995	United Kingdom .
2058468	12/1996	United Kingdom .

[56] References Cited

U.S. PATENT DOCUMENTS

D. 272,988	3/1984	Podall et al. .	
D. 315,291	3/1991	Spelling .	
D. 316,972	5/1991	Law et al. .	
D. 337,496	7/1993	Laubach et al. .	
D. 338,828	8/1993	Segati .	
D. 339,514	9/1993	Hirst et al. .	
D. 342,453	12/1993	Segati .	
D. 348,388	7/1994	Kuzma .	
D. 348,396	7/1994	Kuzma	D9/575
D. 352,657	11/1994	Gonda et al. .	
D. 356,947	4/1995	Mueller	D9/300
D. 372,870	8/1996	Westerhout	D9/575 X
D. 398,223	9/1998	Bertolini et al.	D9/300
D. 404,293	1/1999	Bertolini et al.	D9/300
D. 404,295	1/1999	Bertolini et al.	D9/300

FOREIGN PATENT DOCUMENTS

DM005524	7/1985	Germany .
----------	--------	-----------

Primary Examiner—Cathron B. Matta
Attorney, Agent, or Firm—Amway Corporation


[57] CLAIM

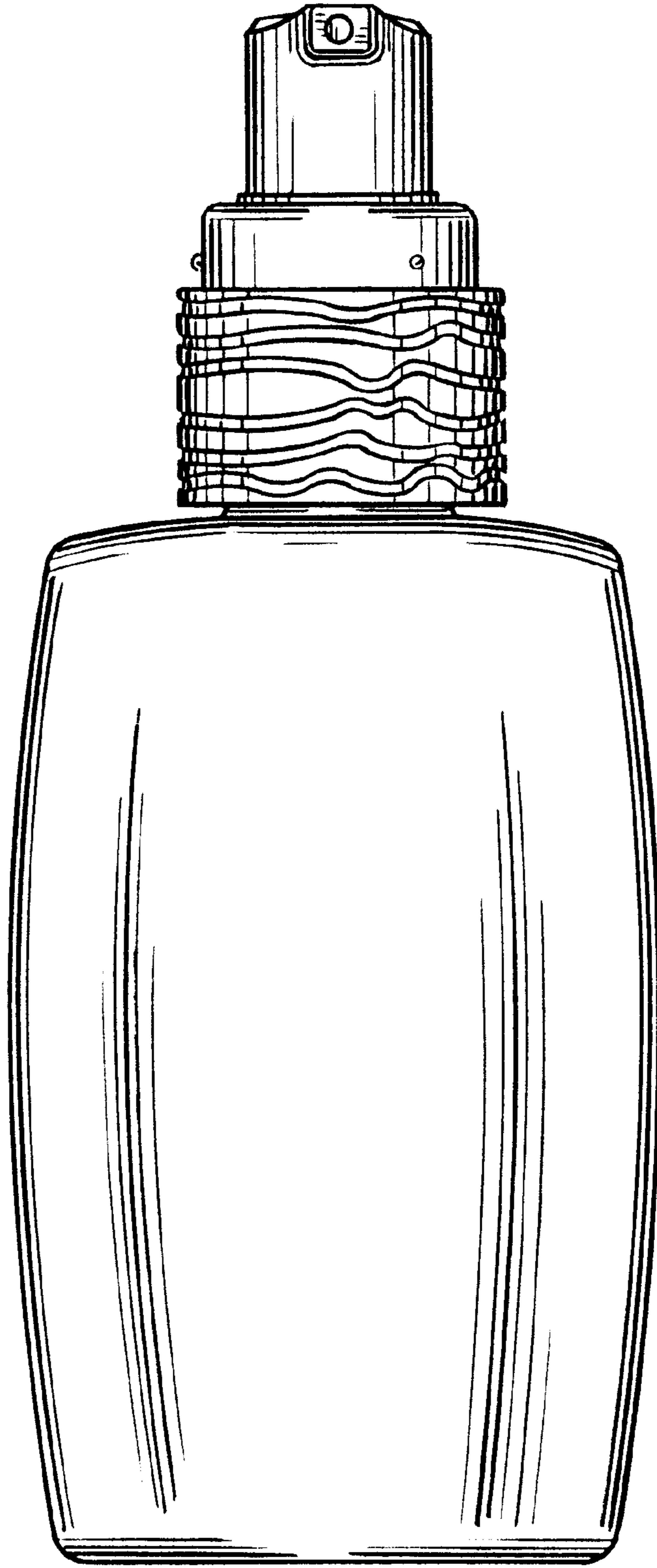
The ornamental design for a dispensing pump and bottle, 00000 as shown and described.

DESCRIPTION


FIG. 1 is a front elevational view of a dispensing pump and bottle embodying the new design;
FIG. 2 is a left side elevational view thereof;
FIG. 3 is a rear elevational view thereof;
FIG. 4 is a right side elevational view thereof,
FIG. 5 is a top plan view thereof; and,
FIG. 6 is a bottom, plan view thereof.

1 Claim, 5 Drawing Sheets





—FIG. 1



—FIG. 2



— FIG. 3


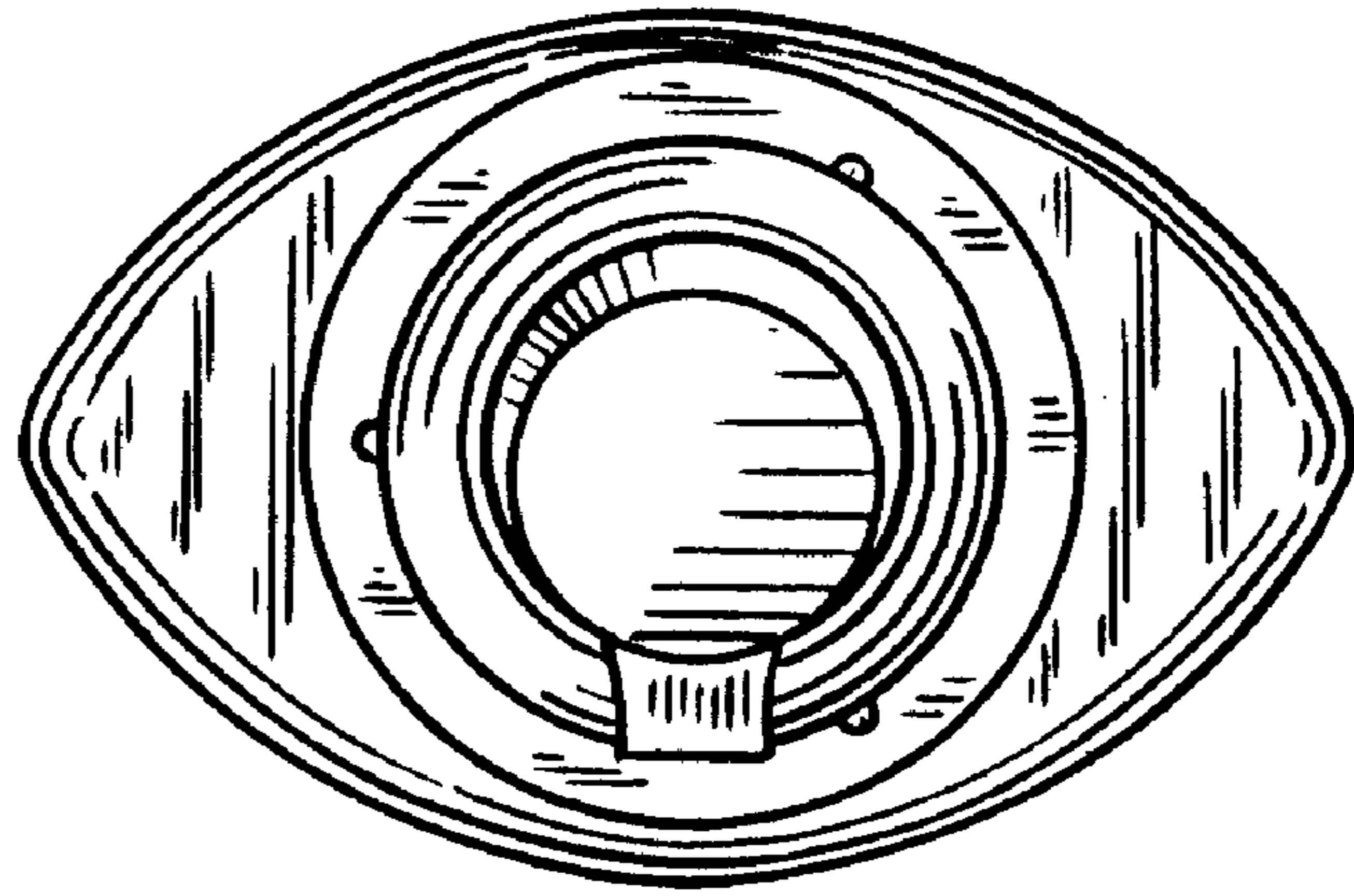
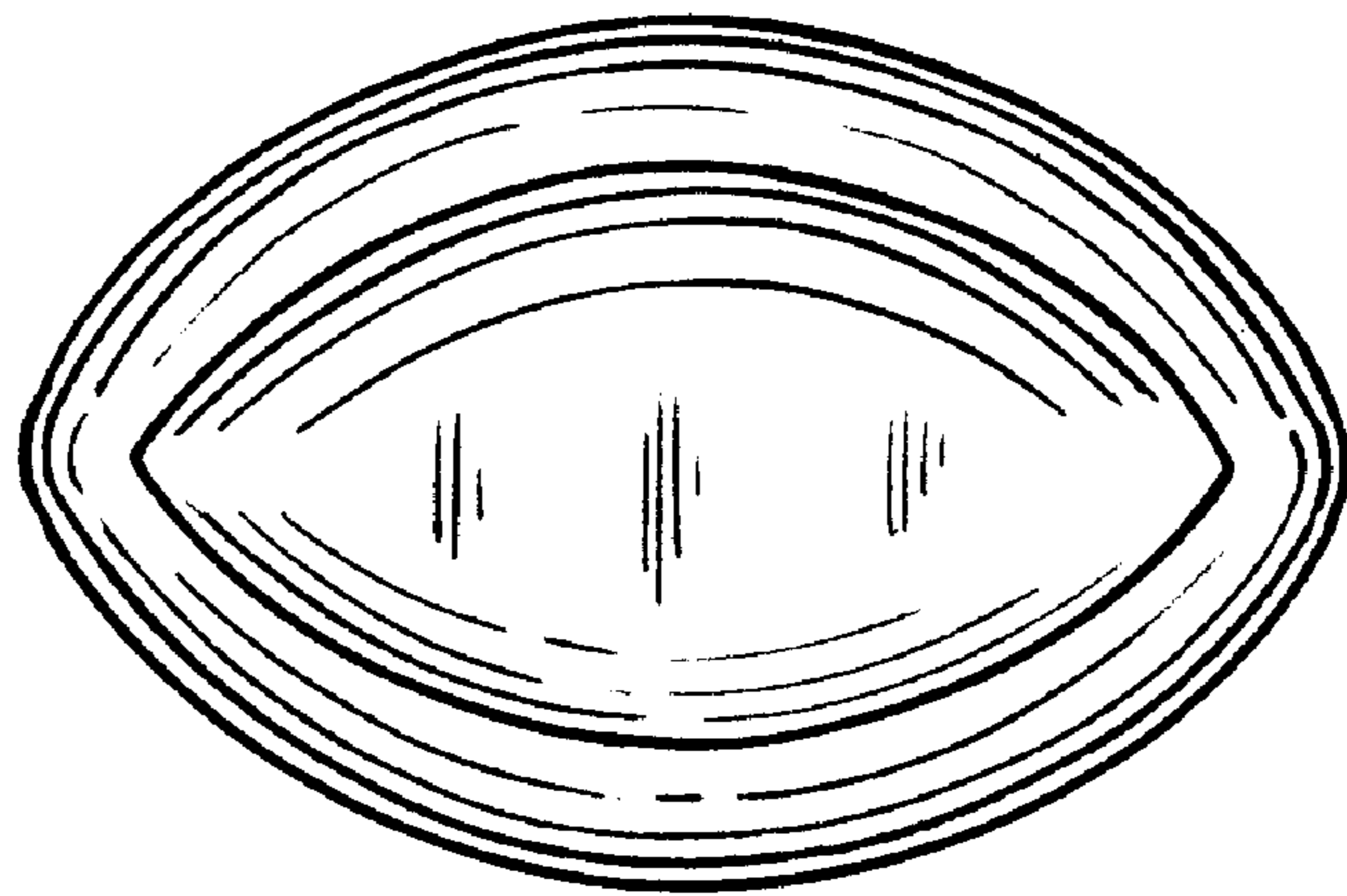


FIG. 4



— FIG. 5



— FIG. 6

UNITED STATES PATENT AND TRADEMARK OFFICE
CERTIFICATE OF CORRECTION

PATENT NO. : D418,746
DATED : January 11, 2000
INVENTOR(S) : Dave E. Featherson, et al.

It is certified that error appears in the above-identified patent and that said Letters Patent is hereby corrected as shown below:

On the title page: Item [75] Address "Minn " should be --Mich --.

Item [73] Assignee Address "Minn" should be --Mich --.

Signed and Sealed this
Eighteenth Day of July, 2000

Attest:



Q. TODD DICKINSON

Attesting Officer

Director of Patents and Trademarks