



US00D418737S

United States Patent [19]

[11] Patent Number: **Des. 418,737**

Libby et al.

[45] Date of Patent: **** Jan. 11, 2000**

[54] **SASH LOCK**

1,794,171 2/1931 Grutel .
1,901,974 3/1933 Macy .
2,135,105 11/1938 Knauff .

[75] Inventors: **James B. Libby**, Stillwater; **Casey L. Carlson**, Edina, both of Minn.; **Duane T. Fier**, Hudson, Wis.

(List continued on next page.)

[73] Assignee: **Andersen Corporation**, Bayport, Minn.

FOREIGN PATENT DOCUMENTS

[**] Term: **14 Years**

0 424 204 A1 4/1991 European Pat. Off. .
1 377 840 9/1964 France .
1 400 209 2/1969 Germany .
30 10 012 10/1980 Germany .
329937 5/1930 United Kingdom .
519411 3/1940 United Kingdom .
834118 5/1960 United Kingdom .
1069022 5/1967 United Kingdom .
2 026 594 2/1980 United Kingdom .
2 185 520 7/1987 United Kingdom .

[21] Appl. No.: **29/097,684**

[22] Filed: **Dec. 11, 1998**

[51] **LOC (7) Cl.** **08-07**

[52] **U.S. Cl.** **D8/337**

[58] **Field of Search** D8/400, 300, 330,
D8/331, 308, 309, 346, 336-339; 70/89,
90; 292/111, 240, 241, DIG. 33

OTHER PUBLICATIONS

[56] References Cited

“A Complete Guide to Andersen Windows & Patio Doors”,
Andersen Corporation Catalog, 2 pages, (1990) 2nd Print-
ing.

U.S. PATENT DOCUMENTS

110,733 1/1871 Breckenridge .
112,717 3/1871 Judd .
126,754 5/1872 Sparks .
D. 179,048 10/1956 Ahlgren D8/337
197,848 12/1877 Griscom .
D. 211,452 6/1968 Petrell .
D. 215,080 9/1969 Ahlgren .
D. 268,643 4/1983 Anderson .
D. 293,548 1/1988 Bates et al. .
D. 295,019 4/1988 Bocson .
D. 295,948 5/1988 Mandell .
D. 296,982 8/1988 White et al. .
D. 315,542 3/1991 Dalton et al. .
D. 316,509 4/1991 Nolte .
D. 334,132 3/1993 Wobschall et al. D8/337
D. 380,957 7/1997 Evans et al. .
D. 391,826 3/1998 Diebel D8/308
D. 408,263 4/1999 Briggs D8/337
423,761 3/1890 Hasenpflug .
564,426 7/1896 Hubbard .
661,404 11/1900 Hubbard .
1,122,026 12/1914 O'Rourke .
1,651,048 11/1927 Talbot .

Primary Examiner—Susan J. Lucas
Assistant Examiner—Jennifer Rivard
Attorney, Agent, or Firm—Merchant & Gould P.C.

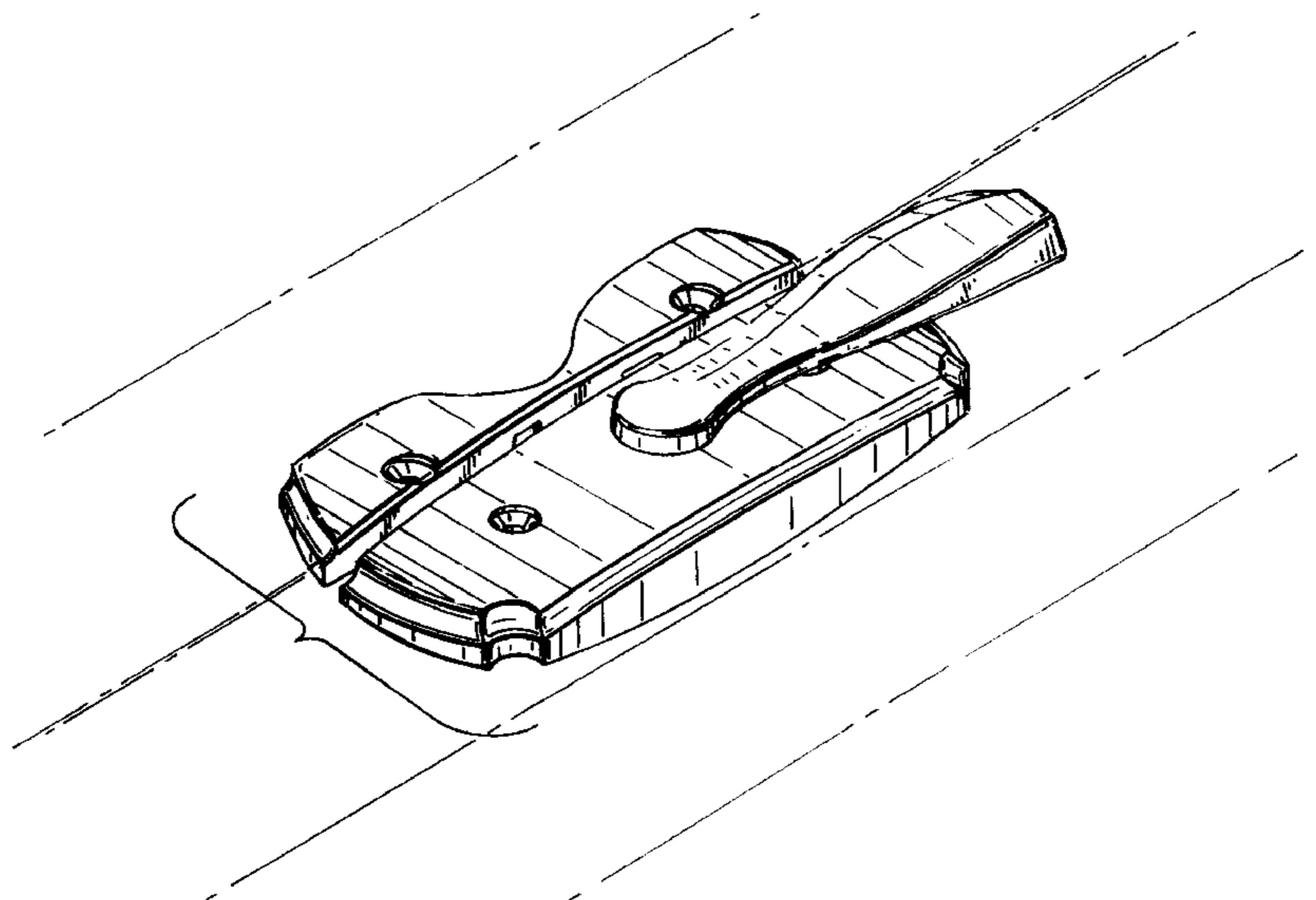
[57] CLAIM

The ornamental design for a sash lock, as shown and described.

DESCRIPTION

FIG. 1 is a perspective view of a sash lock showing our new design;
FIG. 2 is a top plan view thereof;
FIG. 3 is a front elevational view thereof;
FIG. 4 is a rear elevational view thereof
FIG. 5 is a right side elevational view thereof; and,
FIG. 6 is a left side elevational view thereof.
The broken line showing of a portion of a sash in FIG. 1 is for illustrative purposes only and forms no part of the claimed design.

1 Claim, 2 Drawing Sheets



U.S. PATENT DOCUMENTS

2,422,723	6/1947	Fisher .	4,610,472	9/1986	Billingsley .
2,506,879	5/1950	Lieb .	4,611,841	9/1986	Ravinet .
3,055,996	9/1962	Beebe et al. .	4,621,847	11/1986	Paulson et al. .
3,600,019	8/1971	Toyota et al. .	4,801,164	1/1989	Mosch .
3,645,573	2/1972	Strang .	4,826,222	5/1989	Davis .
3,785,684	1/1974	Nakanishi .	4,896,905	1/1990	Lehr et al. .
3,811,718	5/1974	Bates .	5,042,855	8/1991	Bennett et al. .
4,095,829	6/1978	Van Klompenburg .	5,087,087	2/1992	Vetter et al. .
4,223,930	9/1980	Costello et al. .	5,172,944	12/1992	Munich et al. .
4,253,688	3/1981	Hosooka .	5,219,193	6/1993	Piltingsrud .

FIG. 1

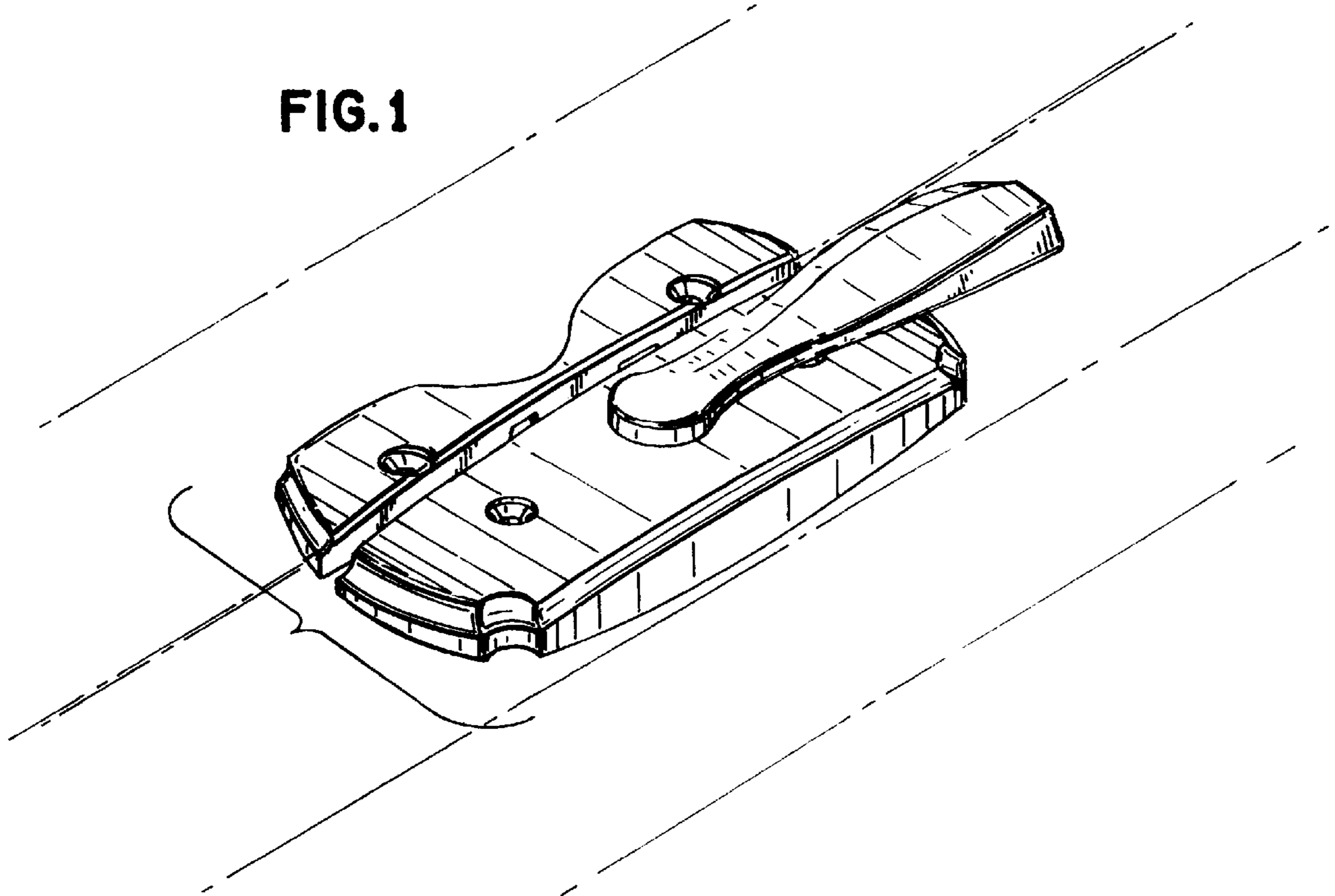


FIG. 2

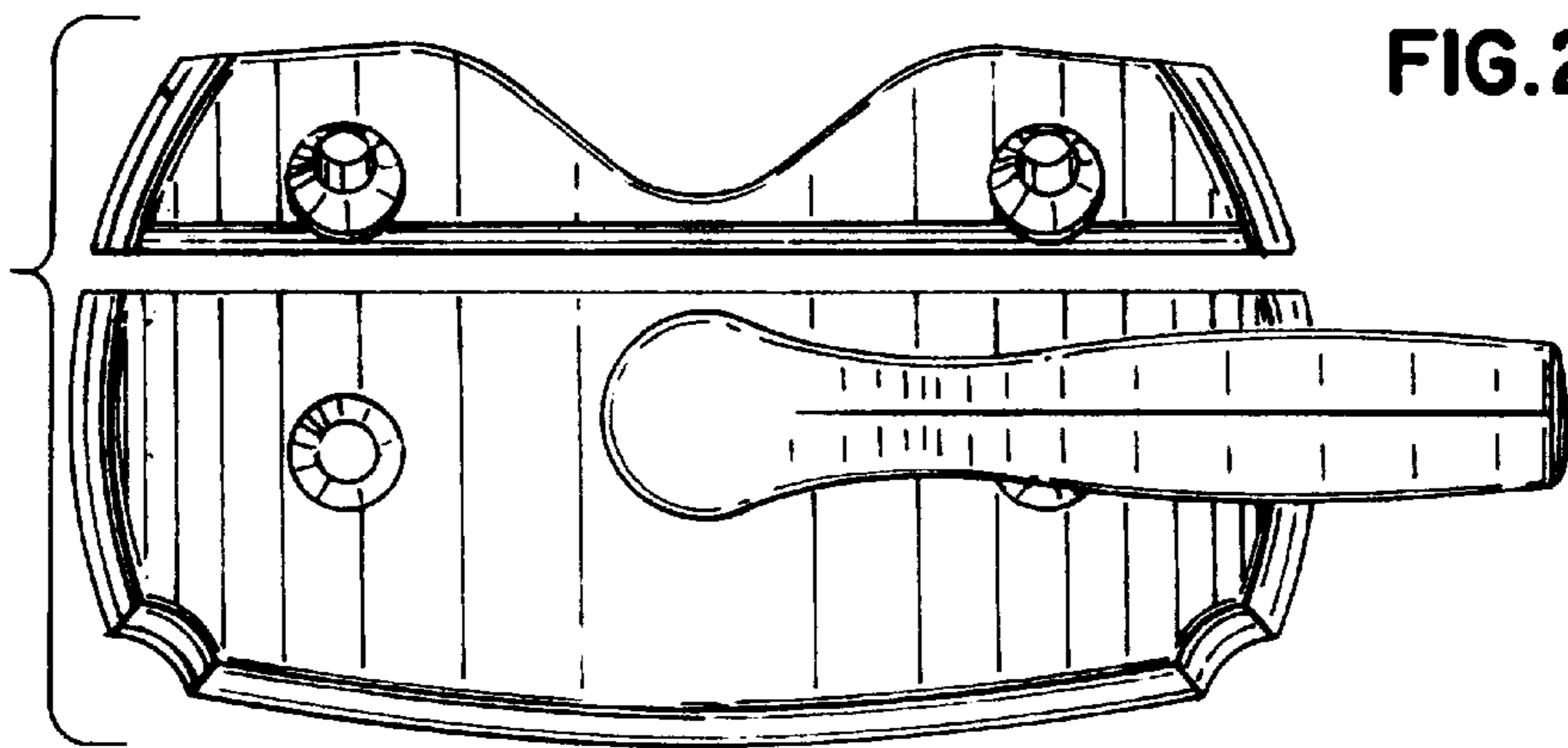


FIG. 3

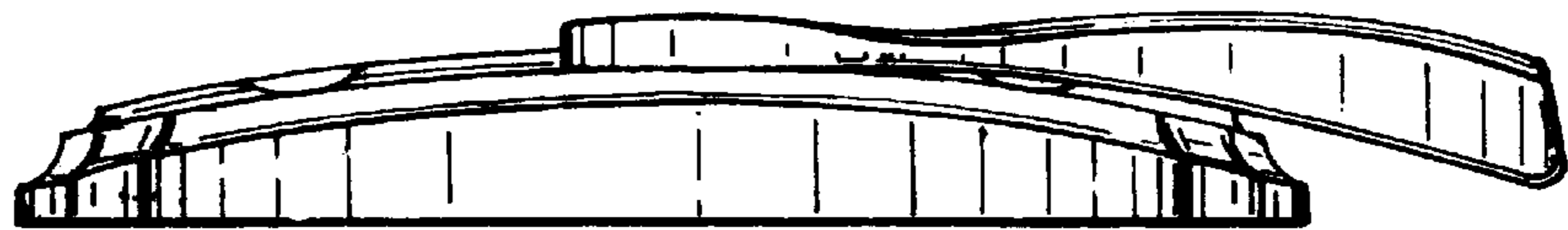


FIG. 4




FIG. 5

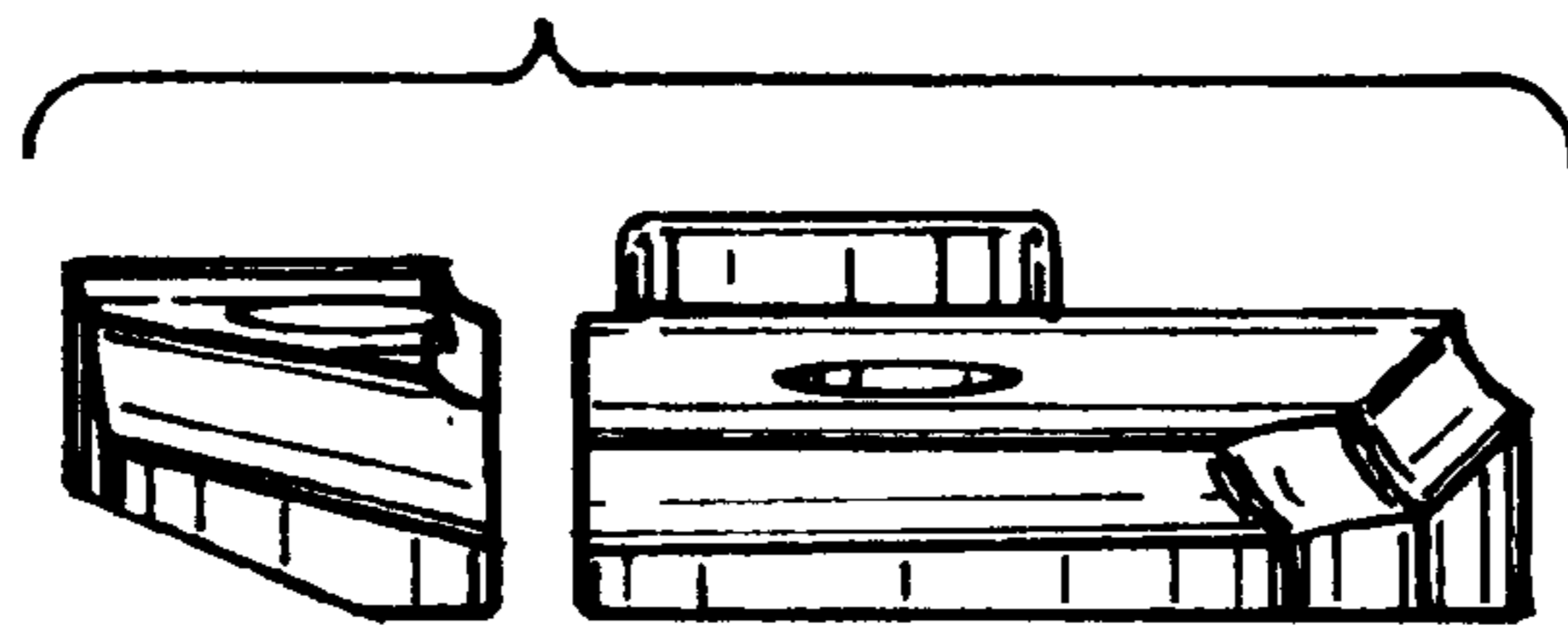



FIG. 6