



US00D418723S

United States Patent [19]

Bowman

[11] **Patent Number: Des. 418,723**

[45] **Date of Patent: ** Jan. 11, 2000**

[54] **SPATULA KNIFE**

[76] Inventor: **James E. Bowman**, 17494 Monnier Rd. NE., Hubbard, Oreg. 97032

[**] Term: **14 Years**

[21] Appl. No.: **29/102,349**

[22] Filed: **Mar. 23, 1999**

[51] **LOC (7) Cl. 07-04**

[52] **U.S. Cl. D7/688**

[58] **Field of Search** D7/688-690, 401.2; 15/245, 236.01; 30/136, 169, 142; 294/7, 8; 416/69, 70 R; D8/45; D32/40, 46, 49

[56] **References Cited**

U.S. PATENT DOCUMENTS

- D. 215,472 10/1969 Potts D7/688
- D. 254,588 4/1980 Hogue D7/149
- D. 265,601 7/1982 Olsson D7/688 X
- D. 275,065 8/1984 Steiner D7/102
- D. 316,213 4/1991 Skerker D7/696
- D. 321,303 11/1991 Augustino D7/688

- D. 345,087 3/1994 Adams D7/693
- D. 368,205 3/1996 Rausch D7/401.2
- D. 390,074 2/1998 Lasecki D8/14
- 4,132,502 1/1979 Bunke 416/70

Primary Examiner—Terry A. Wallace
Attorney, Agent, or Firm—Carl D. Crowell

[57] **CLAIM**

The ornamental design for a spatula knife, as shown and described.

DESCRIPTION

FIG. 1 is a perspective view of a spatula knife showing the new design, the broken lines are for illustrative purposes only and do not form a part of the claimed design; FIG. 2 is a back elevation view thereof; FIG. 3 is a front elevation view thereof; FIG. 4 is a bottom plan view thereof; FIG. 5 is a top plan view thereof; and, FIG. 6 is a side elevation view thereof, the opposite side being a mirror image, the broken lines are for illustrative purposes only and do not form a part of the claimed design.

1 Claim, 2 Drawing Sheets

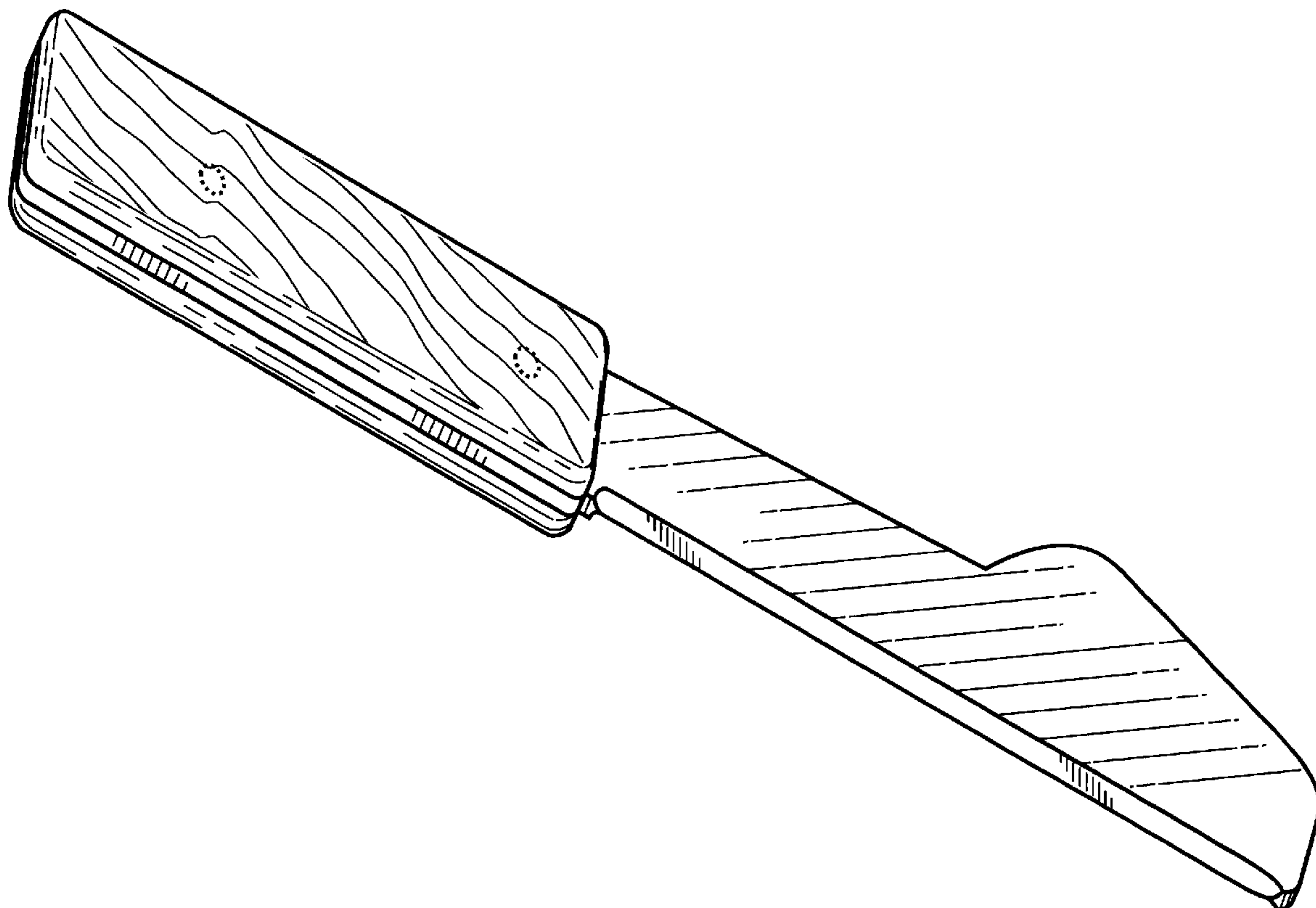


Fig. 1

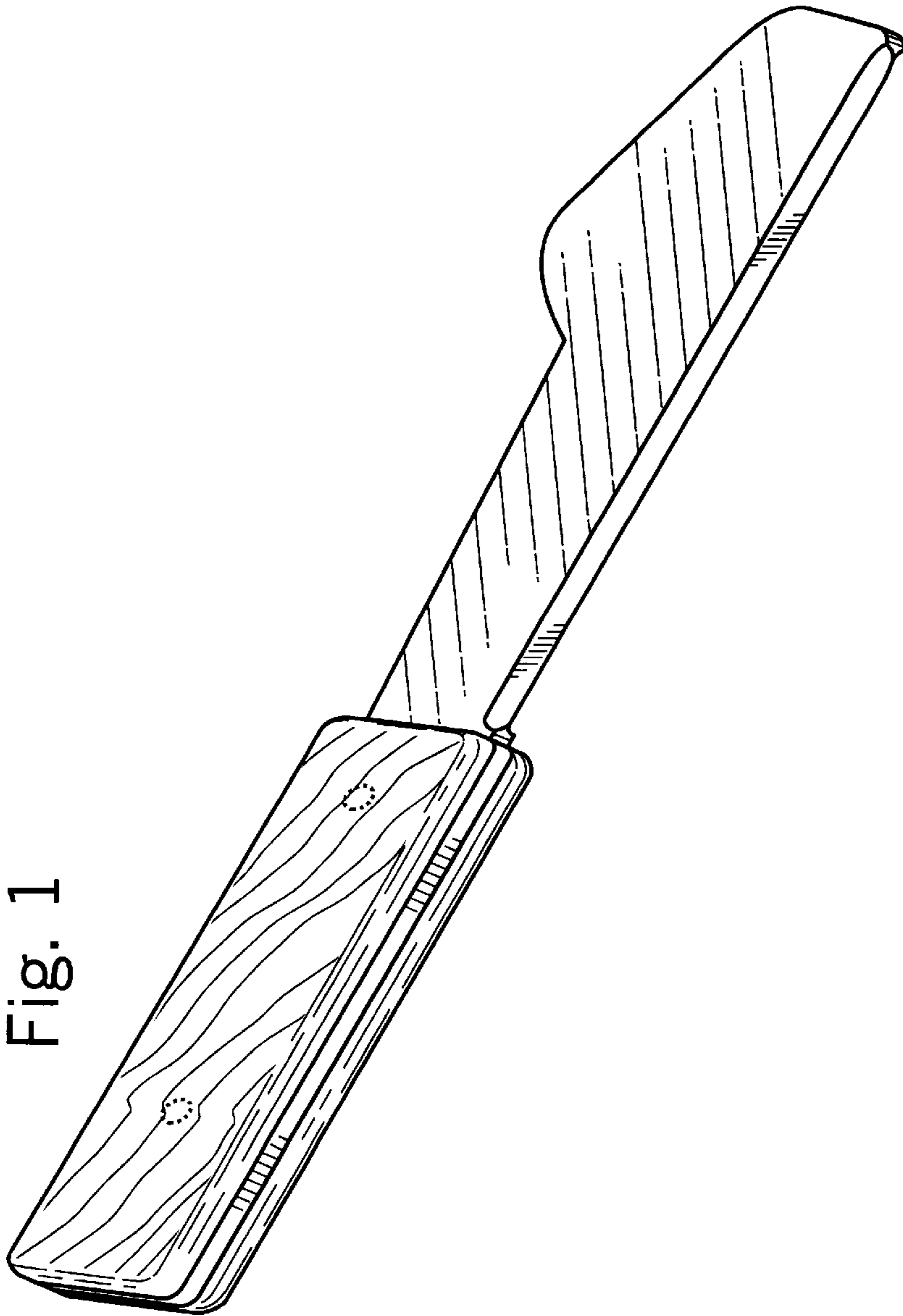


Fig. 2

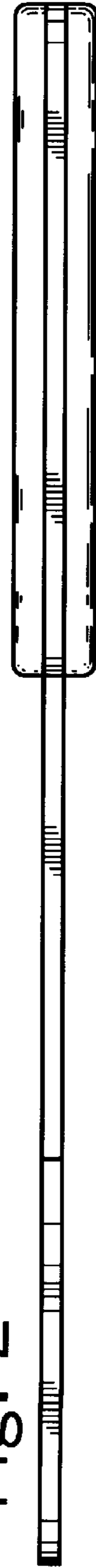
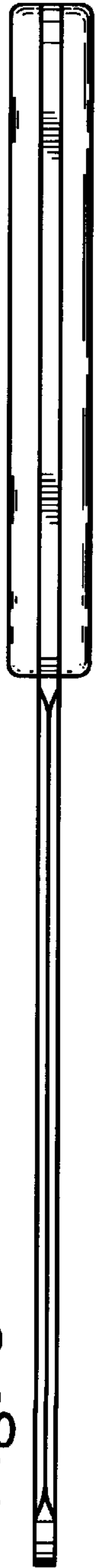


Fig. 3



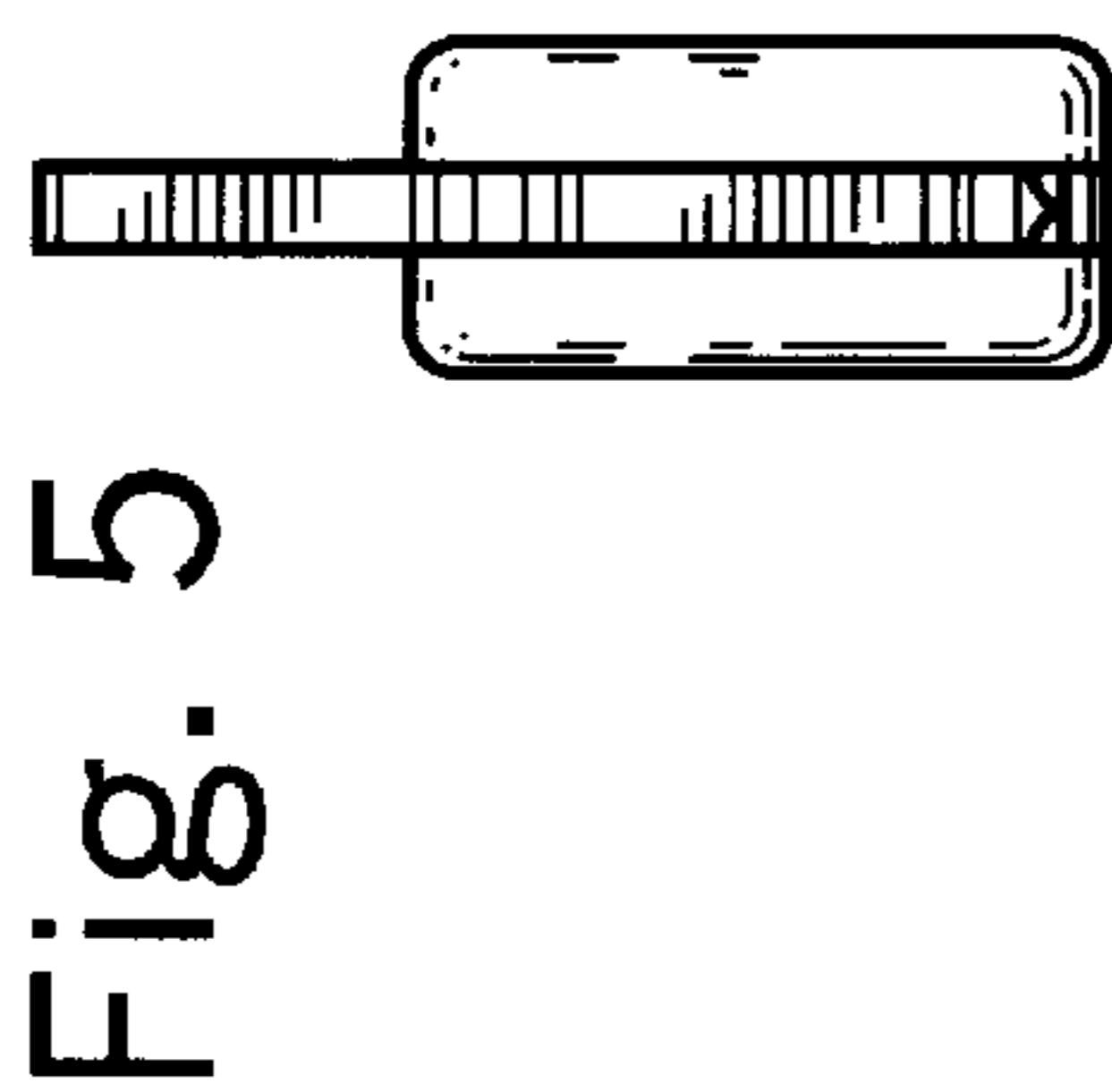


Fig. 4

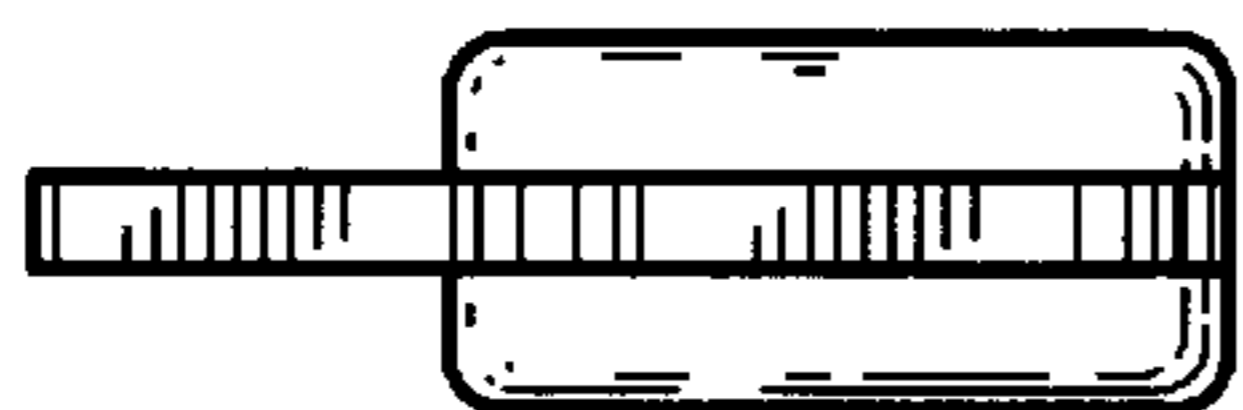


Fig. 5

Fig. 6

