



US00D418710S

United States Patent [19]
Zaichuck et al.

[11] **Patent Number: Des. 418,710**
[45] **Date of Patent: ** Jan. 11, 2000**

[54] **COUGH PILLOW**

3,543,313 12/1970 Schweigert 5/636
4,683,601 8/1987 Lagin .
4,829,613 5/1989 Yon .
5,154,691 10/1992 Box et al. .
5,363,523 11/1994 Blackburn .

[76] Inventors: **Diane M. Zaichuck**, 1667 Heritage Road, No. 3, Kingsville, Ontario, Canada, N9Y2E6; **Gloria Zilli**, 38032 Hixford, Westland, Mich. 48185

[**] Term: **14 Years**

Primary Examiner—Janice E. Seeger
Attorney, Agent, or Firm—Rader, Fishman & Grauer PLLC

[21] Appl. No.: **29/092,564**

[57] **CLAIM**

[22] Filed: **Aug. 21, 1998**

The ornamental cough pillow, as shown and described.

[51] **LOC (7) Cl.** **06-09**

[52] **U.S. Cl.** **D6/601**

[58] **Field of Search** D6/595–597, 601, D6/604; 5/630, 633, 636–638, 644, 645, 652, 652.1, 653, 654, 656, 907

DESCRIPTION

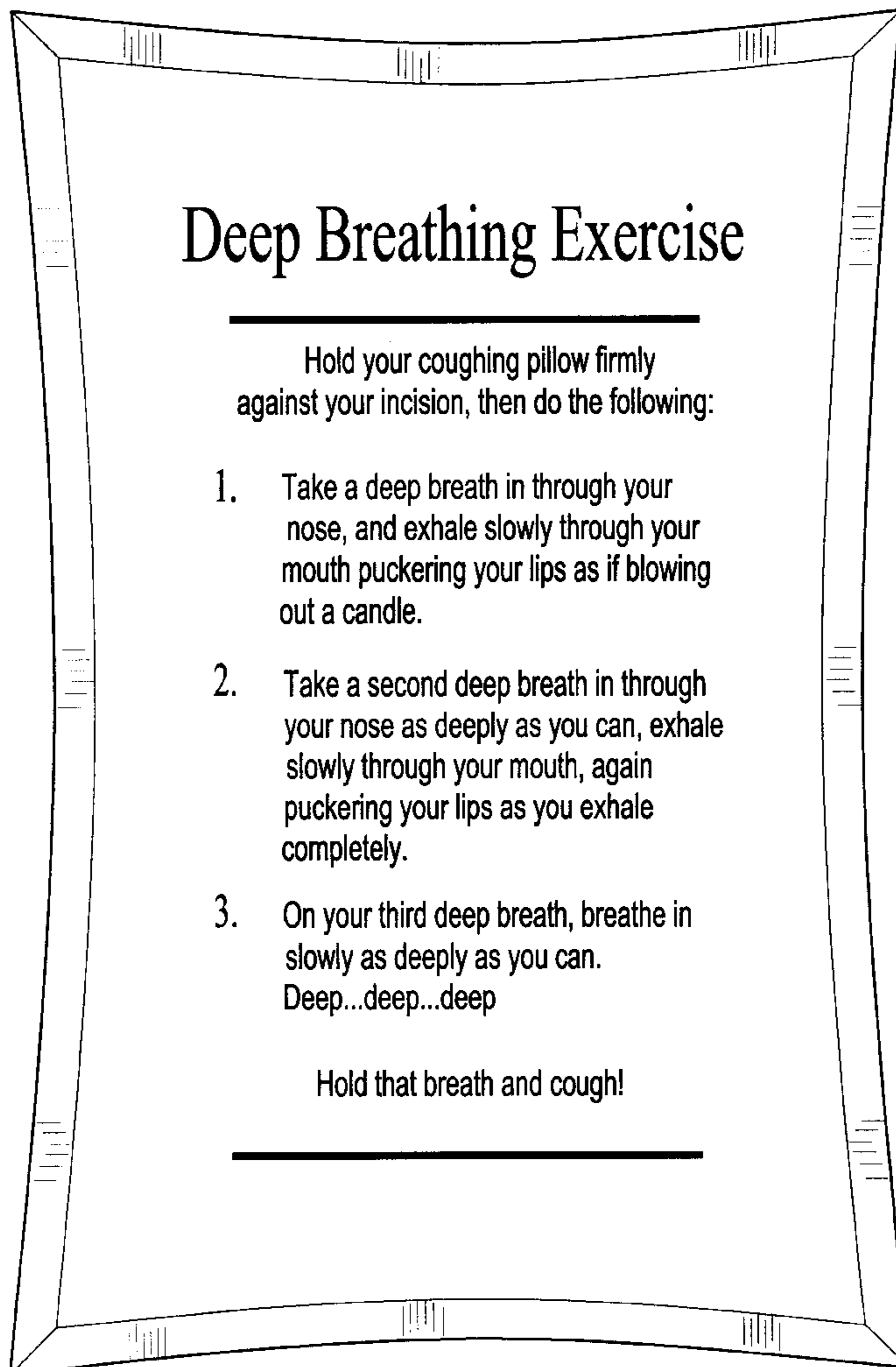
FIG. 1 is a front elevational view of the cough pillow of the present invention.
FIG. 2 is a right side elevational view of the drawing of FIG. 1 the text of FIG. 1 being removed for clarity purposes, and the left side of the cough pillow being substantially a mirror image of the right side;
FIG. 3 is an bottom plan view of the cough pillow of FIG. 1 the text of FIG. 1 being removed for clarity purposes, and the top of the cough pillow being substantially a mirror image of the bottom; and,
FIG. 4 is a rear elevational view of the drawing of FIG. 1.

[56] **References Cited**

U.S. PATENT DOCUMENTS

- D. 283,963 5/1986 Rowland D6/599
- D. 309,544 7/1990 Abriam .
- D. 313,141 12/1990 Witter et al. .
- D. 354,651 1/1995 Fitzpatrick .
- D. 397,901 10/1960 Hauptman 5/636

1 Claim, 2 Drawing Sheets



Deep Breathing Exercise

Hold your coughing pillow firmly against your incision, then do the following:

1. Take a deep breath in through your nose, and exhale slowly through your mouth puckering your lips as if blowing out a candle.
2. Take a second deep breath in through your nose as deeply as you can, exhale slowly through your mouth, again puckering your lips as you exhale completely.
3. On your third deep breath, breathe in slowly as deeply as you can.
Deep...deep...deep

Hold that breath and cough!

Fig-1

Fig-3

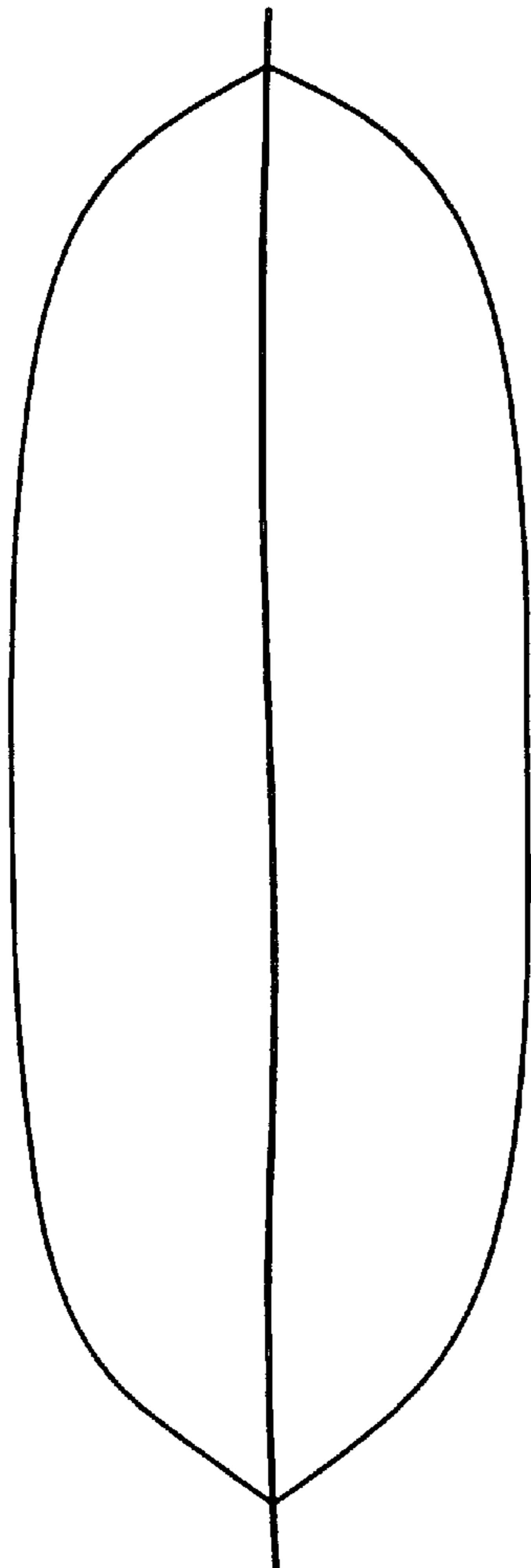
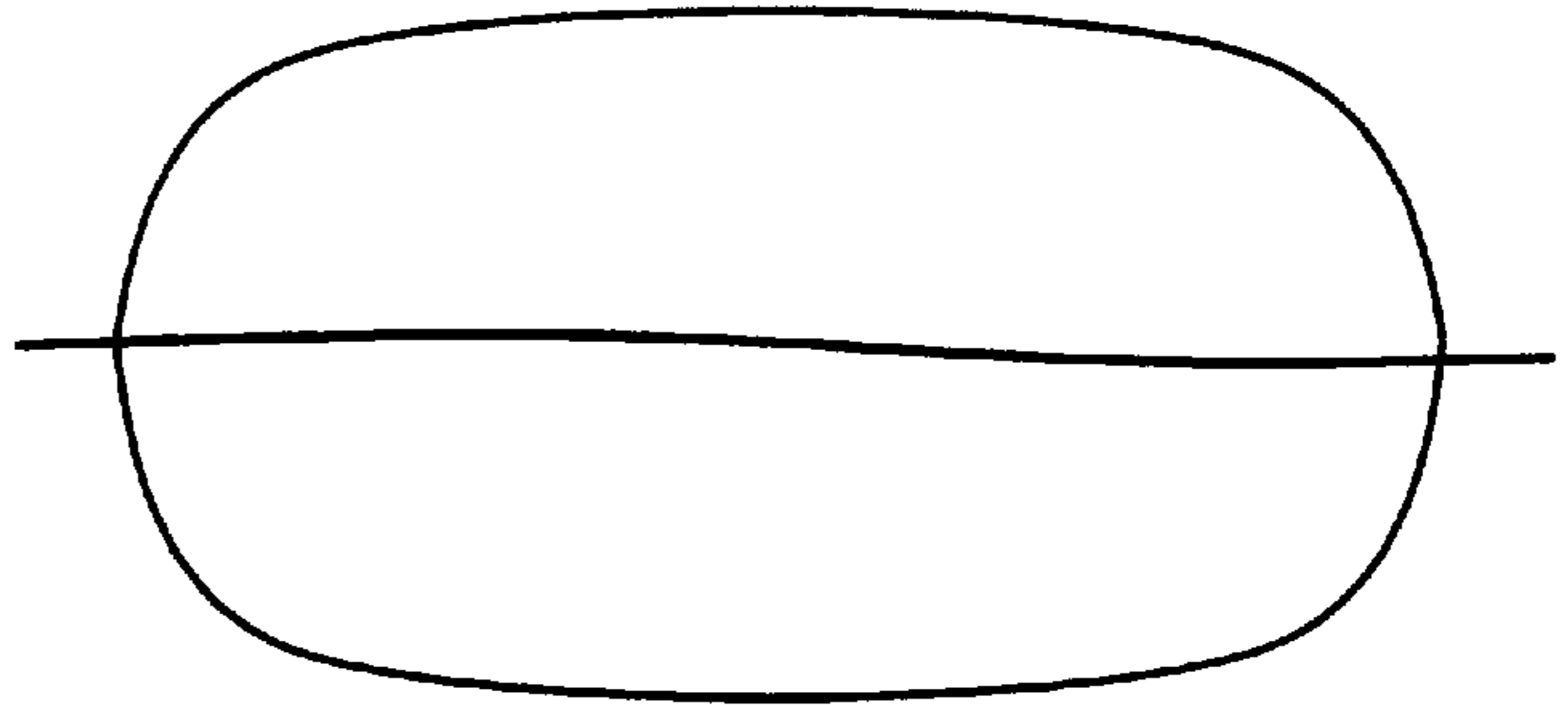


Fig-2

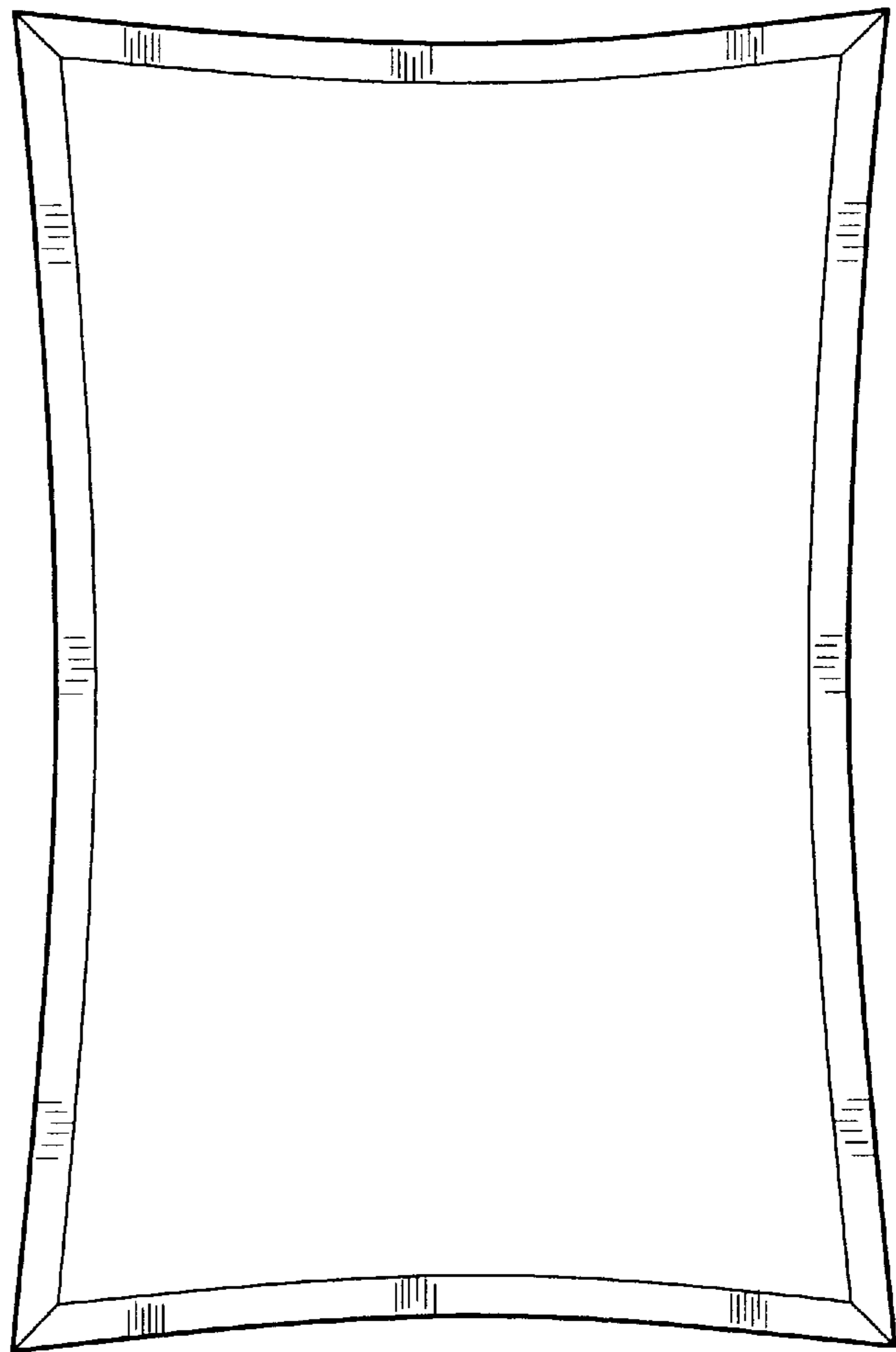


Fig-4