



US00D418709S

United States Patent [19] Stewart

[11] **Patent Number: Des. 418,709**

[45] **Date of Patent: ** Jan. 11, 2000**

[54] **SLEEPING MAT SLIPCOVER**

Primary Examiner—Janice E. Seeger

[76] Inventor: **Barbara B Stewart**, 3421 Tulane Dr.,
Kenner, La. 70065

[57] **CLAIM**

The ornamental design for a sleeping mat slipcover, as shown.

[**] Term: **14 Years**

DESCRIPTION

[21] Appl. No.: **29/088,383**

FIG. 1 is a top plan view of the sleeping mat slipcover of the present invention;

[22] Filed: **May 21, 1998**

FIG. 2 is a bottom plan view of the sleeping mat slipcover of FIG. 1;

[51] **LOC (7) Cl.** **06-13**

[52] **U.S. Cl.** **D6/601; D6/602; D6/603**

FIG. 3 is a right side plan view of the sleeping mat slipcover of FIG. 1;

[58] **Field of Search** D6/595–597, 601,
D6/602, 604, 608; 50/630, 656, 907, 653,
652, 652.1, 654, 482, 487, 499, 490, 491

FIG. 4 is a left side plan view of the sleeping mat slipcover of FIG. 1;

[56] **References Cited**

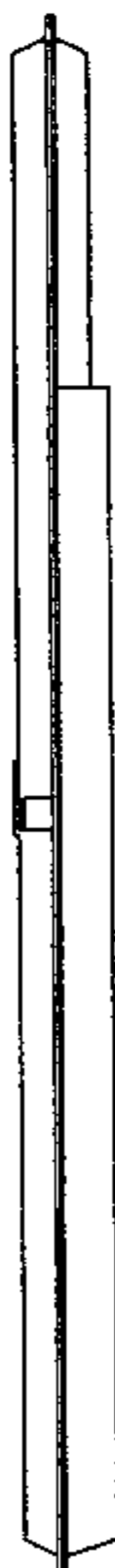


U.S. PATENT DOCUMENTS

D. 383,634	9/1997	Selph	D6/596
D. 403,548	1/1999	Kachmar	D6/601
2,179,175	11/1939	Cohen	5/499
4,991,245	2/1991	Franco	5/419

FIG. 5 is a front plan view of the sleeping mat slipcover of FIG. 1; and,

FIG. 6 is a back plan view of the sleeping mat slipcover of FIG. 1.

1 Claim, 2 Drawing Sheets



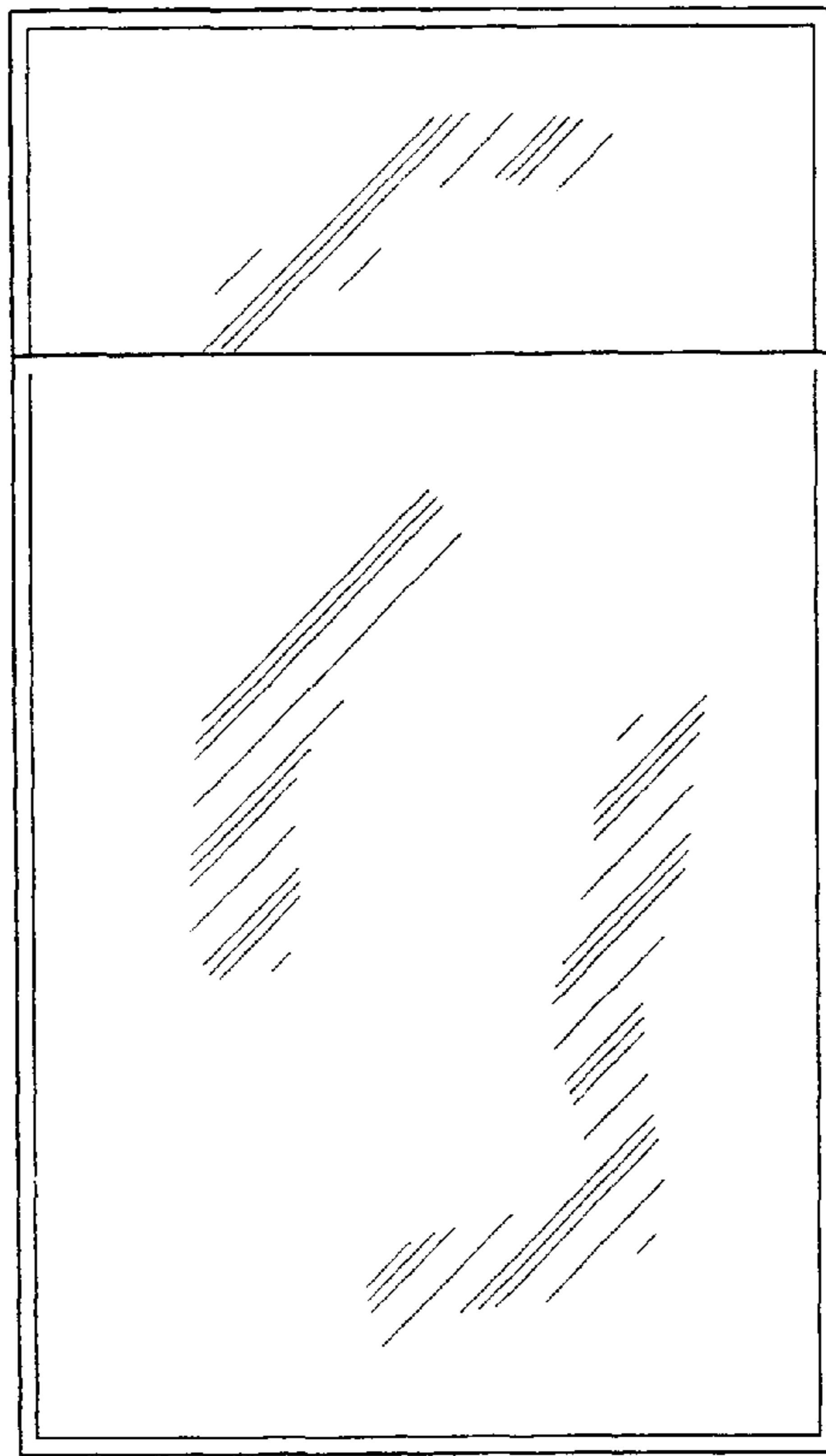


Fig. 1

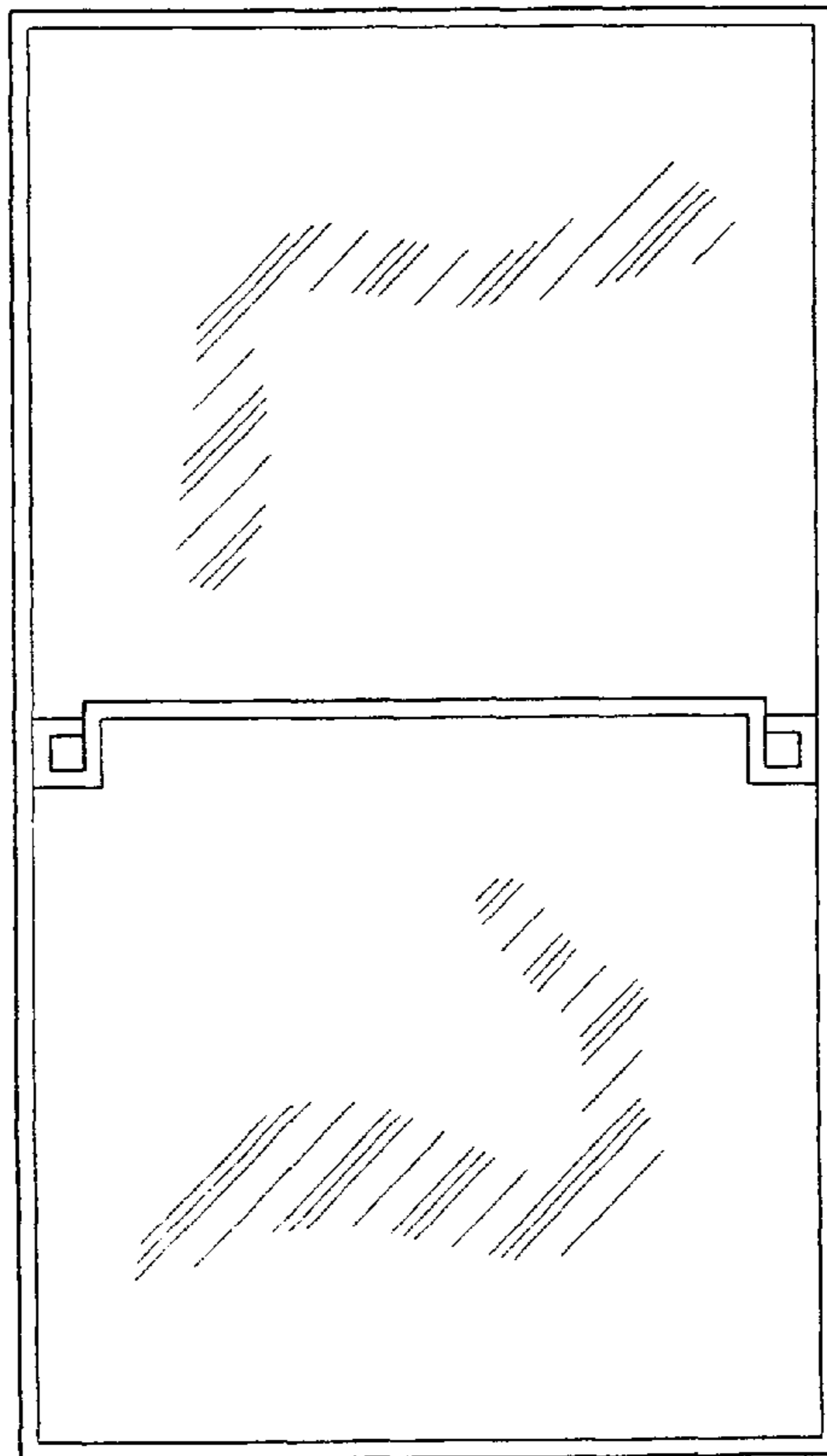


Fig. 2

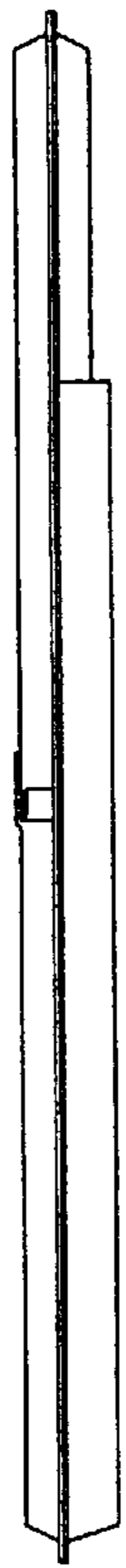


Fig. 3



Fig. 4




Fig. 5




Fig. 6