



US00D418684S

United States Patent [19]
van Rhienen

[11] **Patent Number: Des. 418,684**

[45] **Date of Patent: ** Jan. 11, 2000**

[54] **LOUNGE CHAIR**

[75] **Inventor: Alphons van Rhienen, Schoten, Belgium**

[73] **Assignee: Euro United Corporation, Oakville, Canada**

[**] **Term: 14 Years**

[21] **Appl. No.: 29/103,419**

[22] **Filed: Apr. 14, 1999**

[30] **Foreign Application Priority Data**

Feb. 16, 1999 [CA] Canada 1999-0422

[51] **LOC (7) Cl. 06-01**

[52] **U.S. Cl. D6/361; D6/369**

[58] **Field of Search D6/334, 335, 360, D6/361, 367, 368, 369, 370, 374, 376, 379, 500, 501, 502; 297/377, 448.1**

[56] **References Cited**

U.S. PATENT DOCUMENTS

- D. 234,480 3/1975 Grosfillex D6/376
- D. 296,849 7/1988 Cronk D6/361
- D. 326,584 6/1992 van de Ven .
- D. 329,335 9/1992 Komai et al. .
- D. 334,486 4/1993 Brown et al. .
- D. 335,775 5/1993 Lamalle D6/361
- D. 336,174 6/1993 Lamalle D6/379
- D. 342,389 12/1993 Geniele et al. .

- D. 344,415 2/1994 Gibbs .
- D. 360,081 7/1995 Westerburgen D6/361
- D. 365,452 12/1995 Krause et al. .
- D. 366,369 1/1996 Sagol D6/368
- D. 372,798 8/1996 Robertson et al. .
- D. 373,478 9/1996 Grosfillex D6/369
- D. 376,053 12/1996 Grosfillex .
- D. 380,620 7/1997 Niemiec D6/369 X
- D. 392,118 3/1998 Proserpio D6/369

Primary Examiner—Gary D. Watson
Attorney, Agent, or Firm—Barrigar & Moss

[57] **CLAIM**

The ornamental design for a lounge chair, as shown and described.

DESCRIPTION

FIG. 1 is a perspective view of the design, said view showing the design in a first position with the back of the lounge chair raised to a substantially vertically extending position;

FIG. 2 is a front view of the design in said first position;

FIG. 3 is a rear view of the design in said first position;

FIG. 4 is a right side view of the design in said first position, the left side view being a mirror image of this view;

FIG. 5 is a right side view of the design in a second position wherein the back of the lounge chair is lowered to a substantially horizontal position, the left side view being a mirror image of this view; and,

FIG. 6 is a top view of the design in said second position.

1 Claim, 4 Drawing Sheets




Fig. 1

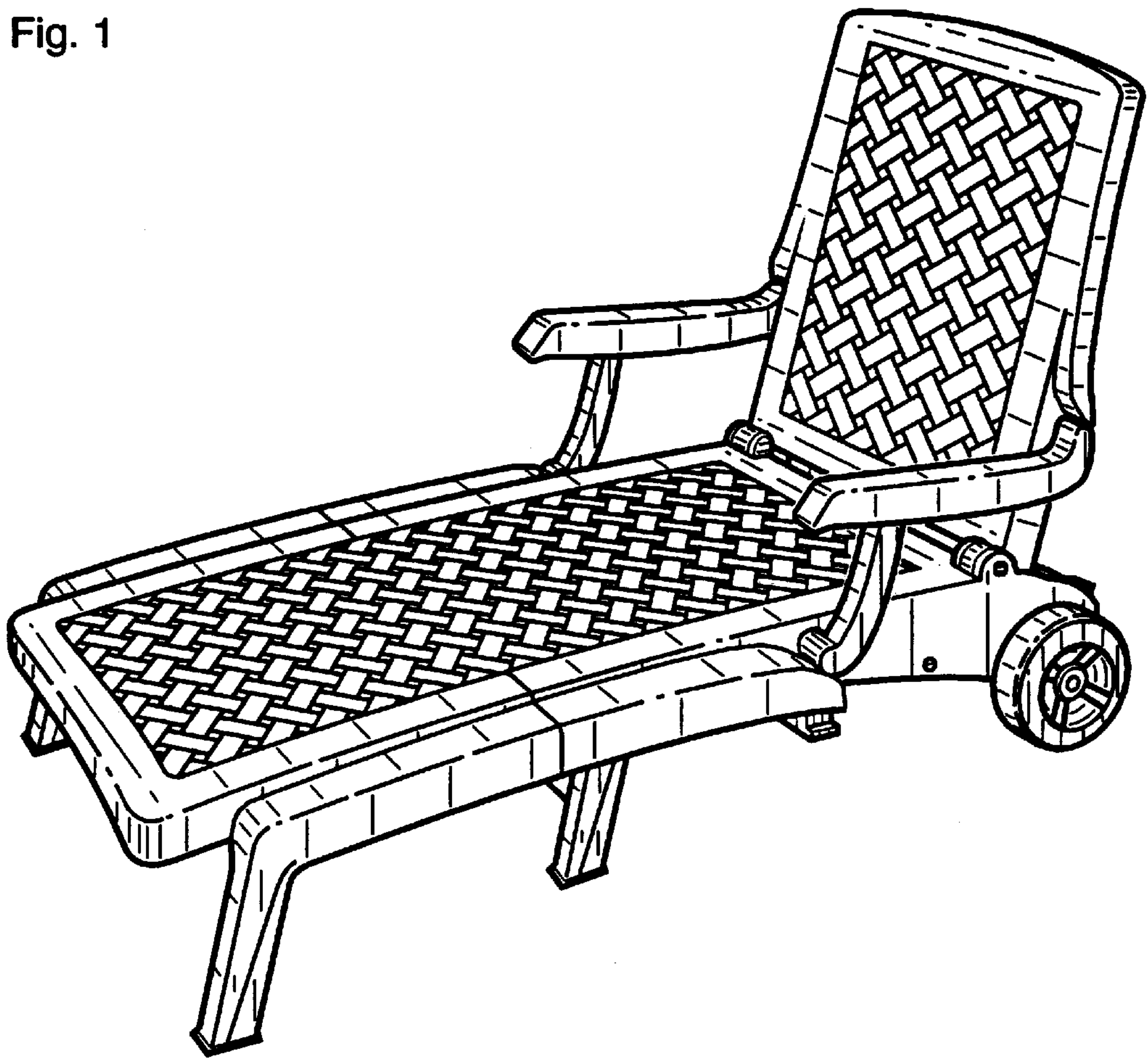


Fig. 2




Fig. 3

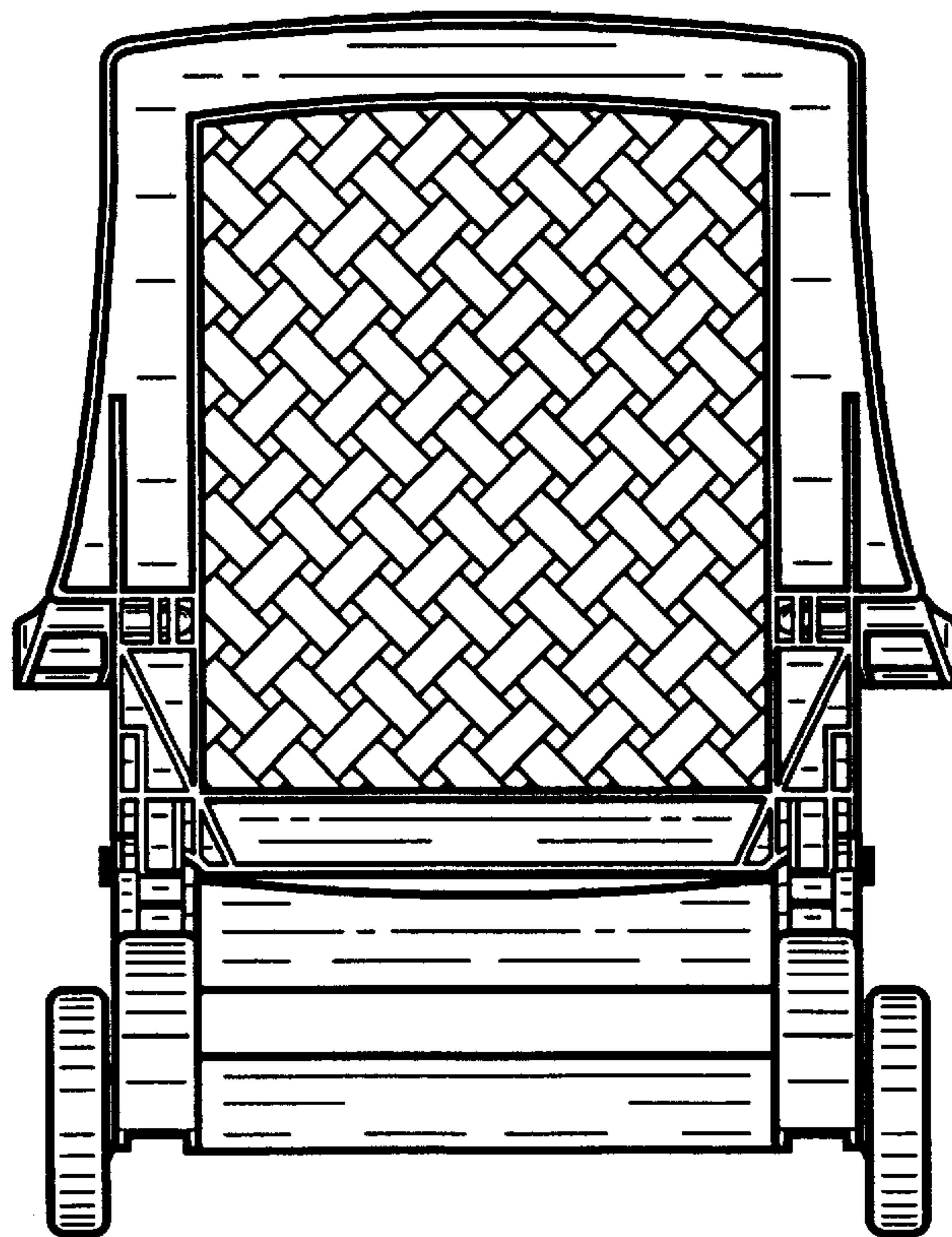


Fig. 4

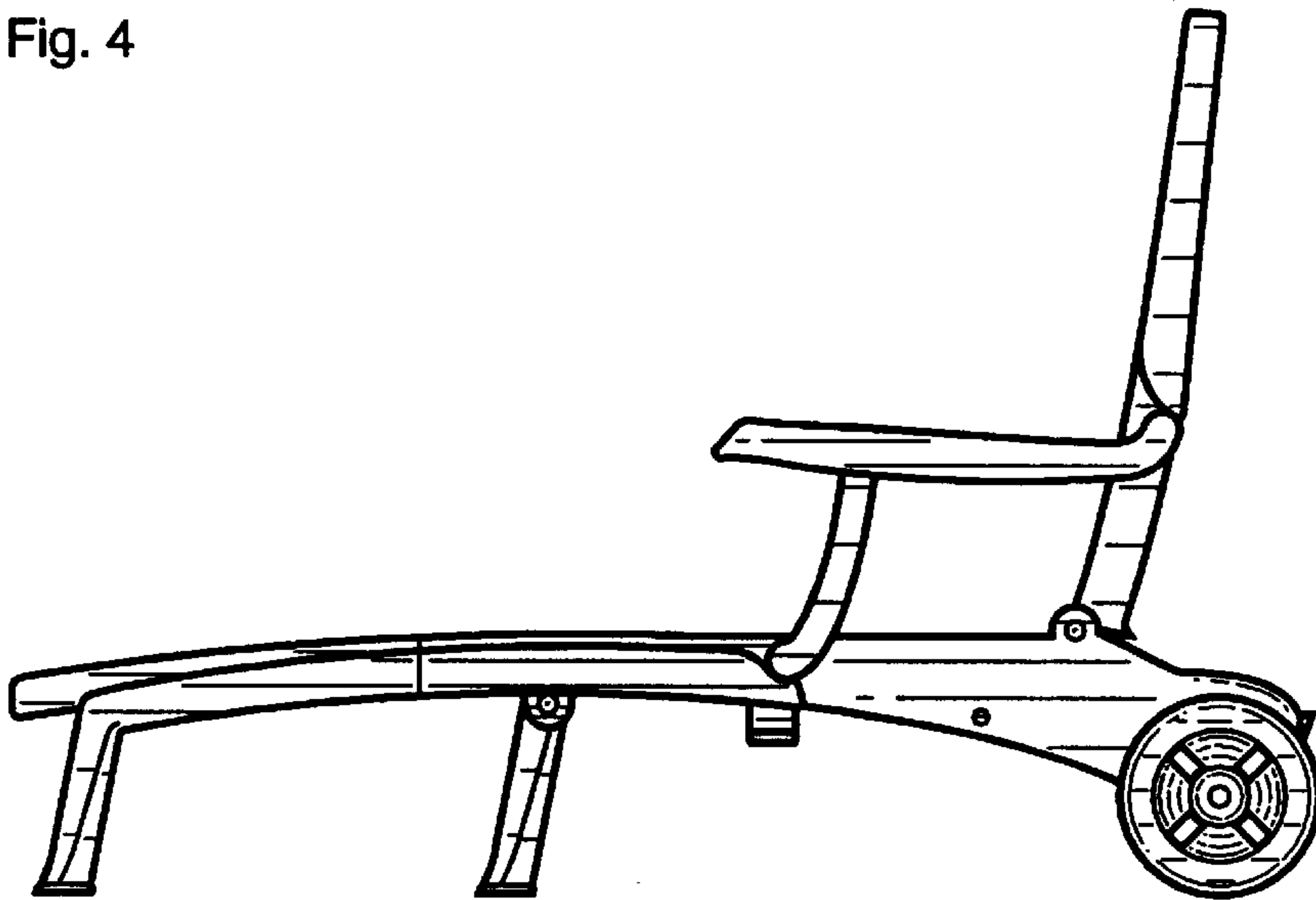


Fig. 5

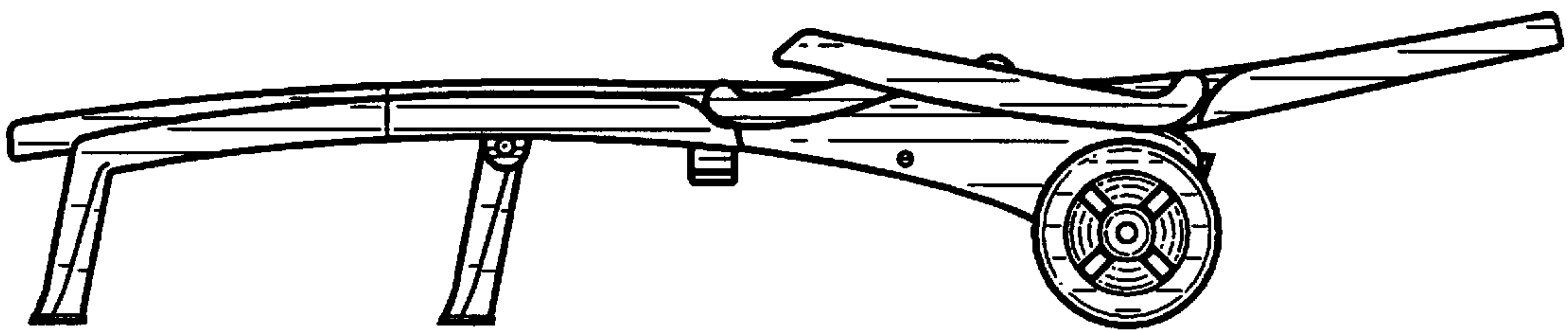


Fig. 6

