



US00D418664S

United States Patent [19]

Sacra

[11] Patent Number: **Des. 418,664**

[45] Date of Patent: **** Jan. 11, 2000**

[54] SANDAL FOOTBED

[76] Inventor: **Stephen M. Sacra**, 4160 E. Rockledge, Phoenix, Ariz. 85044

[**] Term: **14 Years**

[21] Appl. No.: **29/101,016**

[22] Filed: **Feb. 23, 1999**

[51] LOC (7) Cl. **02-04**

[52] U.S. Cl. **D2/952; D2/947; D2/951; D2/953; D2/954**

[58] Field of Search D2/896, 897, 902, D2/906, 908, 909, 914, 916, 919, 946-962, 964, 977; 36/3 B, 11.5, 12-15, 25 R, 28, 32 R, 44, 59 C, 66, 75 R, 76 R, 85, 101, 103, 104, 106, 113-115, 124, 126, 127-130

[56] **References Cited**

U.S. PATENT DOCUMENTS

- D. 112,429 12/1938 Tebbutt D2/952
- D. 253,140 10/1979 Pasquier D2/952

- D. 336,359 6/1993 Peterson D2/952
- D. 352,157 11/1994 Merceron D2/957
- D. 360,064 7/1995 Verin D2/908
- D. 372,354 8/1996 Mitsu et al. D2/952
- D. 373,457 9/1996 Fabio D2/952
- D. 388,943 1/1998 Mangee D2/952
- D. 402,093 12/1998 Merceron D2/952

Primary Examiner—Celia Murphy
Attorney, Agent, or Firm—Harry M. Weiss; Jeffrey Weiss; Paul Davis

[57] **CLAIM**

The ornamental design for a sandal footbed, as shown and described.

DESCRIPTION

FIG. 1 is a perspective view of a sandal footbed showing my new design;
FIG. 2 is a bottom view thereof;
FIG. 3 is a left side view thereof; and,
FIG. 4 is a right side view thereof.

1 Claim, 1 Drawing Sheet



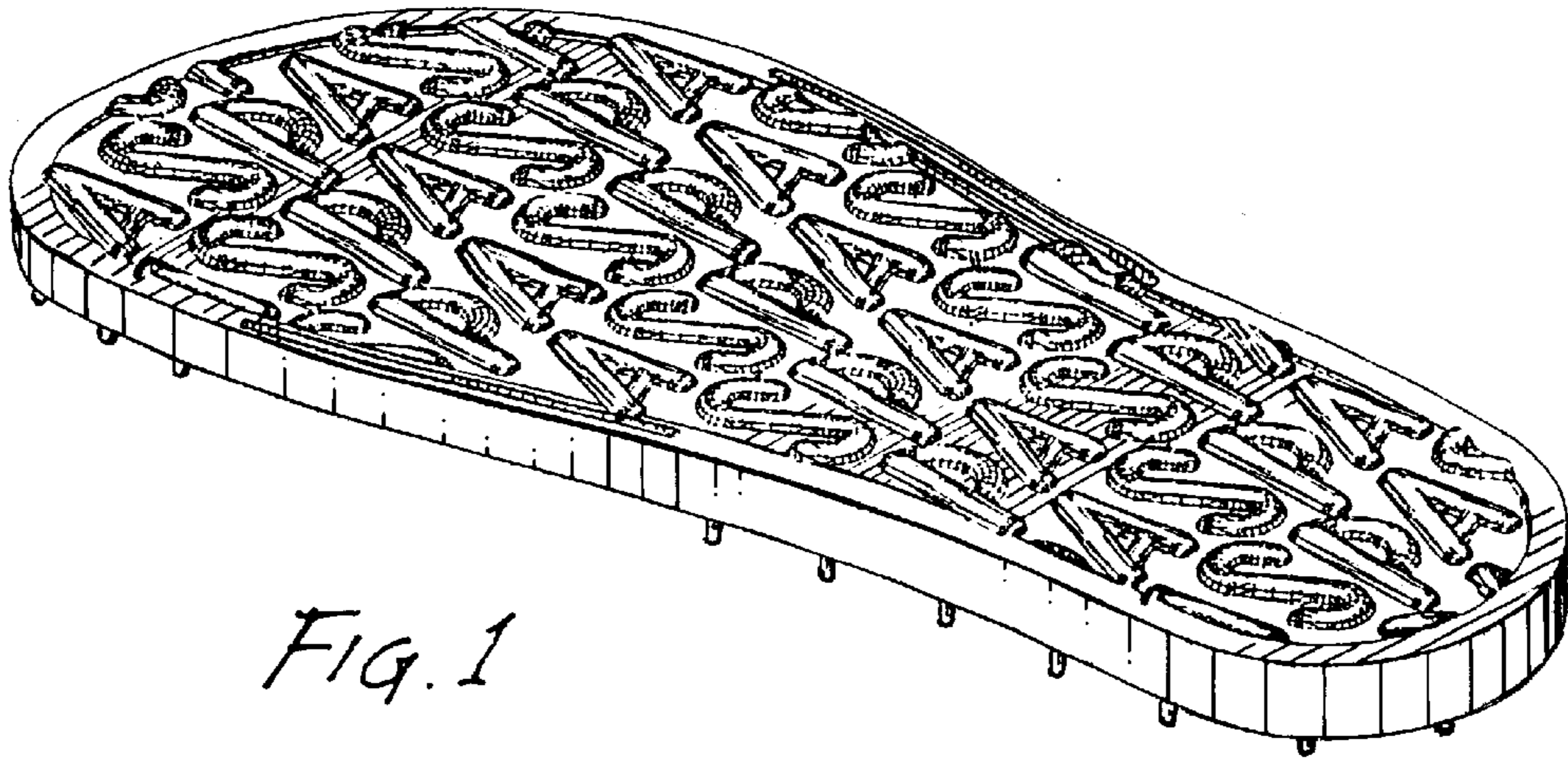


Fig. 1

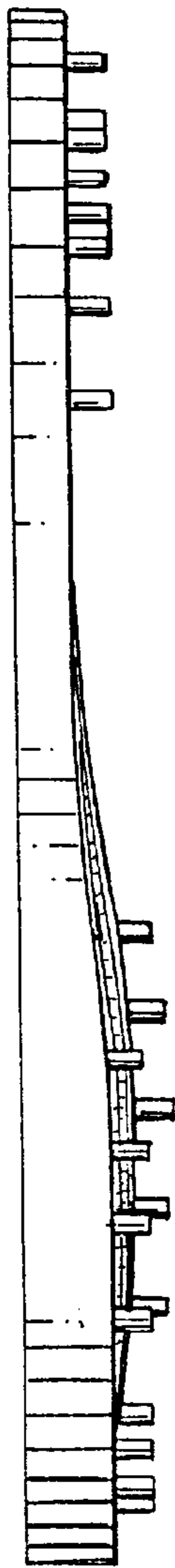


Fig. 4



Fig. 2




Fig. 3