



US00D418660S

United States Patent [19]

[11] Patent Number: **Des. 418,660**

Ke

[45] Date of Patent: **** Jan. 11, 2000**

[54] **POTATO SKIN STRIPPING MITTEN**

1,528,251	3/1925	Fritzen	2/158
3,292,628	12/1966	Maxwell et al.	D2/622
4,103,362	8/1978	Blakeman	2/161.8

[76] Inventor: **Jia-Shyong Ke**, No. 1-13, Shih-Ku Rd., Shih-Ku Tsun, Chung-Kang Hsiang, Changhua County, Taiwan

FOREIGN PATENT DOCUMENTS

[**] Term: **14 Years**

329 6/1915 United Kingdom 2/622

[21] Appl. No.: **29/100,460**

Primary Examiner—Louis S. Zarfaz
Assistant Examiner—Robert A. Delehanty
Attorney, Agent, or Firm—Rosenberg, Klein & Bilker

[22] Filed: **Feb. 11, 1999**

[57] CLAIM

[51] **LOC (7) Cl.** **02-06**

[52] **U.S. Cl.** **D2/622; D28/63; D29/118; D32/40**

The ornamental design for a potato skin stripping mitten, as shown and described.

[58] **Field of Search** D2/611, 622; D28/63; D29/113, 118, 119; D32/35, 40; D4/116, 118, 119, 137; 2/20, 158, 161.8; 15/104.94, 227

DESCRIPTION


[56] References Cited

U.S. PATENT DOCUMENTS

D. 256,182	8/1980	Kupperman et al.	D2/622
277,173	5/1883	Thompson	15/227
D. 365,891	1/1996	Gargano et al.	D2/622
D. 383,610	9/1997	Cole et al.	D32/40
730,051	6/1903	Scott	2/161.8
1,469,029	9/1923	Underwood et al.	D32/40

FIG. 1 is a perspective view of a potato skin stripping mitten, showing my new design;
FIG. 2 is a top plan view thereof;
FIG. 3 is a bottom plan view thereof;
FIG. 4 is a front elevational view thereof;
FIG. 5 is a rear elevational view thereof;
FIG. 6 is a left side elevational view thereof; and,
FIG. 7 is a right side elevational view thereof.
The broken lines shown in FIGS. 1, 4 and 5 represent stitching.

1 Claim, 3 Drawing Sheets






FIG. 1



FIG. 2




FIG. 3



FIG. 6



FIG. 7

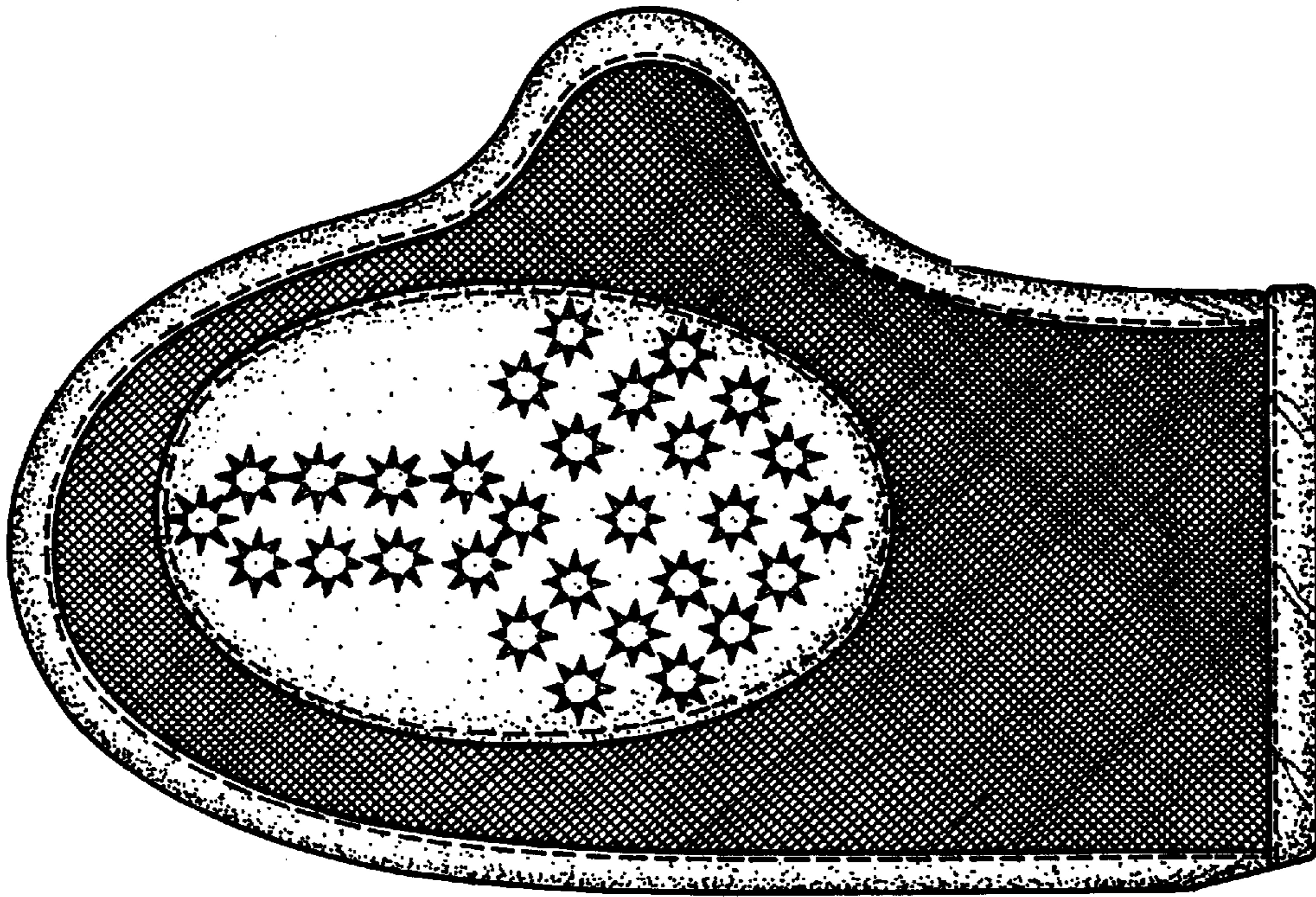


FIG. 4




FIG. 5