



US00D418637S

# United States Patent [19]

Bionde et al.

[11] Patent Number: **Des. 418,637**

[45] Date of Patent: **\*\* Jan. 4, 2000**

[54] **PET TOY WITH THE FACE OF A RABBIT**

[75] Inventors: **Maria L. Bionde; Michael F. Hasbany**, both of Dallas, Tex.

[73] Assignee: **Dallas Manufacturing Co., Inc.**, Dallas, Tex.

[\*\*] Term: **14 Years**

[21] Appl. No.: **29/088,679**

[22] Filed: **May 29, 1998**

[51] **LOC (7) Cl.** ..... **30-99**

[52] **U.S. Cl.** ..... **D30/160; D6/598**

[58] **Field of Search** ..... D30/160; D6/597-598; D21/460, 576-577, 596, 604, 616, 618, 654-655, 659; 119/706-711; 446/256, 268-269, 279, 289, 368, 97, 369

[56] **References Cited**

**U.S. PATENT DOCUMENTS**

D. 51,246	9/1917	Turner	.....	D21/655
D. 69,922	4/1926	Thompson	.....	D21/577
D. 73,659	10/1927	Kelchner	.....	D21/577
D. 221,559	8/1971	Frifogle	.....	D30/160
D. 230,747	3/1974	Dunlap	.....	D21/596
D. 243,736	3/1977	Ishizuka	.....	D6/598
D. 268,193	3/1983	Nakao et al.	.....	D21/604
D. 273,028	3/1984	Finney	.....	D21/659

D. 284,056	6/1986	Kinsley	.....	D6/601
D. 284,684	7/1986	Fabricant	.....	D21/604
D. 288,705	3/1987	Shaffer et al.	.....	D21/655
D. 298,445	11/1988	Albert	.....	D21/604
D. 308,710	6/1990	Reese	.....	D21/604
D. 322,469	12/1991	Berger et al.	.....	D21/604
D. 371,872	7/1996	Petersen	.....	D30/160
D. 374,520	10/1996	Plunk	.....	D30/160
D. 374,748	10/1996	Plunk	.....	D30/160
D. 403,368	12/1998	Brown	.....	D21/576
5,078,637	1/1992	McFarland	.	
5,237,961	8/1993	Sarullo	.....	119/709

*Primary Examiner*—Cathy Anne MacCormac  
*Attorney, Agent, or Firm*—Sheppard, Mullin, Richter & Hampton LLP

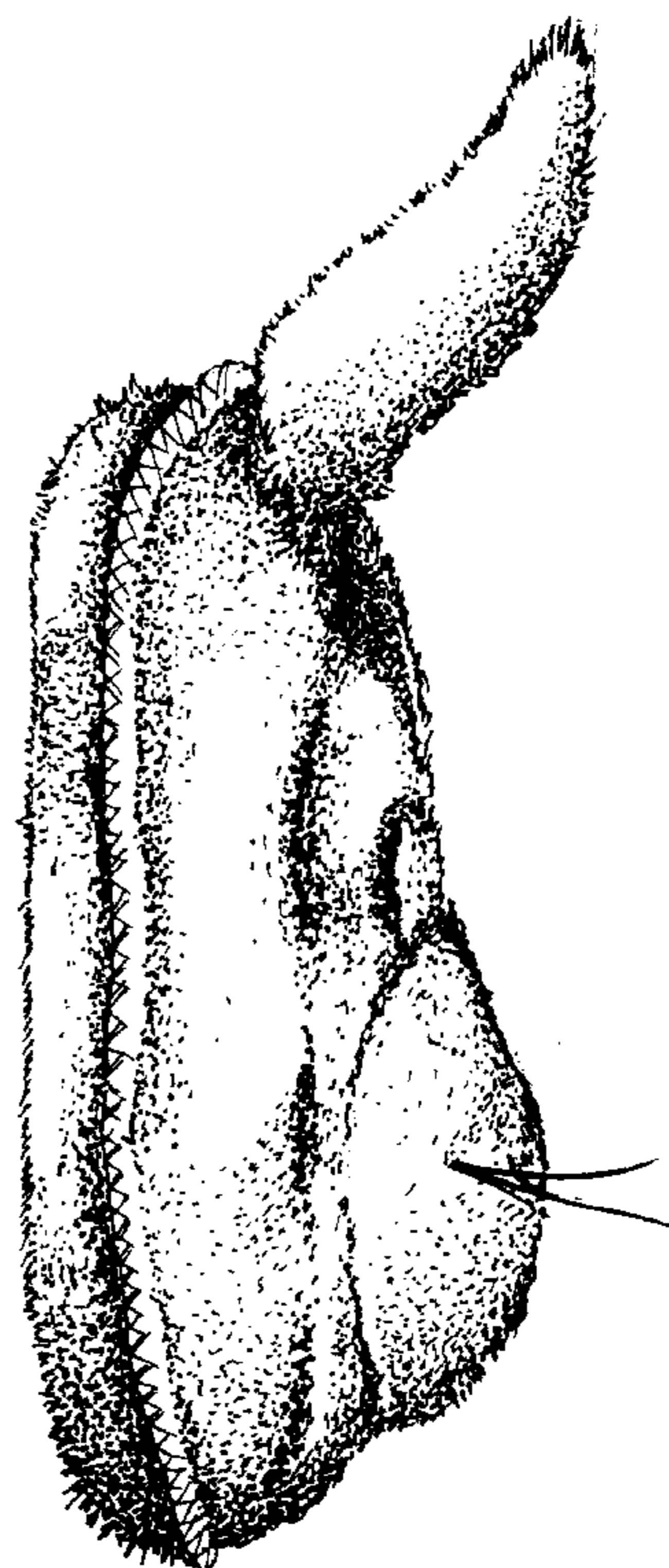

[57] **CLAIM**

We claim the ornamental design for a pet toy with the face of a rabbit, as shown and described.

**DESCRIPTION**

FIG. 1 is a front view of a pet toy with the face of a rabbit showing our new design; FIG. 2 is a left side elevational view thereof, the right side being a mirror image; FIG. 3 is a rear elevational view thereof; FIG. 4 is a top plan view thereof; and, FIG. 5 is a bottom plan view thereof.

**1 Claim, 3 Drawing Sheets**



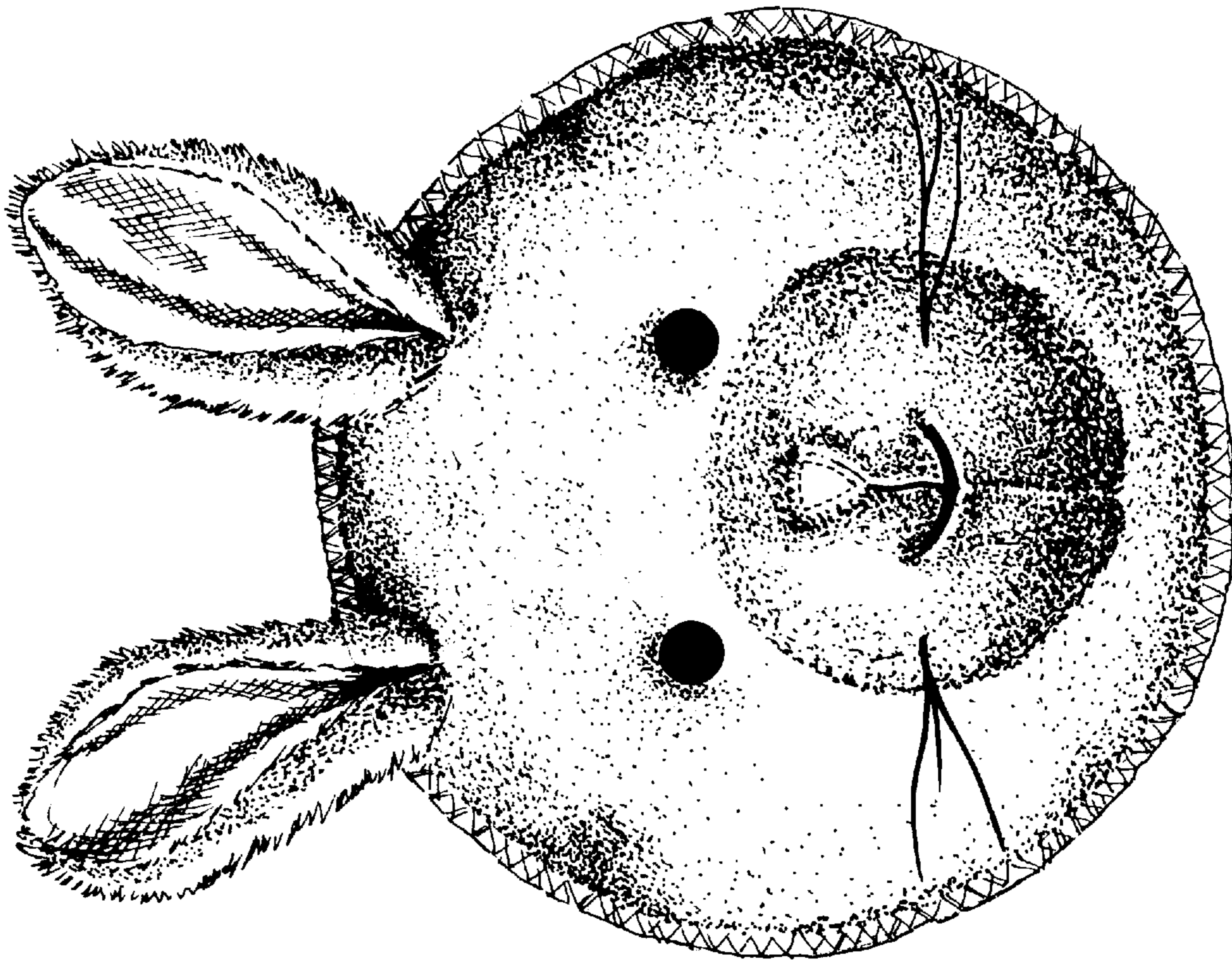


FIG. 1

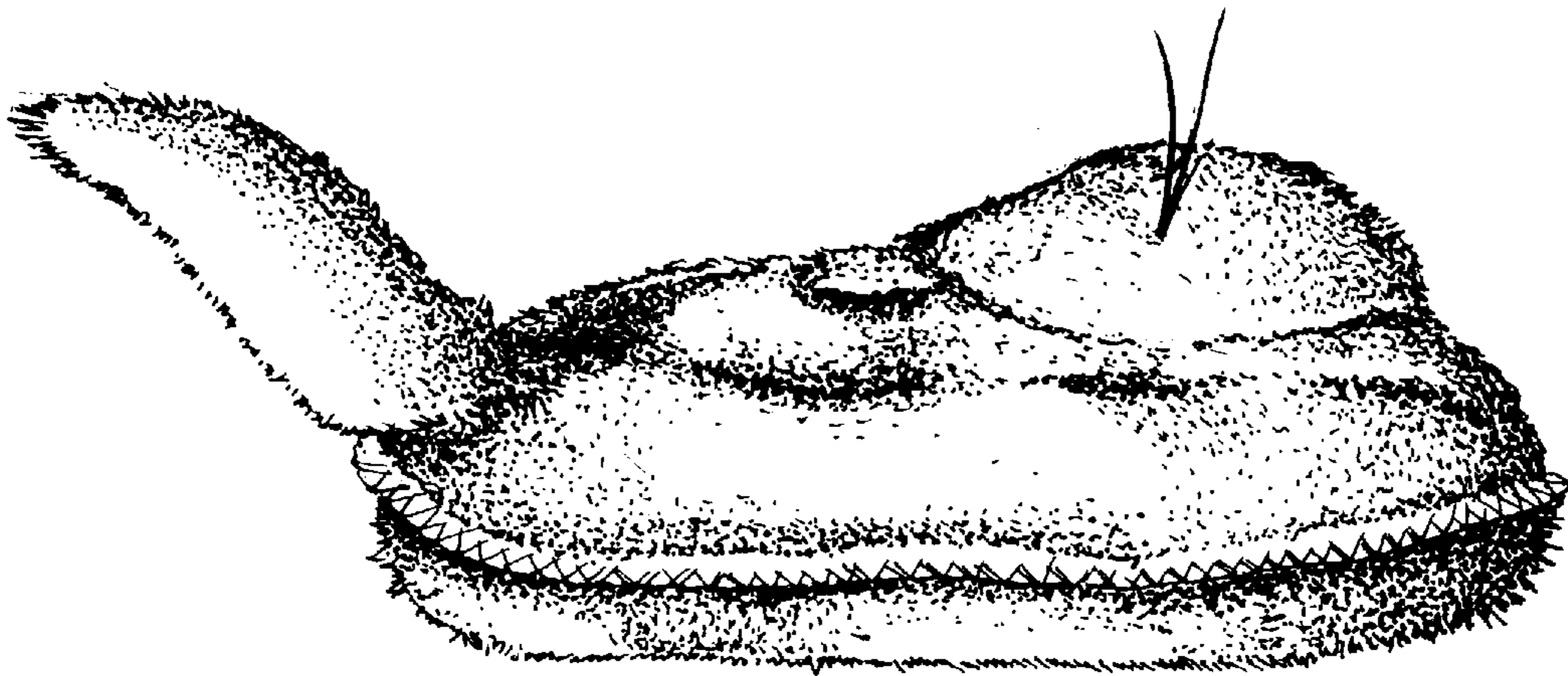


FIG. 2

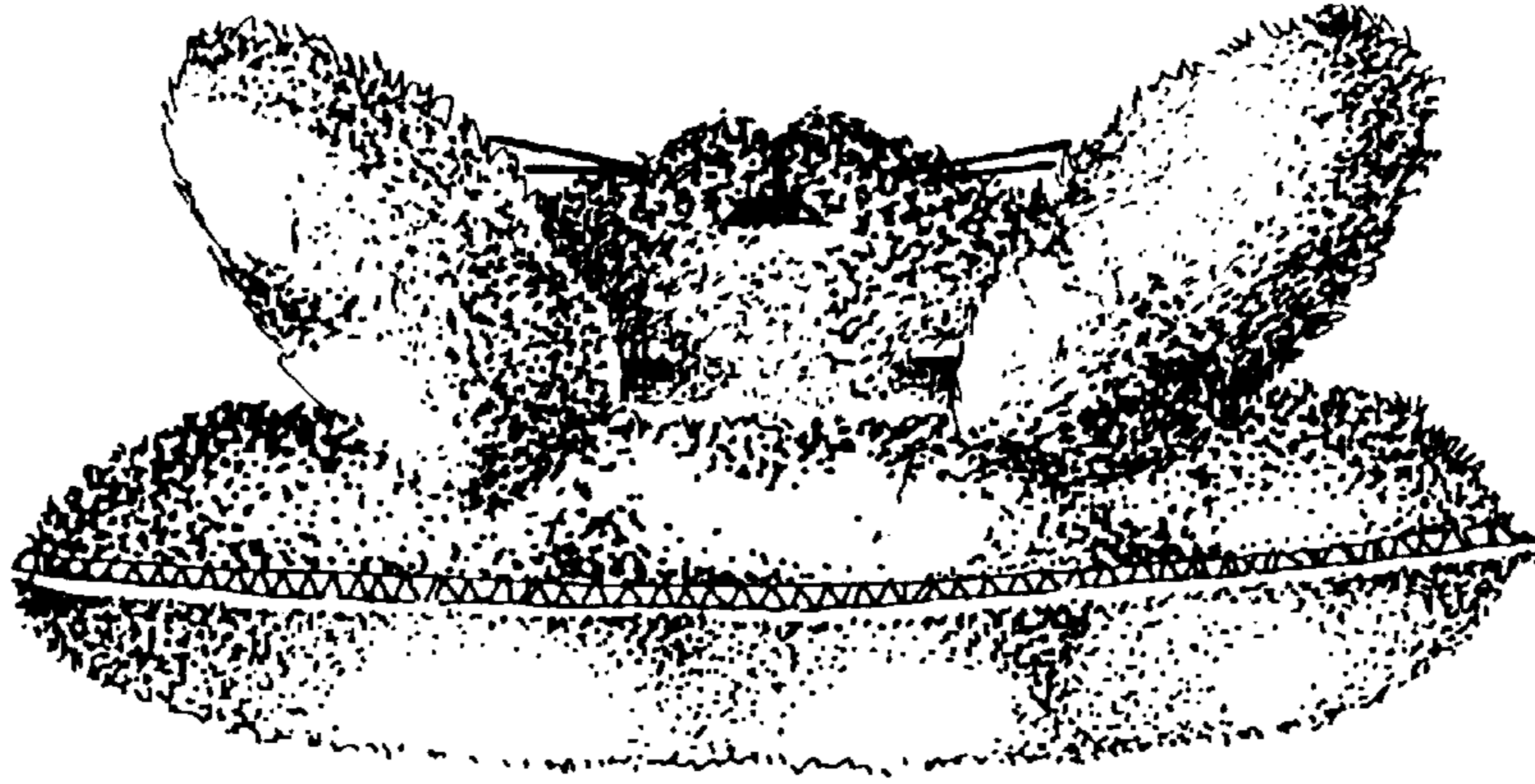


FIG. 4

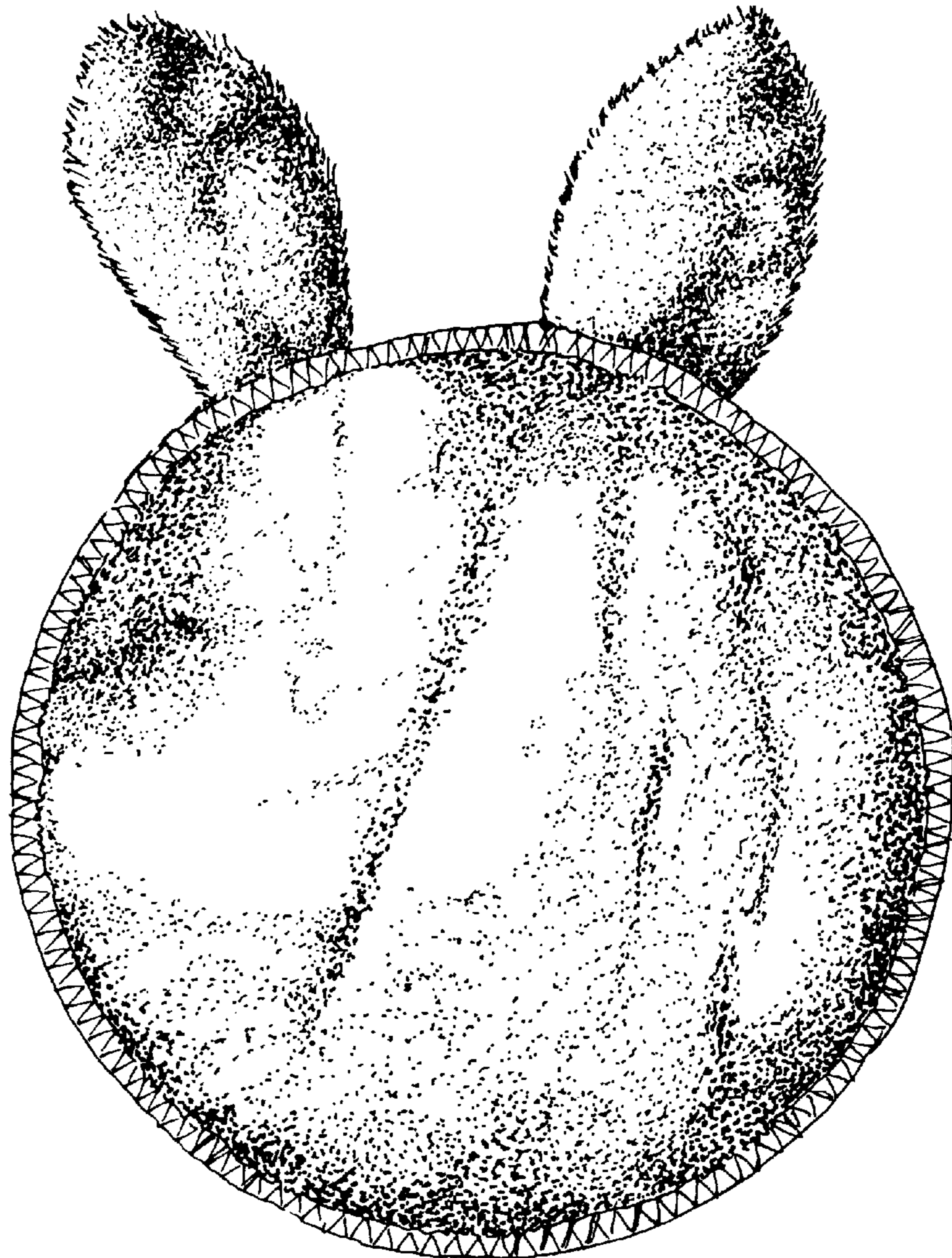


FIG. 3

FIG. 5

