



US00D418627S

# United States Patent [19]

Hsu

[11] Patent Number: **Des. 418,627**

[45] Date of Patent: **\*\* Jan. 4, 2000**

[54] LAMP SHADE

[75] Inventor: **Keen Hsu**, Taichung, Taiwan

[73] Assignee: **Bright Yin Huey Co., Ltd.**, Taichung, Taiwan

[\*\*] Term: **14 Years**

[21] Appl. No.: **29/093,081**

[22] Filed: **Sep. 2, 1998**

[51] LOC (7) Cl. .... **26-05**

[52] U.S. Cl. .... **D26/127**

[58] Field of Search ..... D26/72, 83, 84, D26/88, 128-137; 362/404-408, 326, 327, 329, 331, 333, 334, 337, 338, 339, 340, 351, 355, 356

[56] **References Cited**

**U.S. PATENT DOCUMENTS**

D. 142,580	10/1945	Ohm	.....	D26/127
D. 397,493	8/1998	Hsu	.....	D26/127
D. 410,299	5/1999	Hsu	.....	D26/127

**OTHER PUBLICATIONS**

Home Lighting and Accessories, p. 160, Smith Glass shade, top, right, Mar. 1996.

Jennette Lighting catalog, p. 6, ceiling lamp shade, #1112, Mar. 1953.

*Primary Examiner*—Susan J. Lucas  
*Attorney, Agent, or Firm*—Rosenberg, Klein & Lee


[57] **CLAIM**

The ornamental design for a lamp shade, as shown and described.

**DESCRIPTION**

FIG. 1 is a perspective view of lamp shade showing my new design;  
FIG. 2 is a front elevation view thereof;  
FIG. 3 is a rear elevation view thereof;  
FIG. 4 is a left side elevation view thereof;  
FIG. 5 is a right side elevation view thereof;  
FIG. 6 is a top plan view thereof; and,  
FIG. 7 is a bottom plan view thereof.

**1 Claim, 4 Drawing Sheets**








FIG. 1




FIG. 2



FIG. 3






FIG. 4



FIG. 5

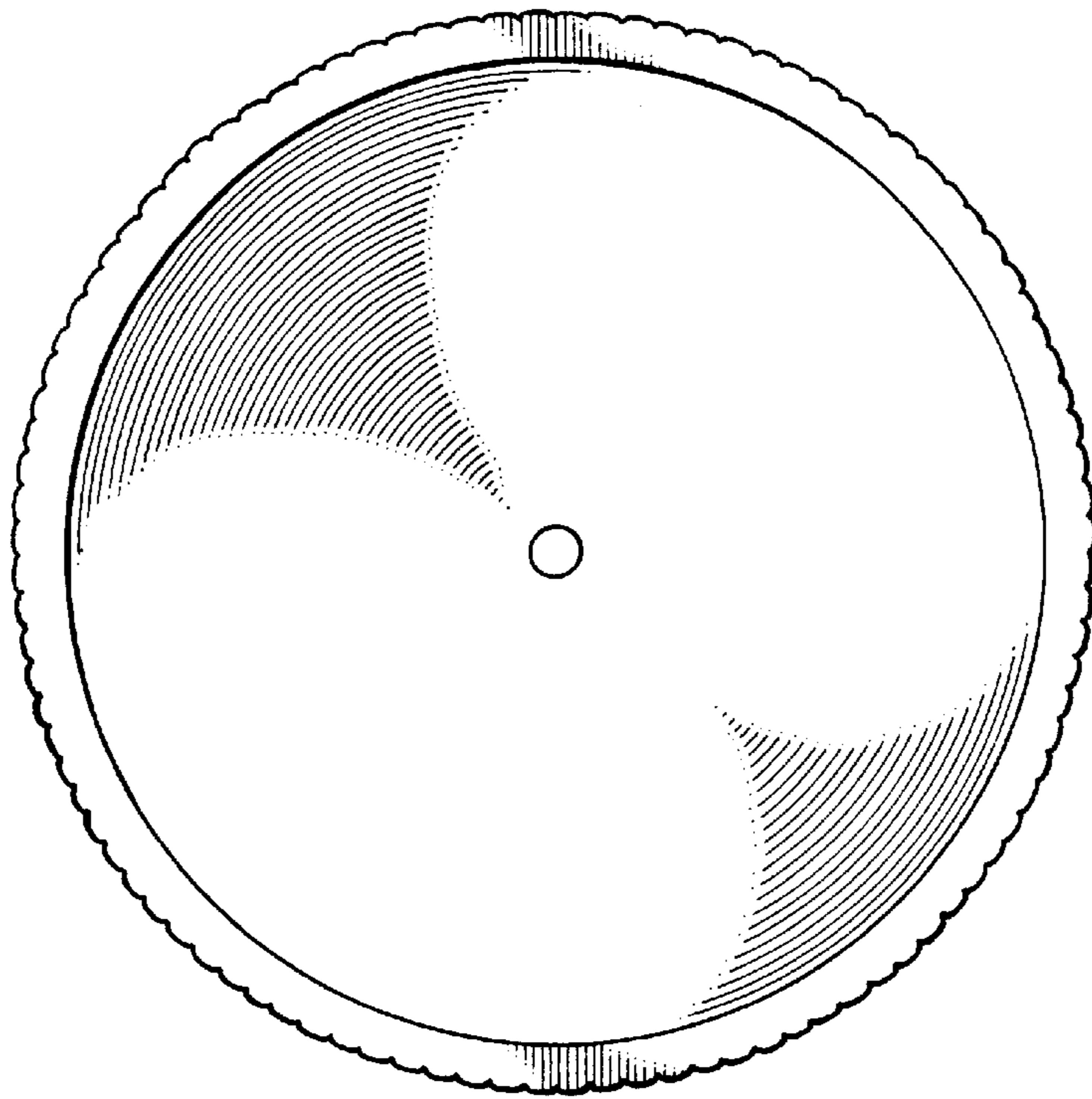


FIG. 6




FIG. 7