



US00D418619S

**United States Patent** [19]  
**Porter**

[11] **Patent Number: Des. 418,619**  
[45] **Date of Patent: \*\* Jan. 4, 2000**

[54] **OUTDOOR ADDRESS LIGHT**

D. 382,910 8/1997 Greenfield ..... D20/17

[75] Inventor: **David H. Porter**, Chagrin Falls, Ohio

*Primary Examiner*—Freda Nunn  
*Attorney, Agent, or Firm*—Watts, Hoffmann, Fisher & Heinke, Co., L.P.A.

[73] Assignee: **The L. D. Kichler Co.**, Cleveland, Ohio

[\*\*] Term: **14 Years**

[57] **CLAIM**

I claim the ornamental design for an outdoor address light, as shown and described.

[21] Appl. No.: **29/092,770**

[22] Filed: **Aug. 25, 1998**

**DESCRIPTION**

[51] **LOC (7) Cl.** ..... **26-05**

[52] **U.S. Cl.** ..... **D26/68; D20/17**

[58] **Field of Search** ..... D20/17, 10, 41;  
D26/68, 60; 362/811, 812, 147, 431, 153,  
432, 153.1; D25/126, 128, 130; 40/576,  
612, 584, 606, 541, 564, 565, 572, 574,  
578, 582; D99/43


FIG. 1 is a perspective view of the outdoor address light showing my new design;  
FIG. 2 is a left side elevational view of the outdoor address light, the right side elevational view being a mirror image;  
FIG. 3 is a front elevational view of the outdoor address light;  
FIG. 4 is a rear elevational view of the outdoor address light;  
FIG. 5 is a top plan view of the outdoor address light; and,  
FIG. 6 is a bottom plan view of the outdoor address light.  
The broken lines shown are for illustrative purposes only and forms no part of the claimed design.

[56] **References Cited**

**U.S. PATENT DOCUMENTS**

D. 118,615 1/1940 Chapman ..... D20/17  
D. 362,534 9/1995 Gensburg ..... D99/43

**1 Claim, 1 Drawing Sheet**






Fig.1



Fig.2




Fig.3




Fig.4

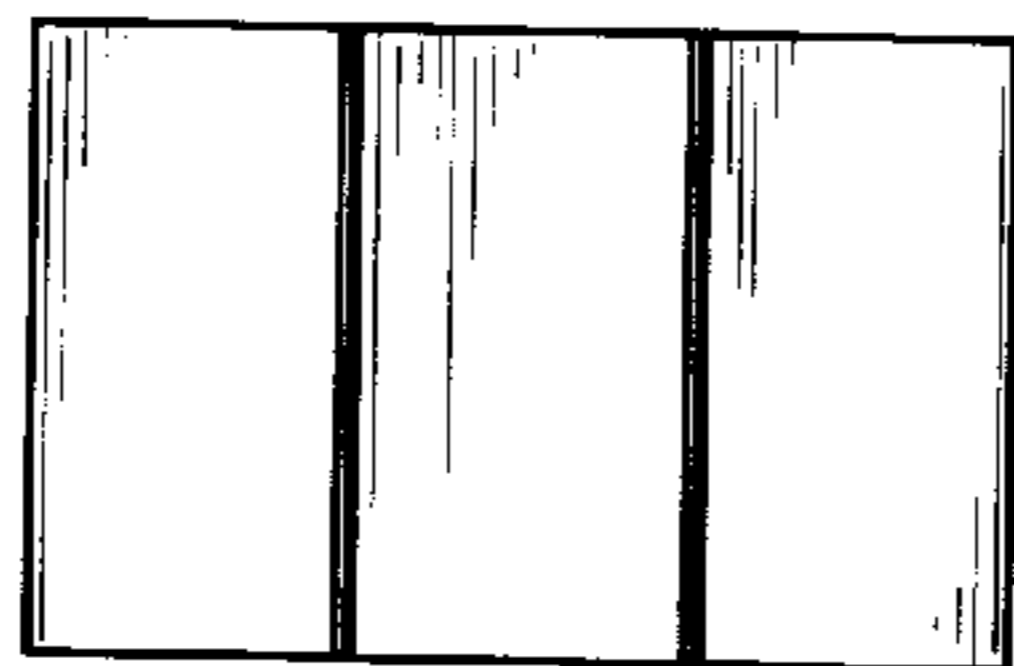


Fig.5

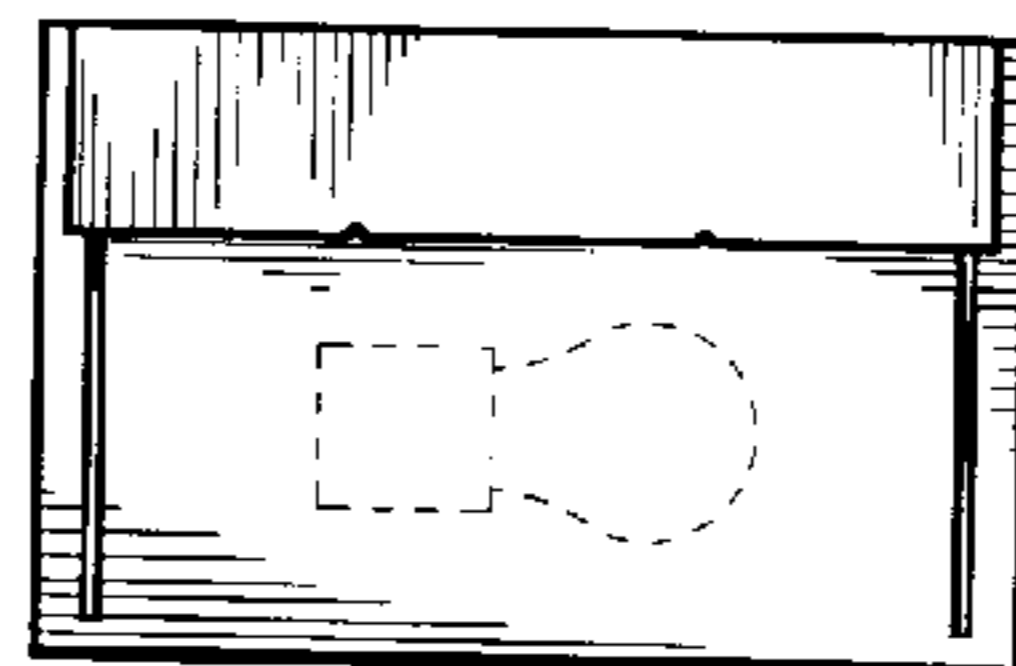


Fig.6