



US00D418617S

# United States Patent [19] Parsons

[11] **Patent Number: Des. 418,617**  
[45] **Date of Patent: \*\* \*Jan. 4, 2000**

[54] **COMBINED FLASHLIGHT AND BATON**

[75] Inventor: **Kevin L. Parsons**, Appleton, Wis.

[73] Assignee: **Armament Systems and Procedures, Inc.**, Appleton, Wis.

[\*] Notice: This patent is subject to a terminal disclaimer.

[\*\*] Term: **14 Years**

[21] Appl. No.: **29/078,936**

[22] Filed: **Oct. 24, 1997**

[51] **LOC (7) Cl. .... 26-02**

[52] **U.S. Cl. .... D26/46**

[58] **Field of Search .... D26/37, 38, 39, D26/46, 49; 362/103, 104, 157, 183, 186, 187, 188, 189, 194, 195, 198, 109, 120; D22/117**

### [56] **References Cited**

#### U.S. PATENT DOCUMENTS

- D. 263,170 2/1982 Maglica .
- D. 306,492 3/1990 Sharrah .
- D. 307,488 4/1990 Sharrah .
- D. 310,425 9/1990 Sharrah .
- D. 312,509 11/1990 Sharrah .
- D. 342,333 12/1993 Maglica .
- D. 348,112 6/1994 Maglica .
- D. 351,245 10/1994 Maglica .
- D. 353,216 12/1994 Sharrah et al. .
- D. 353,217 12/1994 Maglica .
- D. 363,361 10/1995 Maglica .
- D. 367,721 3/1996 Maglica .

- 4,171,534 10/1979 Strowe .
- 4,388,673 6/1983 Maglica .
- 4,577,263 3/1986 Maglica .
- 5,016,148 5/1991 Kohm ..... 363/102
- 5,205,640 4/1993 Shin .
- 5,590,951 1/1997 Matthews .
- 5,601,359 2/1997 Sharrah et al. .

### OTHER PUBLICATIONS

Brochure for SureFire Flashlights by Laser Products (1996). Hong Kong Enterprise, p. 211, flash light, Feb. 1995.

*Primary Examiner*—Susan J. Lucas  
*Attorney, Agent, or Firm*—McDonnell Boehnen Hulbert & Berghoff

### [57] **CLAIM**

The ornamental design for a combined flashlight and baton, as shown and described.

### DESCRIPTION

FIG. 1 is a perspective view of the combined flashlight and baton.


FIG. 2 is a front view of the combined flashlight and baton. FIG. 3 is a right side view of the combined flashlight and baton. The left side view is symmetrical to the right side view of the combined flashlight and baton.

FIG. 4 is a back view of the combined flashlight and baton. FIG. 5 is a top view of the combined flashlight and baton; and,

FIG. 6 is a bottom view of the combined flashlight and baton.

The broken lines are shown for illustrative purposes only and form no part of the claimed design.

**1 Claim, 2 Drawing Sheets**






FIG. 1




FIG. 2






FIG. 3




FIG. 4

FIG. 5



FIG. 6

