



US00D418608S

United States Patent [19]

Witte et al.

[11] Patent Number: **Des. 418,608**

[45] Date of Patent: **** Jan. 4, 2000**

[54] **GLAZED DOOR**

3,331,159 7/1967 Cooke et al. 49/371
5,319,882 6/1994 Biebuyck 49/371

[75] Inventors: **Kay-Uwe Witte**, Offenbach; **Udo Münch**, Sinn; **Jörg Wirbelauer**, Weilburg, all of Germany

Primary Examiner—Doris Clark
Attorney, Agent, or Firm—Pauley Petersen Kinne & Fejer

[73] Assignee: **Rittal-Werk Rudolf Loh GmbH & Co. KG**, Herborn, Germany

[57] **CLAIM**

The ornamental design for a glazed door, as shown and described.

[**] Term: **14 Years**

DESCRIPTION

[21] Appl. No.: **29/093,749**

FIG. 1 is a perspective view of a glazed door, according to this invention;

[22] Filed: **Sep. 17, 1998**

FIG. 2 is a front view of the glazed door, as shown in FIG. 1;

[30] **Foreign Application Priority Data**

Apr. 17, 1998 [DE] Germany M 98 03 844

FIG. 3 is a rear view of the glazed door, as shown in FIG. 1;

[51] **LOC (7) Cl.** **25-02**

FIG. 4 is a side view of the glazed door, as shown in FIG. 1;

[52] **U.S. Cl.** **D25/48**

FIG. 5 is a side view, opposite the side view shown in FIG. 4, of the glazed door, as shown in FIG. 1;

[58] **Field of Search** D25/48; 49/371, 49/381, 501, 504

FIG. 6 is a top view of the glazed door, as shown in FIG. 1; and,

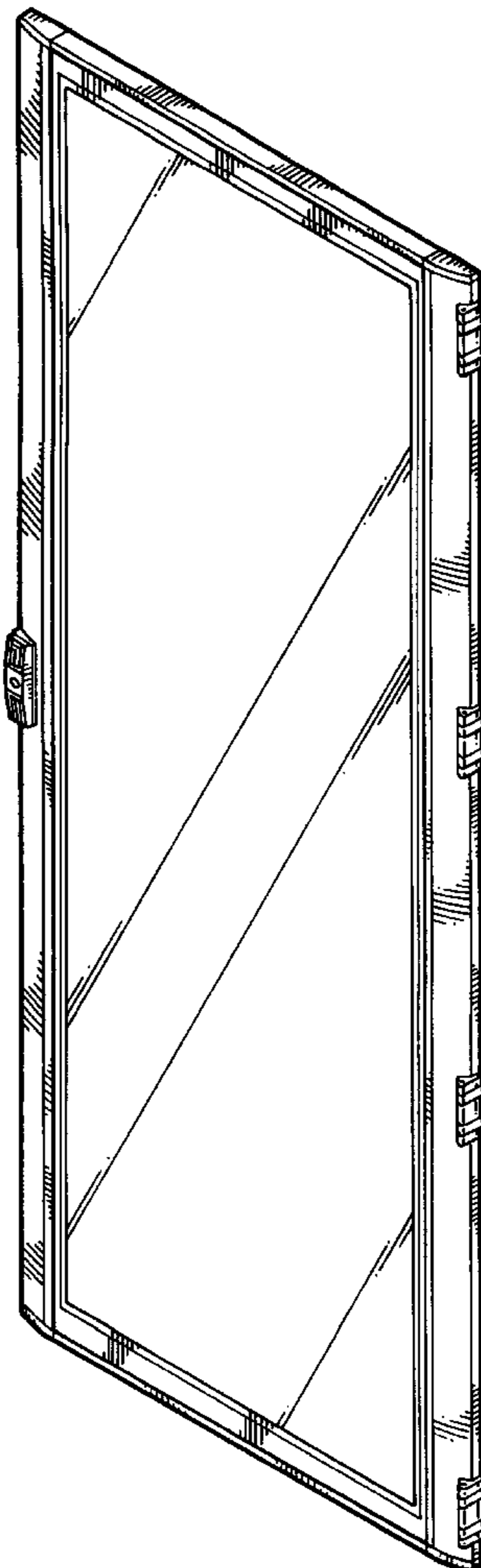
[56] **References Cited**

U.S. PATENT DOCUMENTS

D. 327,527 6/1992 Walker, Jr. et al. D25/48
D. 355,037 1/1995 Horgan, Jr. D25/48

FIG. 7 is a bottom view of the glazed door, as shown in FIG. 1.

1 Claim, 5 Drawing Sheets



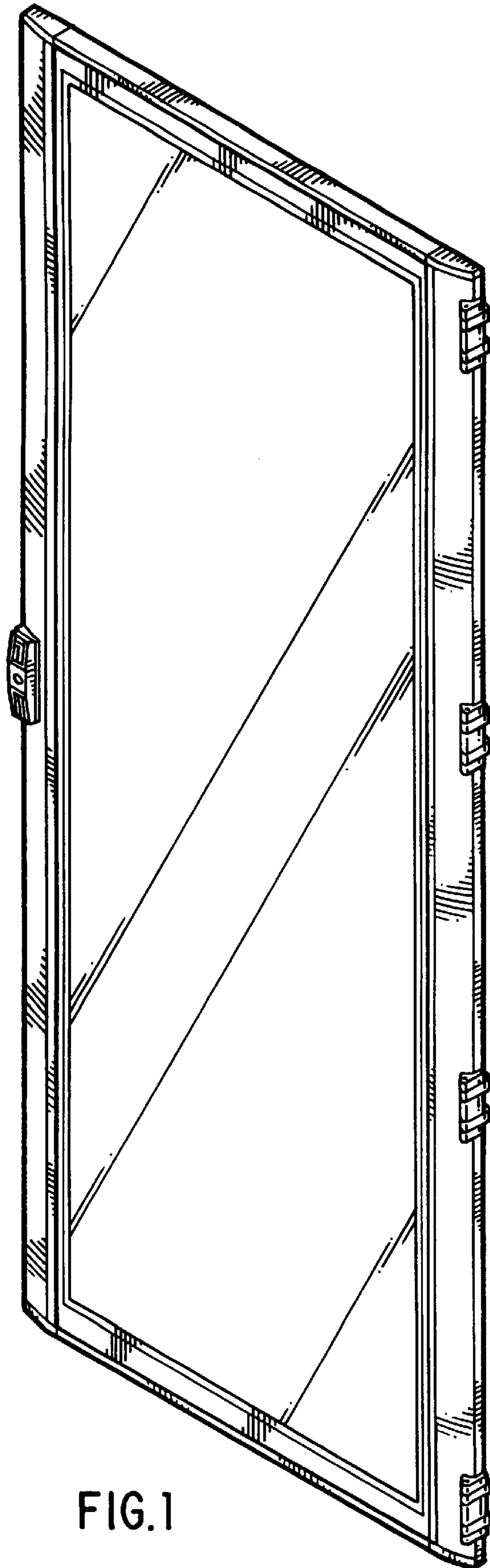


FIG. 1

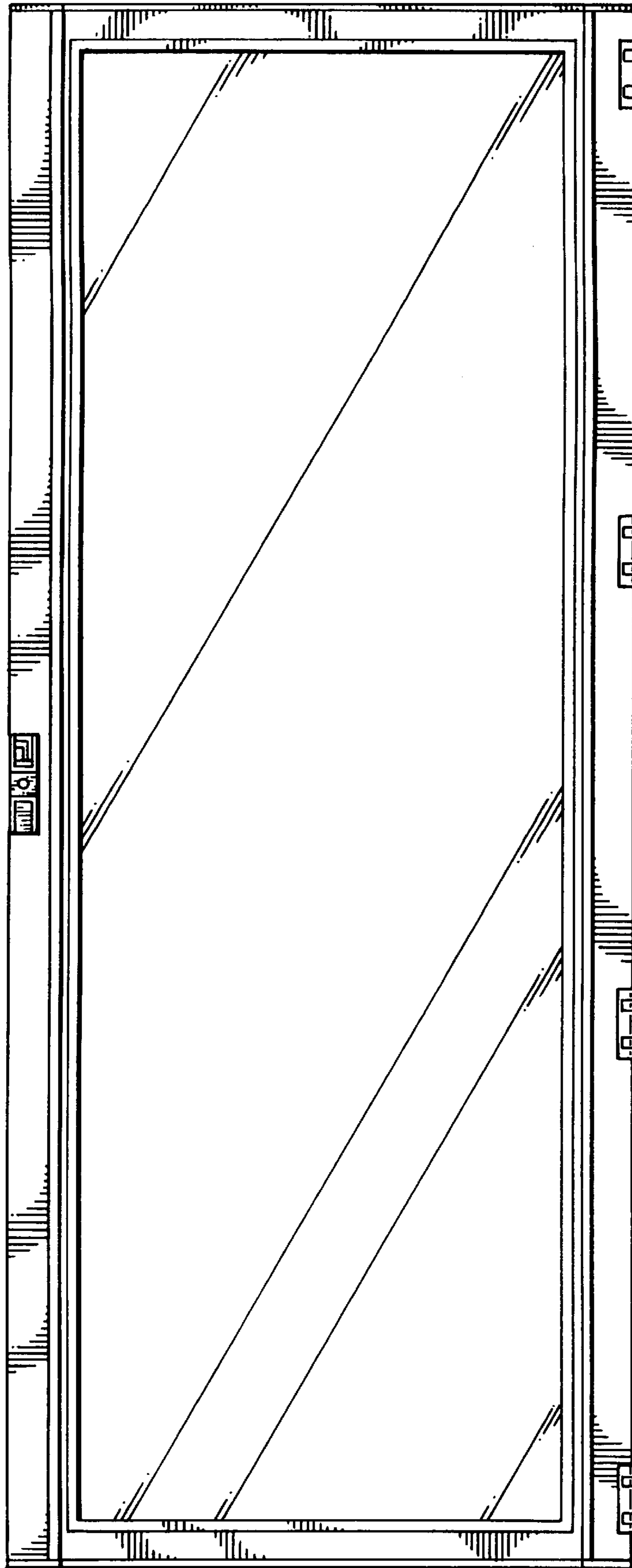


FIG.2

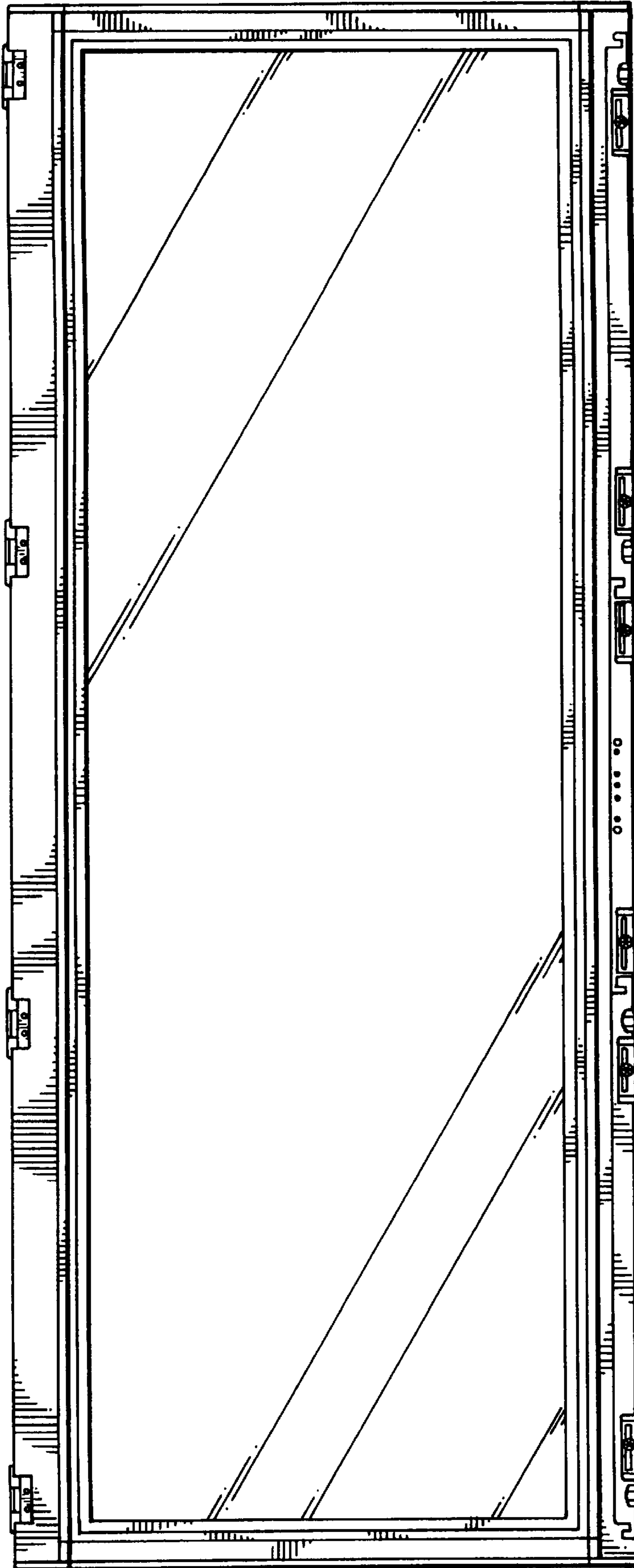


FIG. 3

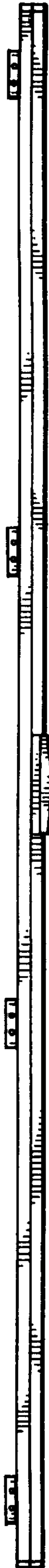


FIG. 4



FIG. 5



FIG. 6



FIG. 7